

Teen Food & Fitness

Healthy Ideas for Middle and High School Students

March 2020

Coal City Community Unit School District
Food Service Department

FAST TAKES

Baked onion rings

Does your teen love onion rings? Have her try this healthy version. Cut an onion into thick slices, and divide into rings. Whisk an egg in one bowl, and crush whole-grain cereal in another. Dip each ring into the egg and then into the cereal to coat. Spread on a cookie sheet, and bake at 375° for 30 minutes, flipping them halfway through.

Workout-ready

Having all his workout gear in one place makes it easier for your teen to exercise. Encourage him to pack a bag with everything he needs, such as sneakers, socks, a water bottle, a headband, and his community center ID. Then, he could put the bag by the door so it's ready when he is!

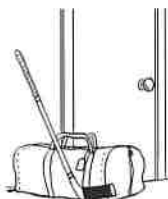

Did You Know?

Injured student athletes can be at risk for misusing prescription pain medication. If your teen gets hurt, encourage her to rest and heal instead of relying on medicine. Also, ask her doctor about alternative ways to manage pain. If she is prescribed pain pills, dispense them yourself, have her stop taking them as soon as possible, and discard leftovers.

Just for fun

Q: What is a frog's favorite game?

A: Leapfrog!



Nutrition know-how

Learning about nutrition can steer your child toward a healthier life-style. What's more, it may spark his interest in science, motivate him to do research, or even land him in a health- or food-related career. Share these ideas.

Explore science

Cooking can help your tween or teen understand chemistry. Suggest that he look online to find a kitchen experiment. Maybe he'll discover what makes bread rise or how beating a raw egg white makes meringue. Seeing chemical reactions firsthand lets him connect with the science he's studying in school.

Research issues

Is your teen considering going meatless, or does he want to eat more organic foods? Encourage him to research these choices. He could read about the benefits of a vegetarian diet or find out why organic products often cost more. His research will equip him with the facts he needs to make good decisions.



Investigate careers

Doctors and dietitians give people advice about what to eat. Chefs and school cafeteria managers use their knowledge of nutrition to plan menus. Your child can try out fields like these by interning at a health clinic, working in a restaurant, or taking a cooking class through the county recreation department. He'll explore nutrition, and he just might find a future career! ●


Run, bike, swim!

A triathlon: a 0.46-mile swim, a 12.4-mile bike ride, and a 3.1-mile run. A family triathlon: an exciting, active way to spend time together. Here's how to enjoy one with your teenager.

First, decide how you'll set up your triathlon. You could spread it out over a few weeks (run, bike, or swim every Sunday afternoon, for example). Or shorten the distances (run $\frac{1}{2}$ mile, bike a mile, and swim two laps), and do your triathlon in a day.

Then, look for places to hold your events. You might run on her school track, swim at an indoor community pool, or bike around your neighborhood.

When you finish, celebrate with a healthy dinner—and schedule your next triathlon! ●



Beware of bullying

Kids who are overweight may be targets of bullying. If your tween or teen struggles with her weight, you can help her avoid struggling with being bullied, too. Consider these tips.

Watch for signs. Children who experience bullying often want to stay home from school when they're not sick or avoid activities they normally enjoy. Other signs might include torn clothing, missing possessions, or unexplained bruises or cuts.



Go over responses. Encourage your tween to walk away from bullies and find a friend or an adult. She might be reluctant to involve adults, so explain that bullying is a serious problem that parents and teachers need to be aware of.

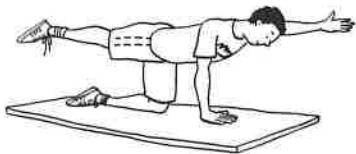
Build confidence. Boost your teen's self-esteem by playing up her strengths (say, by mentioning what a loyal friend she is) or asking her advice on topics she knows about (which computer or cell phone to buy). You could also offer to join her in activities she likes to do, like taking walks or going to yoga classes. Finally, make it clear that her weight doesn't define her, no matter what a bully says. 🍓

ACTIVITY CORNER

A stronger back

We use our back muscles all the time, but many people forget about exercising them. Suggest that your teen do moves like these to strengthen his back.

● **Slow windshield wipers.** Lie on your back with knees bent and feet flat on the floor. Slowly move both knees to one side, and hold for 10 seconds. (Be careful that your shoulders don't move, too.) "Windshield wiper" back and forth 2–3 times on each side.



● **Bird-dogs.** Start on hands and knees (hands shoulder-width apart and knees hip-width apart). Raise and straighten your left arm and right leg at the same time until both are parallel to the floor. Alternate arms and legs, working up to 10–15 repetitions per side. 🍓



PARENT TO PARENT


Getting enough vitamin D

During my son Jack's checkup, I was surprised when the doctor asked how much time he spends outside.

The doctor explained that sunshine—even winter sunshine—helps our bodies produce vitamin D, which is important for bone health. Being outdoors just 10–30 minutes a day can be beneficial, he said. The doctor also recommended that Jack drink vitamin D–fortified milk and eat foods that contain vitamin D, such as eggs, tuna, and some varieties of mushrooms.

Jack is not a big milk drinker, but he agreed to try to have at least a glass a day. We also decided that he'll be the one to walk the dog after school to get some exercise—and a dose of vitamin D.

Note: The daily recommended amount of vitamin D for teens is 600 IUs (international units). One cup of milk contains 115–124 IUs. 🍓



In the Kitchen

Fajitas three ways

Easy to make and fun to eat, fajitas are a tasty, all-in-one weeknight meal. Try these healthy varieties.

Chicken

Sprinkle diced boneless chicken breast with lemon juice, and toss with chopped zucchini and sliced mushrooms. Saute in a little olive oil until the chicken is cooked through. Wrap in whole-wheat tortillas, and spoon salsa on top.

Veggie

Stir-fry cauliflower pieces and sliced yellow

squash, onions, and red and green bell peppers until veggies soften. Place in corn tortillas, and top with avocado chunks, pico de gallo, and low-fat shredded cheese (cheddar or pepper jack).

Steak

Squeeze a lime over strips of lean beef, and cook thoroughly in a skillet coated with nonstick spray. Add to whole-grain tortillas along with steamed brown rice, diced tomatoes, and raw chopped broccoli. Top with Greek yogurt. 🍓



OUR PURPOSE

To provide busy parents with practical ways to promote healthy nutrition and physical activity for their children.

Resources for Educators,
a division of CCH Incorporated
128 N. Royal Avenue • Front Royal, VA 22630
800-394-5052 • rfcustomer@wolterskluwer.com
www.rfeonline.com

Teen Food & Fitness™ is reviewed by a registered dietitian. Consult a physician before beginning any major change in diet or exercise.

ISSN 1935-8865