

HOUSTON GATEWAY ACADEMY - CORAL CAMPUS (ELEMENTARY)

1020 CORAL ST, HOUSTON, TX 77012

HOUSTON GATEWAY ACADEMY INC | Charter | Grade levels on campus: PK-12

School Profile 2018

Letter Grade: **2018 A+** | 2016 A

County ranking: **6 out of 625**

Gold Ribbon?¹ No | PEG?² Yes

Student-teacher ratio (avg.): 22:1

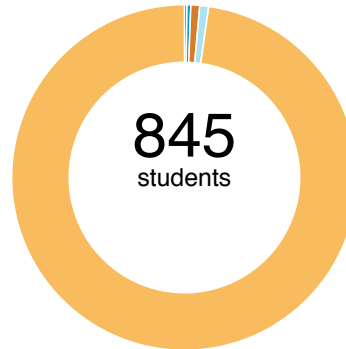
First-year teachers: 23%

Economically disadvantaged: 91%

Special education: 2%

English Language Learners: 36%

Student mobility³: 8%



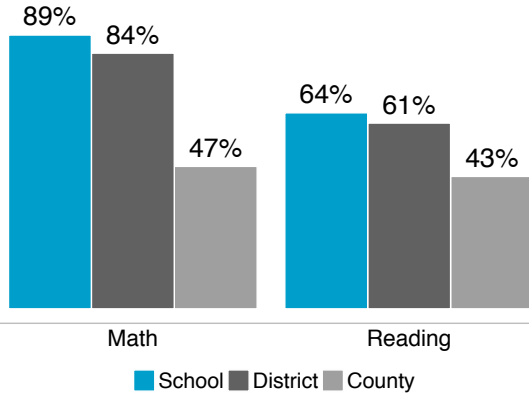
Race-ethnicity

- Asian: 0%
- Black: 1%
- Hispanic: 98%
- Other: 0%
- White: 1%

How does achievement at this school compare with the district and county?

than the District than the County
 Math scores are..... **HIGHER** **HIGHER**
 Reading scores are... **HIGHER** **HIGHER**

% OF STUDENTS THAT MEET GRADE LEVEL




How has achievement at this school changed in recent years?

In recent years...

Math scores have.....**INCREASED**
 Reading scores have...**INCREASED**

% OF STUDENTS THAT MEET GRADE LEVEL



How does year-to-year student growth compare with other schools in the county?

Math (Low / Medium / High): **HIGH**

Reading (Low / Medium / High): **MEDIUM**

School Programs: Parent Organization, Full Day Pre-K (age 4), Art Classes, Dual Language Program, Athletics, After School Program (PK-05)

District & Community Resources: (Unavailable: Contact school for more information)

¹ Gold Ribbon schools are high-performing despite high levels of poverty

² PEG schools are identified by the state as in need of improvement

³ Student mobility: % of students transferring in and out during the school year

For more info about schools in your area, please visit www.texaschoolguide.org

HOUSTON GATEWAY ACADEMY - CORAL CAMPUS (MIDDLE)

1020 CORAL ST, HOUSTON, TX 77012

HOUSTON GATEWAY ACADEMY INC | Charter | Grade levels on campus: PK-12

School Profile 2018

Letter Grade: **2018 A+** | 2016 A+

County ranking: **3 out of 228**

Gold Ribbon?¹ No | PEG?² Yes

Student-teacher ratio (avg.): 22:1

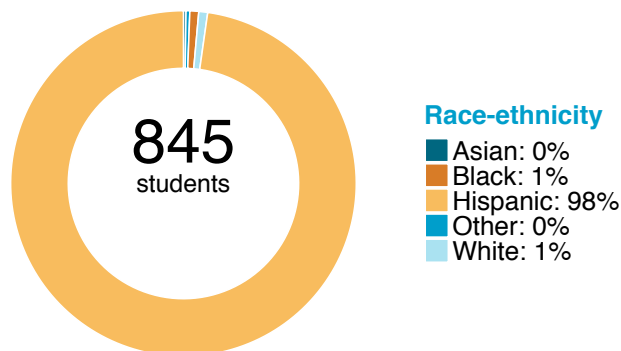
First-year teachers: 23%

Economically disadvantaged: 91%

Special education: 2%

English Language Learners: 36%

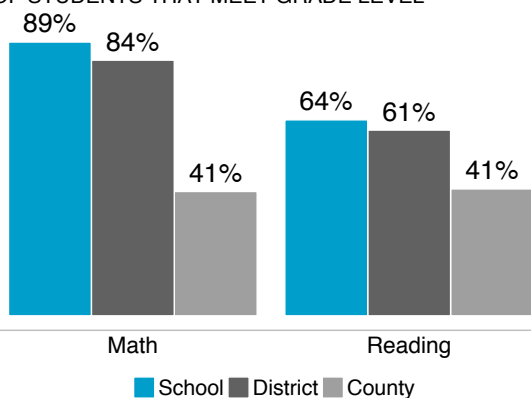
Student mobility³: 8%



How does achievement at this school compare with the district and county?

than the District than the County
 Math scores are..... **HIGHER** **HIGHER**
 Reading scores are... **HIGHER** **HIGHER**


% OF STUDENTS THAT MEET GRADE LEVEL



How has achievement at this school changed in recent years?

In recent years...
 Math scores have.....**INCREASED**
 Reading scores have...**INCREASED**

% OF STUDENTS THAT MEET GRADE LEVEL



How does year-to-year student growth compare with other schools in the county?

Math (Low / Medium / High): **HIGH**
 Reading (Low / Medium / High): **HIGH**

School Programs: Parent Organization, Art Classes, Music Classes, Athletics, After School Program
District & Community Resources: (Unavailable: Contact school for more information)

¹ Gold Ribbon schools are high-performing despite high levels of poverty
² PEG schools are identified by the state as in need of improvement
³ Student mobility: % of students transferring in and out during the school year
 For more info about schools in your area, please visit www.texaschoolguide.org

HOUSTON GATEWAY ACADEMY - CORAL CAMPUS (HIGH)

1020 CORAL ST, HOUSTON, TX 77012

HOUSTON GATEWAY ACADEMY INC | Charter | Grade levels on campus: PK-12

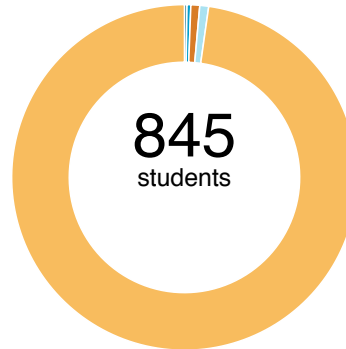
School Profile 2018

Letter Grade: **2018 A** | 2016 B

County ranking: **22 out of 127**

Gold Ribbon?¹ No | PEG?² Yes

Student-teacher ratio (avg.): 22:1
 First-year teachers: 23%
 Economically disadvantaged: 91%
 Special education: 2%
 English Language Learners: 36%
 Student mobility³: 8%



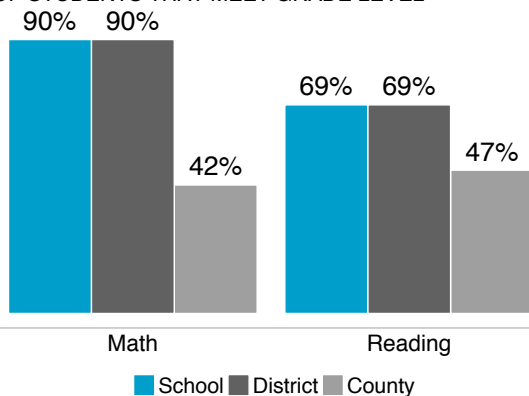
Race-ethnicity

Asian: 0%
 Black: 1%
 Hispanic: 98%
 Other: 0%
 White: 1%

How does achievement at this school compare with the district and county?

than the District than the County
 Math scores are..... (SAME) HIGHER
 Reading scores are... (SAME) HIGHER

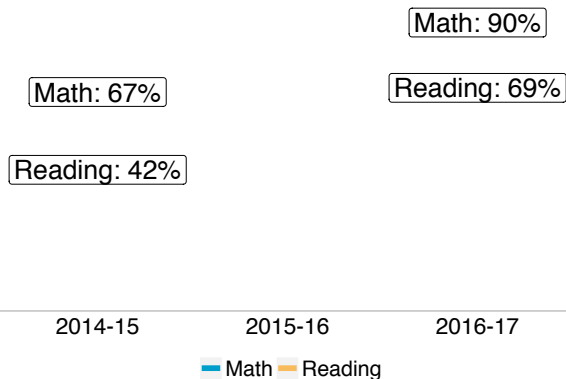
% OF STUDENTS THAT MEET GRADE LEVEL



How has achievement at this school changed in recent years?

In recent years...
 Math scores have.....INCREASED
 Reading scores have...INCREASED

% OF STUDENTS THAT MEET GRADE LEVEL



How does year-to-year student growth compare with other schools in the county?

Math (Low / Medium / High): **HIGH**
 Reading (Low / Medium / High): **MEDIUM**

School Programs: Parent Organization, Full Day Pre-K (age 4), Career and Technical Education Programs, Art Classes, Music Classes, Dual Language Program, AP, IB, Dual Credit, College Counseling, Athletics, After School Program

District & Community Resources: (Unavailable: Contact school for more information)

¹ Gold Ribbon schools are high-performing despite high levels of poverty
² PEG schools are identified by the state as in need of improvement
³ Student mobility: % of students transferring in and out during the school year
 For more info about schools in your area, please visit www.texaschoolguide.org

HOUSTON GATEWAY ACADEMY ELITE COLLEGE PREP (ELEMENTARY)

7310 BOWIE, HOUSTON, TX 77012

HOUSTON GATEWAY ACADEMY INC | Charter | Grade levels on campus: PK-12

School Profile 2018

Letter Grade: **2018 A+** | 2016 A

County ranking: **9 out of 625**

Gold Ribbon?¹ No | PEG?² Yes

Student-teacher ratio (avg.): 18:1

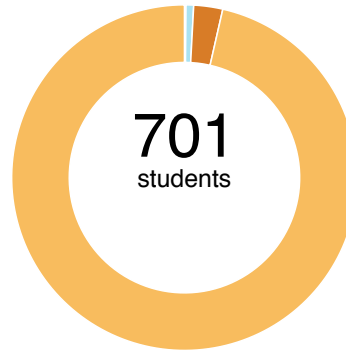
First-year teachers: 26%

Economically disadvantaged: 90%

Special education: 3%

English Language Learners: 43%

Student mobility³: 9%



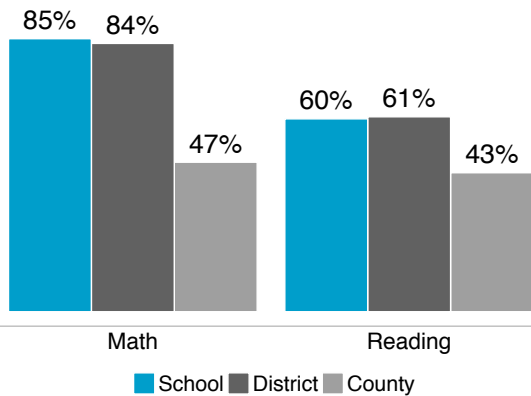
Race-ethnicity

- Asian: 0%
- Black: 3%
- Hispanic: 96%
- Other: 0%
- White: 1%

How does achievement at this school compare with the district and county?

Math scores are..... **HIGHER** than the District **HIGHER** than the County
 Reading scores are... **LOWER** **HIGHER**

% OF STUDENTS THAT MEET GRADE LEVEL

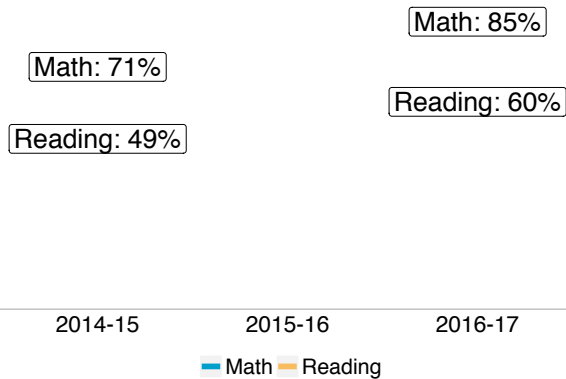


How has achievement at this school changed in recent years?

In recent years...

Math scores have.....**INCREASED**
 Reading scores have...**INCREASED**

% OF STUDENTS THAT MEET GRADE LEVEL



How does year-to-year student growth compare with other schools in the county?

Math (Low / Medium / High): **HIGH**

Reading (Low / Medium / High): **HIGH**

School Programs: Parent Organization, Full Day Pre-K (age 4), Art Classes, Dual Language Program, Athletics, After School Program (PK-05)

District & Community Resources: (Unavailable: Contact school for more information)

¹ Gold Ribbon schools are high-performing despite high levels of poverty

² PEG schools are identified by the state as in need of improvement

³ Student mobility: % of students transferring in and out during the school year

For more info about schools in your area, please visit www.texaschoolguide.org

HOUSTON GATEWAY ACADEMY INC ELITE COLLEGE PREP (MIDDLE)

7310 BOWIE, HOUSTON, TX 77012

HOUSTON GATEWAY ACADEMY INC | Charter | Grade levels on campus: PK-12

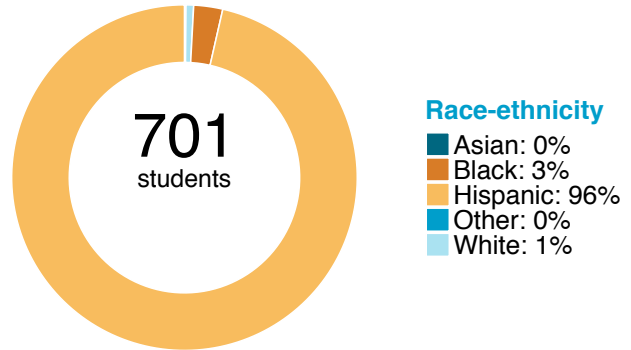
School Profile 2018

Letter Grade: **2018 A+** | 2016 A

County ranking: **5 out of 228**

Gold Ribbon?¹ No | PEG?² Yes

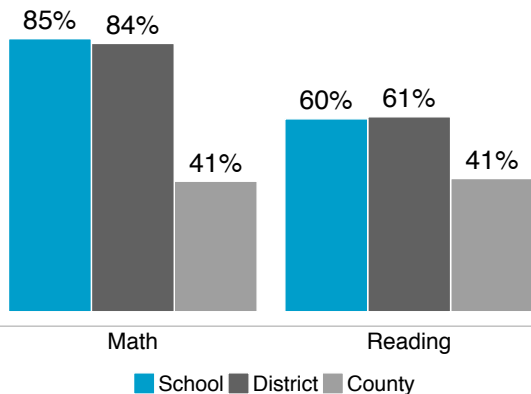
Student-teacher ratio (avg.): 18:1
 First-year teachers: 26%
 Economically disadvantaged: 90%
 Special education: 3%
 English Language Learners: 43%
 Student mobility³: 9%



How does achievement at this school compare with the district and county?

Math scores are..... **HIGHER** than the District **HIGHER** than the County
 Reading scores are... **LOWER** **HIGHER**

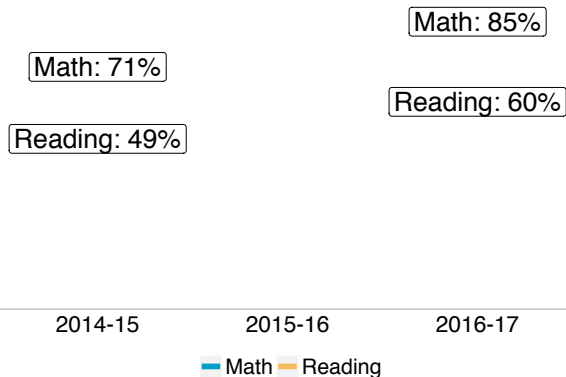
% OF STUDENTS THAT MEET GRADE LEVEL



How has achievement at this school changed in recent years?

In recent years...
 Math scores have.....**INCREASED**
 Reading scores have...**INCREASED**

% OF STUDENTS THAT MEET GRADE LEVEL



How does year-to-year student growth compare with other schools in the county?

Math (Low / Medium / High): **HIGH**
 Reading (Low / Medium / High): **HIGH**

School Programs: Parent Organization, Art Classes, Music Classes, Athletics, After School Program
District & Community Resources: (Unavailable: Contact school for more information)

¹ Gold Ribbon schools are high-performing despite high levels of poverty
² PEG schools are identified by the state as in need of improvement
³ Student mobility: % of students transferring in and out during the school year
 For more info about schools in your area, please visit www.texaschoolguide.org

HOUSTON GATEWAY ACADEMY EVERGREEN CAMPUS(ELEMENTARY)

3400 EVERGREEN DR, HOUSTON, TX 77087

HOUSTON GATEWAY ACADEMY INC | Charter | Grade levels on campus: PK-12

School Profile 2018

Letter Grade: **2018 A+ | 2016 B+**

County ranking: **26 out of 625**

Gold Ribbon?¹ No | PEG?² Yes

Student-teacher ratio (avg.): 17:1

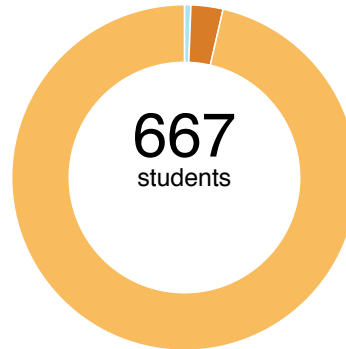
First-year teachers: 20%

Economically disadvantaged: 96%

Special education: 3%

English Language Learners: 58%

Student mobility³: 12%



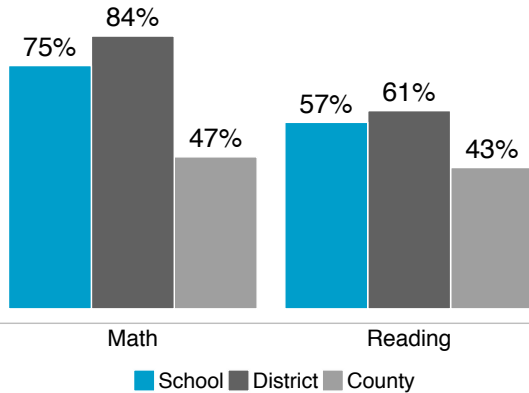
Race-ethnicity

- Asian: 0%
- Black: 3%
- Hispanic: 96%
- Other: 0%
- White: 1%

How does achievement at this school compare with the district and county?

than the District than the County
 Math scores are..... **LOWER** **HIGHER**
 Reading scores are... **LOWER** **HIGHER**

% OF STUDENTS THAT MEET GRADE LEVEL

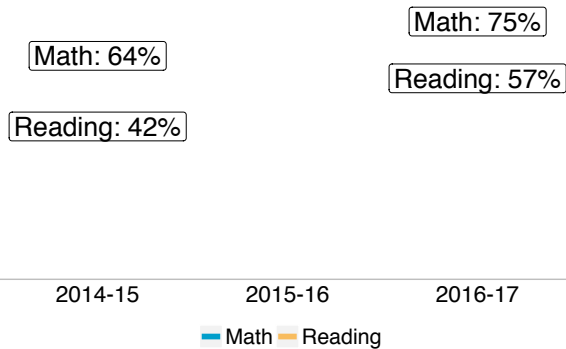


How has achievement at this school changed in recent years?

In recent years...

Math scores have.....**INCREASED**
 Reading scores have...**INCREASED**

% OF STUDENTS THAT MEET GRADE LEVEL



How does year-to-year student growth compare with other schools in the county?

Math (Low / Medium / High): **HIGH**
 Reading (Low / Medium / High): **HIGH**

School Programs: Parent Organization, Full Day Pre-K (age 4), Art Classes, Dual Language Program, Athletics, After School Program (PK-05)

District & Community Resources: (Unavailable: Contact school for more information)

¹ Gold Ribbon schools are high-performing despite high levels of poverty

² PEG schools are identified by the state as in need of improvement

³ Student mobility: % of students transferring in and out during the school year

For more info about schools in your area, please visit www.texaschoolguide.org

HOUSTON GATEWAY ACADEMY EVERGREEN CAMPUS (MIDDLE)

3400 EVERGREEN DR, HOUSTON, TX 77087

HOUSTON GATEWAY ACADEMY INC | Charter | Grade levels on campus: PK-12

School Profile 2018

Letter Grade: **2018 A+ | 2016 A**

County ranking: 9 out of 228

Gold Ribbon?¹ No | PEG?² Yes

Student-teacher ratio (avg.): 17:1

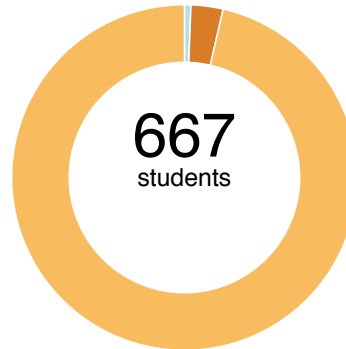
First-year teachers: 20%

Economically disadvantaged: 96%

Special education: 3%

English Language Learners: 58%

Student mobility³: 12%



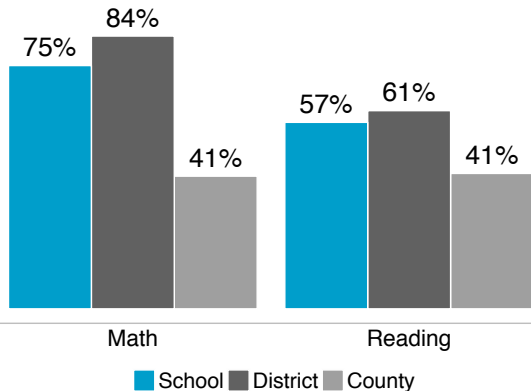
Race-ethnicity

- Asian: 0%
- Black: 3%
- Hispanic: 96%
- Other: 0%
- White: 1%

How does achievement at this school compare with the district and county?

than the District than the County
 Math scores are..... **LOWER** **HIGHER**
 Reading scores are... **LOWER** **HIGHER**

% OF STUDENTS THAT MEET GRADE LEVEL

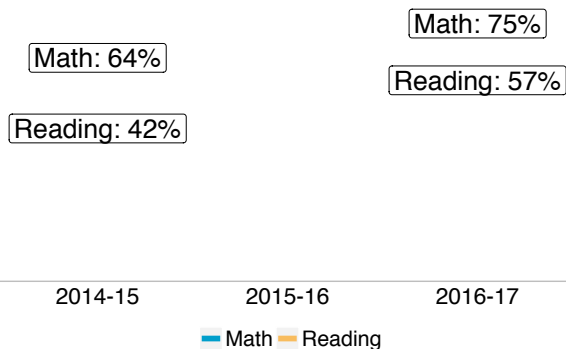


How has achievement at this school changed in recent years?

In recent years...

Math scores have.....**INCREASED**
 Reading scores have...**INCREASED**

% OF STUDENTS THAT MEET GRADE LEVEL



How does year-to-year student growth compare with other schools in the county?

Math (Low / Medium / High): **HIGH**
 Reading (Low / Medium / High): **HIGH**

School Programs: Parent Organization, Art Classes, Music Classes, Athletics, After School Program

District & Community Resources: (Unavailable: Contact school for more information)

¹ Gold Ribbon schools are high-performing despite high levels of poverty
² PEG schools are identified by the state as in need of improvement
³ Student mobility: % of students transferring in and out during the school year
 For more info about schools in your area, please visit www.texaschoolguide.org