



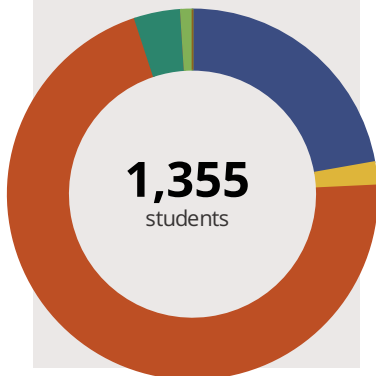
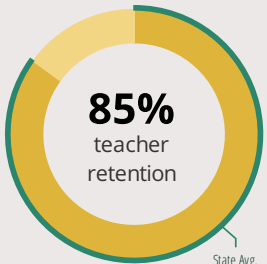
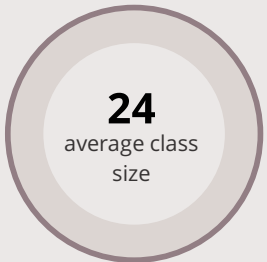
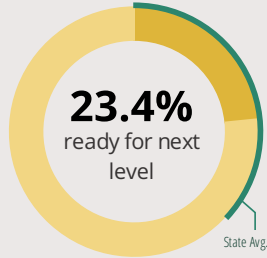
# Indian Trail Jr High School

222 N Jf Kennedy Dr Addison, IL 60101 (630) 458-2600

Grades: 6 - 8  
District: Addison SD 4

Principal: Mr. Craig Bennett  
Superintendent: John Langton

## FAST FACTS



## Academic Success

Middle All Illinois students in grades 3-8 take the PARCC assessment each year. High school students take the SAT in Math and English Language Arts.

<b>School</b>	Fewer than 10 students
<b>District</b>	Fewer than 10 students
<b>State</b>	Fewer than 10 students

■ Did Not Meet 
 ■ Partially Met 
 ■ Approached 
 ■ Met 
 ■ Exceeded

## Success by Student Group

This display shows PARCC performance levels for each student group. No data is shown for groups with fewer than 10 students.

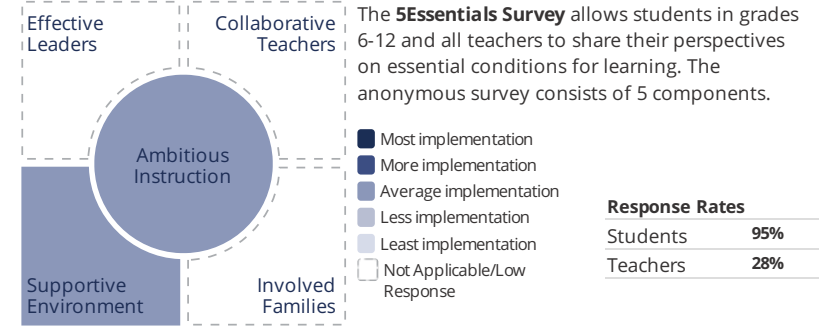
<b>White</b>	Fewer than 10 students
<b>Black</b>	Fewer than 10 students
<b>Hispanic</b>	Fewer than 10 students
<b>Low Income</b>	Fewer than 10 students
<b>English Learners</b>	Fewer than 10 students
<b>With Disabilities</b>	Fewer than 10 students

■ Did Not Meet 
 ■ Partially Met 
 ■ Approached 
 ■ Met 
 ■ Exceeded

## Student Characteristics

<span style="color: blue;">■</span> White	22%	<span style="color: lightgrey;">■</span> Low Income	63%
<span style="color: yellow;">■</span> Black	2%	<span style="color: lightgrey;">■</span> English Learners	15%
<span style="color: red;">■</span> Hispanic	70%	<span style="color: lightgrey;">■</span> With Disabilities	14%
<span style="color: teal;">■</span> Asian	4%	<span style="color: lightgrey;">■</span> Homeless	0%
<span style="color: purple;">■</span> American Indian	0%		
<span style="color: lightgreen;">■</span> Two or More Races	1%		
<span style="color: brown;">■</span> Pacific Islander	0%		

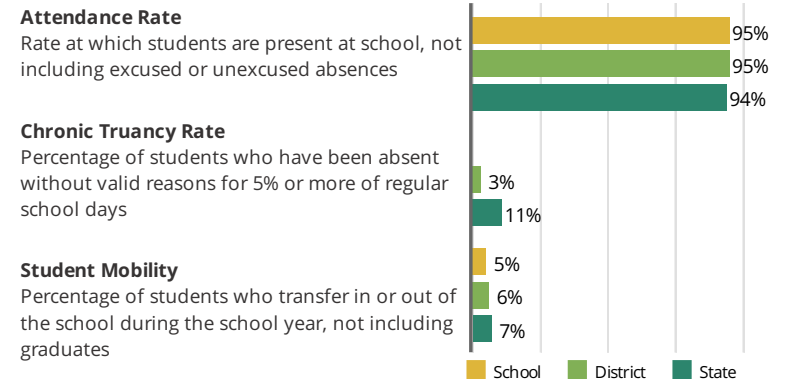
## School Environment



<b>Response Rates</b>	
Students	95%
Teachers	28%

- Effective Leaders**  
Do principals and teachers implement a shared vision for success?
- Collaborative Teachers**  
Do teachers collaborate to promote professional growth?
- Average Ambitious Instruction**  
Are the classes challenging and engaging?
- Average Supportive Environment**  
Is the school safe, demanding, and supportive?
- Involved Families**  
Does the entire staff build strong external relationships?

## Student Attendance and Mobility





# Indian Trail Jr High School

## School Highlights

### Academic Courses

District 4 curriculum includes Language Arts, Mathematics, Social Science, Science, Fine Arts, Physical Education, Technology, and Health. Intervention, ESL, Exploratory and Foreign Language classes are also offered.

### Physical Education, Health and Wellness

Physical Education is offered daily to all students. Health education is incorporated into the sixth grade curriculum.

### Other Programs and Activities

District 4 offers a variety of programs and activities to our students and families. These programs and activities provide students an opportunity to learn outside of the academic venue. In addition, it is our goal to partner with families and provide support and educational opportunities as well as encouraging them to be a part of their child's

### School Awards

Academic Excellence, Excellence in Expectations

## Career Development Courses and Programs

### Athletics

In order to reinforce our primary mission of teaching and learning, students must maintain academic engagement and positive behavior in order to be eligible for participation in athletic activities. The following athletic activities are offered to the students of Indian Trail: Girls: Cross Country, Spirit Squad, Basketball, Wrestling, and Volley

### School Personnel Resources

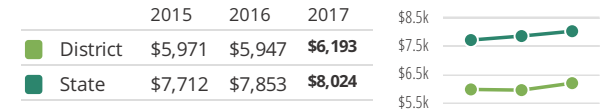
District 4 hires highly qualified staff to meet the academic, social, and emotional needs of our students.

### Facilities

5 Computer Labs, Commons, Fitness Center, Gym 1, Gym 2, Spin Room

## District Finance

**Instructional Spending per Pupil** includes only the activities directly dealing with the teaching of students or the interaction between teachers and students.



**Operational Spending per Pupil** includes all costs for overall operations in this school's district, including Instructional Spending, but excluding summer school, adult education, capital expenditures, and long-term debt payments.



## Educator Measures

This school has had **2 principal(s)** over the past 6 years. In the last three years, an average of **85% of teachers** return to this school each year.

## FOR MORE INFORMATION

Visit [IllinoisReportCard.com](http://IllinoisReportCard.com) to see additional details about each item of information for this school. There you will find charts spanning multiple years, detailed explanations, resources, more of the school's programs and activities, and powerful tools that let you dig deeper into data.

Most of this data has been collected by ISBE from school districts through data systems. Some information, such as the School Highlights, is entered directly by principals and can be updated throughout the year.