

# OLC Summer Enrichment Third Grade



Dear Third Grade Parents,


Welcome to Third Grade! Second grade was a busy year for your child. Each student has grown and learned so much this past school year. We want that learning to continue over the summer to help prepare your child for a fun-filled, academic rich, third grade experience. Please visit the OLC website and click on the Summer Enrichment link to access the packet. The packet includes: math enrichment to increase arithmetic fluency, literacy activities, and books to build reading comprehension skills. The work is due the first week of school and will be reviewed by the classroom teacher. These activities are a great starting point for jump starting the academic year.

During the summer months, it is critical that children continue to apply fundamental literacy and math skills to minimize the summer “slide” or loss of skills. If your child uses the resources assigned in the enrichment packet, he/she will be better prepared for the challenges of third grade and will begin the year on a path to success. Remember, it is important to practice regularly in order to demonstrate proficiency.

The attached pages outline the summer enrichment activities planned for incoming third graders. We ask that you only focus on this packet to maximize skill development and quality of work product.

Sincerely,

*Mrs. Kaye, Ms. Manning, and Miss Mena*



### Summer Bridge Activities (Bridging Grades 2-3) (Daily)

[www.summerbridgeactivities.org](http://www.summerbridgeactivities.org)

[www.amazon.com](http://www.amazon.com)

Item #: CD-704698, Retail: \$14.99

Please purchase this skill practice workbook for daily guided practice in literacy and math skills. The skills highlighted in this resource will provide a foundation for academic development for the incoming grade.



[www.iXL.com](http://www.iXL.com)


### Additional Math Resource (Weekly)

In addition to the skills reviewed in the Summer Bridge Activities, we are asking students to practice/use the following resource to enrich math fact fluency and other core skills.

- 10-15 minutes, 2 times per week

★ *New Families to OLC will receive this log in when the school year begins and are not expected to complete this component of the enrichment packet. However, we do ask that math fact fluency be practiced (with sums up to 20) using other resources like flashcards, apps, etc.)*

### Literacy Activity #1




*All students will read this book.*

### Literacy Activities – Please read the directions!


Students will be asked to read 2 books this summer. The first book is Horrible Harry Moves Up to Third Grade by Suzy Kline. This text will be read by all third graders and a project menu will be listed below for students to choose an activity for completion.

The second book option should be selected from the choices below based on your child's independent reading level and interests. Students will be asked to complete a Story Elements Graphic Organizer (attached) for this text. This should not be confused with the project menu for Horrible Harry.

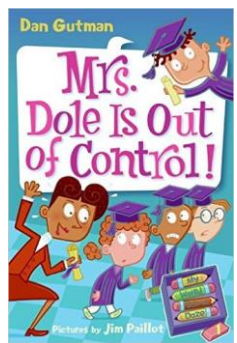
Books Choices for  
Literacy Activity #2




Level: K/L



Level: L/M



Level: N/O



Level: O/P

Literacy Activities Continued

**Horrible Harry Project Menu**

Please select **one** of the following items:

**Write a character diary:** Write at least five journal entries as if you were the main characters in the story. Remember to list events that happened during the story and reflect on how those events affected the character and why.

**Design a poster to advertise your book:** Be creative with details, illustrations, color, and even quotes. Try to make it 3D.

**Make a shadow box or diorama:** Create your favorite scene from the book. Write a brief summary explaining what happened in the scene you created.

**Example:**



**Write a new ending for the book:** This should be at least 1 page long (handwritten on wide rule notebook paper).

**Create a portrait of the main character:** Write about the main character, what they like, and some of the major events that happened to them.

**Example:**



Name: \_\_\_\_\_ Date: \_\_\_\_\_

**Reading Project Rubric for**  
**Horrible Happy Moves Up to Third Grade**

Category	4 points	3 points	2 points	1 point
<b>Creativity</b>	Project displayed work that was exceptionally creative and original.	Project displayed original and creative work by the student.	Project displayed some creative and original thoughts/work by the student.	Project displayed little to no creativity or original work.
<b>Neatness</b>	Project was completed with neat work and handwriting.	Project was completed with mostly neat work and handwriting.	Project was completed with limited attention to quality of work and handwriting.	Project was incomplete and/or messy.
<b>Accuracy</b>	All information is accurate in the student's project (story elements: character, setting, problem, solution, resolution).	Most information is accurate in the student's project (story elements: character, setting, problem, solution, resolution).	Some information is accurate in the student's project (story elements: character, setting, problem, solution, resolution).	Little to no information is accurate in the student's project (story elements: character, setting, problem, solution, resolution).
<b>Required Elements</b>	This project contains all of the required elements.	This project contains most of the required elements.	This project contains some of the required elements.	This project contains none of the required elements.

**Project Total:    /16**

Name: \_\_\_\_\_

Date: \_\_\_\_\_

## Story Elements Graphic Organizer

### Characters

Main Character:

---

---

Supporting Characters:

---

---

### Setting

Time:

---

---

Place:

---

---

### Plot

Beginning:

---

---

---

Middle:

---

---

---

End:

---

---

---

### Theme or Lesson Learned

---

---