



Schoology: Logging into the Schoology App from a Mobile Device (Students and Employees)

PURPOSE

WHY MUST I DO THIS?

The Schoology mobile app has been updated to include a new pathway for L.A. Unified parents, students, and employees to log into the learning management system (LMS).

REMINDERS

- The mobile app will retain your launch page selection and login until you select "Logout" from the app.
- Assistance using L.A. Unified accounts can be found at: <https://mylogin.lausd.net>
- More information about using the Schoology mobile app is available at: <https://support.schoology.com/hc/en-us/sections/204340588-Schoology-iOS-App>

PROCEDURE

To access the LMS on your iOS or Android mobile device, please follow the following steps:

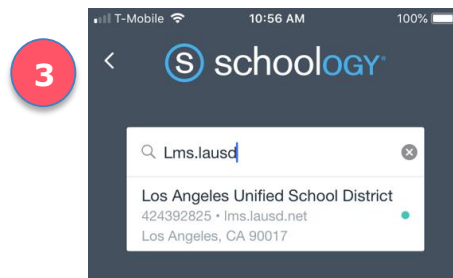
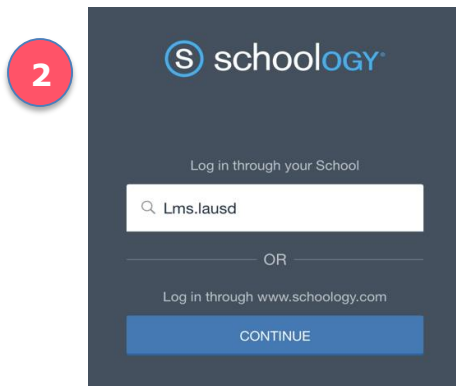
Step 1 Download and launch the free Schoology app on your mobile device.



Step 2 Type "lms.lausd" in the school search box.

Step 3 Select "Los Angeles Unified School District."

Note: L.A. Unified users will no longer be able to log in by selecting a specific school name or by selecting the "Log in through www.schoology.com" option.






Schoology: Logging into the Schoology App from a Mobile Device (Students and Employees)

Step 4 Select your role [Student or Employee] from the new L.A. Unified launch page.

4



Step 5 Log in with your L.A. Unified Single Sign-On or student MyMail account user name and password.

5

