



CRISP COUNTY BOARD OF EDUCATION CORDELE, GEORGIA

**ANNUAL FINANCIAL REPORT
FOR THE FISCAL YEAR ENDED
JUNE 30, 2011**

(Including Independent Auditor's Reports)



CRISP COUNTY BOARD OF EDUCATION

- TABLE OF CONTENTS -

Page

SECTION I

FINANCIAL

INDEPENDENT AUDITOR'S COMBINED REPORT ON BASIC FINANCIAL
STATEMENTS AND SUPPLEMENTARY INFORMATION - SCHEDULE OF
EXPENDITURES OF FEDERAL AWARDS

EXHIBITS

BASIC FINANCIAL STATEMENTS

	DISTRICT-WIDE FINANCIAL STATEMENTS	
A	STATEMENT OF NET ASSETS	1
B	STATEMENT OF ACTIVITIES	2
	FUND FINANCIAL STATEMENTS	
C	BALANCE SHEET	
	GOVERNMENTAL FUNDS	4
D	RECONCILIATION OF THE GOVERNMENTAL FUNDS BALANCE SHEET TO THE STATEMENT OF NET ASSETS	5
E	STATEMENT OF REVENUES, EXPENDITURES AND CHANGES IN FUND BALANCES	
	GOVERNMENTAL FUNDS	6
F	RECONCILIATION OF THE GOVERNMENTAL FUNDS STATEMENT OF REVENUES, EXPENDITURES AND CHANGES IN FUND BALANCES TO THE STATEMENT OF ACTIVITIES	7
G	STATEMENT OF FIDUCIARY NET ASSETS	
	FIDUCIARY FUNDS	8
H	STATEMENT OF CHANGES IN FIDUCIARY NET ASSETS	
	FIDUCIARY FUNDS	9
I	NOTES TO THE BASIC FINANCIAL STATEMENTS	10

SCHEDULES

REQUIRED SUPPLEMENTARY INFORMATION

1	SCHEDULE OF REVENUES, EXPENDITURES AND CHANGES IN FUND BALANCES - BUDGET AND ACTUAL GENERAL FUND	25
---	--	----

SUPPLEMENTARY INFORMATION

2	SCHEDULE OF EXPENDITURES OF FEDERAL AWARDS	26
3	SCHEDULE OF STATE REVENUE	28

CRISP COUNTY BOARD OF EDUCATION

- TABLE OF CONTENTS -

	<u>Page</u>
SECTION I	
FINANCIAL	
SCHEDULES	
SUPPLEMENTARY INFORMATION	
4 SCHEDULE OF APPROVED LOCAL OPTION SALES TAX PROJECTS	29
5 ALLOTMENTS AND EXPENDITURES	
GENERAL FUND - QUALITY BASIC EDUCATION PROGRAMS (QBE)	
BY PROGRAM	31
SECTION II	
COMPLIANCE AND INTERNAL CONTROL REPORTS	
INDEPENDENT AUDITOR'S REPORT ON INTERNAL CONTROL OVER FINANCIAL REPORTING AND ON COMPLIANCE AND OTHER MATTERS BASED ON AN AUDIT OF FINANCIAL STATEMENTS PERFORMED IN ACCORDANCE WITH <i>GOVERNMENT AUDITING STANDARDS</i>	
INDEPENDENT AUDITOR'S REPORT ON COMPLIANCE WITH REQUIREMENTS THAT COULD HAVE A DIRECT AND MATERIAL EFFECT ON EACH MAJOR PROGRAM AND ON INTERNAL CONTROL OVER COMPLIANCE IN ACCORDANCE WITH OMB CIRCULAR A-133	
SECTION III	
AUDITEE'S RESPONSE TO PRIOR YEAR FINDINGS AND QUESTIONED COSTS	
SUMMARY SCHEDULE OF PRIOR YEAR FINDINGS AND QUESTIONED COSTS	
SECTION IV	
FINDINGS AND QUESTIONED COSTS	
SCHEDULE OF FINDINGS AND QUESTIONED COSTS	

SECTION I
FINANCIAL



DEPARTMENT OF AUDITS AND ACCOUNTS

270 Washington Street, S.W., Suite 1-156
Atlanta, Georgia 30334-8400

Russell W. Hinton
STATE AUDITOR
(404) 656-2174

February 2, 2012

Honorable Nathan Deal, Governor
Members of the General Assembly
Members of the State Board of Education
and
Superintendent and Members of the
Crisp County Board of Education

INDEPENDENT AUDITOR'S COMBINED REPORT ON BASIC FINANCIAL
STATEMENTS AND SUPPLEMENTARY INFORMATION - SCHEDULE OF
EXPENDITURES OF FEDERAL AWARDS

Ladies and Gentlemen:

We have audited the accompanying financial statements of the governmental activities, each major fund, and the aggregate remaining fund information (Exhibits A through I) of the Crisp County Board of Education, as of and for the year ended June 30, 2011, which collectively comprise the Board's basic financial statements as listed in the table of contents. These financial statements are the responsibility of the Crisp County Board of Education's management. Our responsibility is to express opinions on these financial statements based on our audit.

We conducted our audit in accordance with auditing standards generally accepted in the United States of America and the standards applicable to financial audits contained in *Government Auditing Standards*, issued by the Comptroller General of the United States. Those standards require that we plan and perform the audit to obtain reasonable assurance about whether the financial statements are free of material misstatement. An audit includes consideration of internal control over financial reporting as a basis for designing audit procedures that are appropriate in the circumstances, but not for the purpose of expressing an opinion on the effectiveness of the Board's internal control over financial reporting. Accordingly, we express no such opinion. An audit also includes examining, on a test basis, evidence supporting the amounts and disclosures in the financial statements, assessing the accounting principles used and significant estimates made by management, as well as evaluating the overall financial statement presentation. We believe that our audit provides a reasonable basis for our opinions.

In our opinion, the financial statements referred to previously present fairly, in all material respects, the respective financial position of the governmental activities, each major fund, and the aggregate remaining fund information of the Crisp County Board of Education, as of June 30, 2011, and the respective changes in financial position thereof for the year then ended in conformity with accounting principles generally accepted in the United States of America.

The Crisp County Board of Education has not presented Management's Discussion and Analysis that accounting principles generally accepted in the United States of America has determined is necessary to supplement, although not to be part of, the basic financial statements.

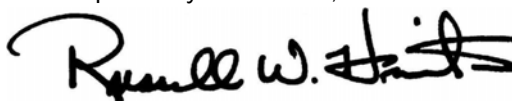
In accordance with *Government Auditing Standards*, we have also issued our report dated February 2, 2012, on our consideration of the Crisp County Board of Education's internal control over financial reporting and on our tests of its compliance with certain provisions of laws, regulations, contracts, and grant agreements and other matters. The purpose of that report is to describe the scope of our testing of internal control over financial reporting and compliance and the results of that testing, and not to provide an opinion on the internal control over financial reporting or on compliance. That report is an integral part of an audit performed in accordance with *Government Auditing Standards* and should be considered in assessing the results of our audit.

The Schedule of Revenues, Expenditures and Changes in Fund Balances - Budget and Actual, as presented on page 25, are not a required part of the basic financial statements but are supplementary information required by accounting principles generally accepted in the United States of America. Such information, although not a part of the basic financial statements, is required by the Governmental Accounting Standards Board, who considers it to be an essential part of financial reporting for placing the basic financial statements in an appropriate operational, economic, or historical context. We have applied certain limited procedures, which consisted principally of inquiries of management regarding the methods of measurement and presentation of the required supplementary information. However, we did not audit the information and express no opinion on it.

Our audit was conducted for the purpose of forming opinions on the financial statements that collectively comprise the Crisp County Board of Education's financial statements as a whole. The accompanying supplementary information consists of Schedules 2 through 5, which includes the Schedule of Expenditures of Federal Awards as required by U. S. Office of Management and Budget Circular A-133, *Audits of States, Local Governments, and Non-Profit Organizations*, are presented for purposes of additional analysis and are not a required part of the financial statements. The information has been subjected to the auditing procedures applied in the audit of the basic financial statements and, in our opinion, the information is fairly stated, in all material respects, in relation to the financial statements as a whole.

A copy of this report has been filed as a permanent record in the office of the State Auditor and made available to the press of the State, as provided for by Official Code of Georgia Annotated section 50-6-24.

Respectfully submitted,



Russell W. Hinton, CPA, CGFM
State Auditor

RWH:as
2011ARL-11

CRISP COUNTY BOARD OF EDUCATION

CRISP COUNTY BOARD OF EDUCATION
STATEMENT OF NET ASSETS
JUNE 30, 2011

EXHIBIT "A"

	<u>GOVERNMENTAL ACTIVITIES</u>
 <u>ASSETS</u>	
Investments	\$ 21,306,388.46
Accounts Receivable, Net	
Interest	101.49
Taxes	1,219,339.06
State Government	3,087,091.51
Federal Government	1,738,452.56
Local	29,753.19
Other	28,579.70
Inventories	31,237.14
Capital Assets, Non-Depreciable	2,869,557.81
Capital Assets, Depreciable (Net of Accumulated Depreciation)	<u>28,045,561.63</u>
 Total Assets	 \$ <u><u>58,356,062.55</u></u>
 <u>LIABILITIES</u>	
Cash Overdraft	\$ 431,068.02
Accounts Payable	356,980.79
Salaries and Benefits Payable	4,147,184.80
Payroll Withholdings Payable	124.78
Contracts Payable	68,625.00
Retainages Payable	7,625.00
Deposits and Deferred Revenues	52,399.29
Long-Term Liabilities	
Due in More Than One Year	<u>151,654.46</u>
 Total Liabilities	 \$ <u><u>5,215,662.14</u></u>
 <u>NET ASSETS</u>	
Invested in Capital Assets, Net of Related Debt	\$ 30,915,119.44
Restricted for	
Continuation of Federal Programs	316,789.31
Capital Projects	15,264,063.72
Bus Replacement	87,475.87
Unrestricted	<u>6,556,952.07</u>
 Total Net Assets	 \$ <u><u>53,140,400.41</u></u>
 Total Liabilities and Net Assets	 \$ <u><u>58,356,062.55</u></u>

The notes to the basic financial statements are an integral part of this statement.

CRISP COUNTY BOARD OF EDUCATION
STATEMENT OF ACTIVITIES
FOR THE YEAR ENDED JUNE 30, 2011

	EXPENSES	CHARGES FOR SERVICES
<u>GOVERNMENTAL ACTIVITIES</u>		
Instruction	\$ 27,299,894.98	\$ 200,883.04
Support Services		
Pupil Services	1,422,744.31	
Improvement of Instructional Services	1,531,242.66	
Educational Media Services	686,798.73	
General Administration	583,012.56	
School Administration	2,398,196.89	
Business Administration	293,151.46	
Maintenance and Operation of Plant	2,998,576.92	5,895.00
Student Transportation Services	1,614,317.23	
Central Support Services	22,462.00	
Other Support Services	656,607.00	
Operations of Non-Instructional Services		
Food Services	2,552,834.30	330,277.57
 Total Governmental Activities	\$ 42,059,839.04	\$ 537,055.61
 General Revenues		
Taxes		
Property Taxes		
For Maintenance and Operations		
Railroad Cars		
Sales Taxes		
Special Purpose Local Option Sales Tax		
For Capital Projects		
Other Sales Tax		
Grants and Contributions not Restricted to Specific Programs		
Investment Earnings		
Miscellaneous		
 Total General Revenues		
 Change in Net Assets		
 Net Assets - Beginning of Year		
 Net Assets - End of Year		

The notes to the basic financial statements are an integral part of this statement.

EXHIBIT "B"

PROGRAM REVENUES		NET (EXPENSES)
OPERATING	CAPITAL	REVENUES
GRANTS AND	GRANTS AND	AND CHANGES IN
CONTRIBUTIONS	CONTRIBUTIONS	NET ASSETS
\$ 21,730,686.79		\$ -5,368,325.15
457,158.33		-965,585.98
986,297.91		-544,944.75
526,702.29		-160,096.44
826,913.50		243,900.94
1,143,376.29		-1,254,820.60
2,427.76		-290,723.70
1,296,594.14	\$ 42,000.00	-1,654,087.78
611,472.19	228,876.00	-773,969.04
109.59		-22,352.41
166,760.89		-489,846.11
<u>2,125,627.93</u>		<u>-96,928.80</u>
\$ <u>29,874,127.61</u>	\$ <u>270,876.00</u>	\$ <u>-11,377,779.82</u>
		\$ 7,423,540.46
		41,362.92
		3,754,261.30
		86,798.51
		1,922,707.00
		37,092.58
		<u>371,853.24</u>
		\$ <u>13,637,616.01</u>
		\$ 2,259,836.19
		<u>50,880,564.22</u>
		\$ <u>53,140,400.41</u>

CRISP COUNTY BOARD OF EDUCATION
BALANCE SHEET
GOVERNMENTAL FUNDS
JUNE 30, 2011

EXHIBIT "C"

	<u>GENERAL FUND</u>	<u>DISTRICT- WIDE CAPITAL PROJECTS FUND</u>	<u>TOTAL</u>
<u>ASSETS</u>			
Investments	\$ 5,892,579.38	\$ 15,413,809.08	\$ 21,306,388.46
Accounts Receivable, Net			
Interest	101.49		101.49
Taxes	862,523.92	356,815.14	1,219,339.06
State Government	3,087,091.51		3,087,091.51
Federal Government	1,738,452.56		1,738,452.56
Local	29,753.19		29,753.19
Other	28,579.70		28,579.70
Inventories	<u>31,237.14</u>		<u>31,237.14</u>
Total Assets	<u>\$ 11,670,318.89</u>	<u>\$ 15,770,624.22</u>	<u>\$ 27,440,943.11</u>
 <u>LIABILITIES AND FUND BALANCES</u>			
<u>LIABILITIES</u>			
Cash Overdraft	\$ 757.52	\$ 430,310.50	\$ 431,068.02
Accounts Payable	356,980.79		356,980.79
Salaries and Benefits Payable	4,147,184.80		4,147,184.80
Payroll Withholdings Payable	124.78		124.78
Contracts Payable		68,625.00	68,625.00
Retainages Payable		7,625.00	7,625.00
Deposits and Deferred Revenue	<u>672,942.11</u>		<u>672,942.11</u>
Total Liabilities	<u>\$ 5,177,990.00</u>	<u>\$ 506,560.50</u>	<u>\$ 5,684,550.50</u>
 <u>FUND BALANCES</u>			
Nonspendable	\$ 31,237.14		\$ 31,237.14
Restricted	373,028.04	\$ 15,264,063.72	15,637,091.76
Assigned	2,069,981.83		2,069,981.83
Unassigned	<u>4,018,081.88</u>		<u>4,018,081.88</u>
Total Fund Balances	<u>\$ 6,492,328.89</u>	<u>\$ 15,264,063.72</u>	<u>\$ 21,756,392.61</u>
Total Liabilities and Fund Balances	<u>\$ 11,670,318.89</u>	<u>\$ 15,770,624.22</u>	<u>\$ 27,440,943.11</u>

The notes to the basic financial statements are an integral part of this statement.

CRISP COUNTY BOARD OF EDUCATION
 RECONCILIATION OF THE GOVERNMENTAL FUNDS BALANCE SHEET
 TO THE STATEMENT OF NET ASSETS
 JUNE 30, 2011

EXHIBIT "D"

Total Fund Balances - Governmental Funds (Exhibit "C") \$ 21,756,392.61

Amounts reported for Governmental Activities in the Statement of Net Assets are different because:

Capital Assets used in Governmental Activities are not financial resources and therefore are not reported in the funds. These assets consist of:

Land	\$	2,236,317.21	
Construction in Progress		633,240.60	
Land Improvements		6,231,319.09	
Buildings		33,562,569.34	
Equipment		6,938,761.33	
Accumulated Depreciation		<u>-18,687,088.13</u>	
Total Capital Assets			30,915,119.44

Taxes that are not available to pay for current period expenditures are deferred in the funds. 620,542.82

Long-Term Liabilities are not due and payable in the current period and therefore are not reported as liabilities in the funds.

Long-Term Liabilities at year-end consist of:

Compensated Absences Payable		<u>-151,654.46</u>	
------------------------------	--	--------------------	--

Net Assets of Governmental Activities (Exhibit "A") \$ 53,140,400.41

The notes to the basic financial statements are an integral part of this statement.

CRISP COUNTY BOARD OF EDUCATION
 STATEMENT OF REVENUES, EXPENDITURES AND CHANGES IN FUND BALANCES
 GOVERNMENTAL FUNDS
 YEAR ENDED JUNE 30, 2011

EXHIBIT "E"

	<u>GENERAL FUND</u>	<u>DISTRICT- WIDE CAPITAL PROJECTS FUND</u>	<u>TOTAL</u>
<u>REVENUES</u>			
Property Taxes	\$ 8,416,346.32		\$ 8,416,346.32
Sales Taxes	86,798.51	\$ 3,754,261.30	3,841,059.81
State Funds	23,212,634.85		23,212,634.85
Federal Funds	8,813,075.76		8,813,075.76
Charges for Services	537,055.61		537,055.61
Investment Earnings	13,534.16	23,558.42	37,092.58
Miscellaneous	371,853.24		371,853.24
	<u>41,451,298.45</u>	<u>3,777,819.72</u>	<u>45,229,118.17</u>
Total Revenues	\$ 41,451,298.45	\$ 3,777,819.72	\$ 45,229,118.17
<u>EXPENDITURES</u>			
Current			
Instruction	\$ 26,360,871.03	\$ 20,010.00	\$ 26,380,881.03
Support Services			
Pupil Services	1,338,573.45	47,247.00	1,385,820.45
Improvement of Instructional Services	1,529,122.56		1,529,122.56
Educational Media Services	686,798.73		686,798.73
General Administration	579,327.49		579,327.49
School Administration	2,378,374.18		2,378,374.18
Business Administration	249,730.31	3,575.00	253,305.31
Maintenance and Operation of Plant	2,922,474.32	54,846.50	2,977,320.82
Student Transportation Services	1,637,258.91		1,637,258.91
Central Support Services	22,462.00		22,462.00
Other Support Services	656,607.00		656,607.00
Food Services Operation	2,509,694.21		2,509,694.21
Capital Outlay		483,398.10	483,398.10
	<u>40,871,294.19</u>	<u>609,076.60</u>	<u>41,480,370.79</u>
Total Expenditures	\$ 40,871,294.19	\$ 609,076.60	\$ 41,480,370.79
Net Change in Fund Balances	\$ 580,004.26	\$ 3,168,743.12	\$ 3,748,747.38
Fund Balances - Beginning	5,915,063.96	12,095,320.60	18,010,384.56
Inventory - Net Change in Period	<u>-2,739.33</u>		<u>-2,739.33</u>
Fund Balances - Ending	<u>\$ 6,492,328.89</u>	<u>\$ 15,264,063.72</u>	<u>\$ 21,756,392.61</u>

The notes to the basic financial statements are an integral part of this statement.

CRISP COUNTY BOARD OF EDUCATION
 RECONCILIATION OF THE GOVERNMENTAL FUNDS STATEMENT OF
 REVENUES, EXPENDITURES AND CHANGES IN FUND BALANCES
 TO THE STATEMENT OF ACTIVITIES
 JUNE 30, 2011

EXHIBIT "F"

Total Net Change in Fund Balances - Governmental Funds (Exhibit "E") \$ 3,748,747.38

Amounts reported for Governmental Activities in the Statement of Activities are different because:

Capital Outlays are reported as expenditures in Governmental Funds. However, in the Statement of Activities, the cost of Capital Assets is allocated over their estimated useful lives as depreciation expense. In the current period, these amounts are:

Capital Outlay	\$	924,302.34	
Depreciation Expense		<u>-1,471,115.49</u>	
Excess of Capital Outlay over Depreciation Expense			-546,813.15

Capital Assets purchased with Universal Service Fund (e-rate) proceeds are not reported in Governmental Funds. However, in the Statement of Activities, the e-rate proceeds are shown as Capital Grants and Contributions 42,000.00

The net effect of various miscellaneous transactions involving capital assets (i.e., sales, trade-ins, donations, and disposals) is to increase/decrease net assets. -48,971.74

Taxes reported in the Statement of Activities that do not provide current financial resources are not reported as revenues in the funds. -951,442.94

Food Inventories are expensed on the District-Wide Statements using the consumption method while on the fund level Food Inventories are recorded as expenditures when purchased. In the current period this difference amounts to. -2,739.33

Some items reported in the Statement of Activities do not require the use of current financial resources and therefore are not reported as expenditures in Governmental Funds. These activities consist of:

Decrease in Compensated Absences			<u>19,055.97</u>
----------------------------------	--	--	------------------

Change in Net Assets of Governmental Activities (Exhibit "B") \$ 2,259,836.19

The notes to the basic financial statements are an integral part of this statement.

CRISP COUNTY BOARD OF EDUCATION
STATEMENT OF FIDUCIARY NET ASSETS
FIDUCIARY FUNDS
JUNE 30, 2011

EXHIBIT "G"

	PRIVATE PURPOSE TRUSTS	AGENCY FUNDS
<u>ASSETS</u>		
Cash and Cash Equivalents	\$ 76,676.54	\$ 46,535.14
Investments	116,386.88	
Accounts Receivable, Net		
Interest and Dividends	30.13	
Total Assets	\$ 193,093.55	\$ 46,535.14
<u>LIABILITIES</u>		
Funds Held for Others		\$ 46,535.14
<u>NET ASSETS</u>		
Held in Trust for Private Purposes	\$ 193,093.55	
Total Liabilities and Net Assets	\$ 193,093.55	\$ 46,535.14

The notes to the basic financial statements are an integral part of this statement.

CRISP COUNTY BOARD OF EDUCATION
STATEMENT OF CHANGES IN FIDUCIARY NET ASSETS
FIDUCIARY FUNDS
YEAR ENDED JUNE 30, 2011

EXHIBIT "H"

	<u>PRIVATE PURPOSE TRUSTS</u>
<u>ADDITIONS</u>	
Investment Earnings	
Interest	\$ <u>523.65</u>
<u>DEDUCTIONS</u>	
Scholarships	\$ <u>20,000.00</u>
Change in Net Assets	\$ -19,476.35
Net Assets - Beginning	<u>212,569.90</u>
Net Assets - Ending	<u>\$ 193,093.55</u>

The notes to the basic financial statements are an integral part of this statement.

NOTE 1: DESCRIPTION OF SCHOOL DISTRICT AND REPORTING ENTITY

REPORTING ENTITY

The Crisp County Board of Education (School District) was established under the laws of the State of Georgia and operates under the guidance of a school board elected by the voters and a Superintendent appointed by the Board. The Board is organized as a separate legal entity and has the power to levy taxes and issue bonds. Its budget is not subject to approval by any other entity. Accordingly, the School District is a primary government and consists of all the organizations that compose its legal entity.

NOTE 2: SUMMARY OF SIGNIFICANT ACCOUNTING POLICIES

BASIS OF PRESENTATION

The School District's basic financial statements are collectively comprised of the District-wide financial statements, fund financial statements and notes to the basic financial statements of the Crisp County Board of Education.

District-wide Statements:

The Statement of Net Assets and the Statement of Activities display information about the financial activities of the overall School District, except for fiduciary activities. Eliminations have been made to minimize the double counting of internal activities. Governmental activities generally are financed through taxes, intergovernmental revenues, and other nonexchange transactions.

The Statement of Activities presents a comparison between direct expenses and program revenues for each function of the School District's governmental activities.

- Direct expenses are those that are specifically associated with a program or function and, therefore, are clearly identifiable to a particular function. Indirect expenses (expenses of the School District related to the administration and support of the School District's programs, such as office and maintenance personnel and accounting) are not allocated to programs.
- Program revenues include (a) charges paid by the recipients of goods or services offered by the programs and (b) grants and contributions that are restricted to meeting the operational or capital requirements of a particular program. Revenues that are not classified as program revenues, including all taxes, are presented as general revenues.

Fund Financial Statements:

The fund financial statements provide information about the School District's funds. Eliminations have been made to minimize the double counting of internal activities. Separate statements for each category (governmental and fiduciary) are presented. The emphasis of fund financial statements is on major governmental funds.

The School District reports the following major governmental funds:

- General Fund is the School District's primary operating fund. It accounts for and reports all financial resources not accounted for and reported in another fund.
- District-wide Capital Projects Fund accounts for and reports financial resources including Special Purpose Local Option Sales Tax (SPLOST) that are restricted, committed or assigned to the expenditure for capital outlays, including the acquisition or construction of capital facilities and other capital assets.

The School District reports the following fiduciary fund types:

- Private Purpose Trust funds report trust arrangements under which principal and income benefit may be expended for the purpose of refreshments at the Superintendent's discretion, and to fund scholarships awarded to graduating seniors of Crisp County High School.
- Agency funds account for assets held by the School District as an agent for various funds, governments or individuals.

BASIS OF ACCOUNTING

The basis of accounting determines when transactions are reported on the financial statements. The District-wide governmental and fiduciary financial statements are reported using the economic resources measurement focus and the accrual basis of accounting. Revenues are recorded when earned and expenses are recorded at the time liabilities are incurred, regardless of when the related cash flows take place. Nonexchange transactions, in which the School District gives (or receives) value without directly receiving (or giving) equal value in exchange, include property taxes, sales taxes, grants and donations. On an accrual basis, revenue from property taxes is recognized in the fiscal year for which the taxes are levied. Revenue from sales taxes is recognized in the fiscal year in which the underlying transaction (sale) takes place. Revenue from grants is recognized in the fiscal year in which all eligibility requirements have been satisfied.

The School District uses funds to report on its financial position and the results of its operations. Fund accounting is designed to demonstrate legal compliance and to aid financial management by segregating transactions related to certain governmental functions or activities. A fund is a separate accounting entity with a self-balancing set of accounts.

Governmental funds are reported using the current financial resources measurement focus and the modified accrual basis of accounting. Under this method, revenues are recognized when measurable and available. The School District considers all revenues reported in the governmental funds to be available if they are collected within sixty days after year-end. Property taxes, sales taxes and interest are considered to be susceptible to accrual. Expenditures are recorded when the related fund liability is incurred, except for compensated absences, which are recognized as expenditures to the extent they have matured. Capital asset acquisitions are reported as expenditures in governmental funds.

The School District funds certain programs by a combination of specific cost-reimbursement grants, categorical grants, and general revenues. Thus, when program costs are incurred, there are both restricted and unrestricted net assets available to finance the program. It is the School District's policy to first apply grant resources to such programs, followed by cost-reimbursement grants, then general revenues.

The State of Georgia reimburses the School System for teachers' salaries and operating costs through the Quality Basic Education Formula Earnings program (QBE). Generally teachers are contracted for the school year (July 1 – June 30) and paid over a twelve month contract period, generally September 1 through August 31. In accordance with the respective rules and regulations of the QBE program, the State of Georgia reimburses the School System over the same twelve month period in which teachers are paid. At June 30, the amount of teachers' salaries incurred but not paid until July and August of the subsequent year are accrued. Since the State of Georgia recognizes its QBE liability for the July and August salaries at June 30, the School System recognizes the same QBE as a receivable and revenue, consistent with symmetrical recognition.

NEW ACCOUNTING PRONOUNCEMENTS

In fiscal year 2011, the School District adopted the Governmental Accounting Standards Board (GASB) Statement No. 54, *Fund Balance Reporting and Governmental Fund Type Definitions*. The provisions of this Statement establish accounting and financial reporting standards for all governments that report governmental funds. It establishes criteria for classifying fund balances into specifically defined classifications and clarifies definitions for governmental funds.

CASH AND CASH EQUIVALENTS

Composition of Deposits

Cash and cash equivalents consist of cash on hand, demand deposits and short-term investments with original maturities of three months or less from the date of acquisition in authorized financial institutions. Official Code of Georgia Annotated Section 45-8-14 authorizes the School District to deposit its funds in one or more solvent banks, insured Federal savings and loan associations or insured chartered building and loan associations.

INVESTMENTS

Composition of Investments

Investments made by the School District in nonparticipating interest-earning contracts (such as certificates of deposit) and repurchase agreements are reported at cost. Participating interest-earning contracts and money market investments with a maturity at purchase of one year or less are reported at amortized cost. Both participating interest-earning contracts and money market investments with a maturity at purchase greater than one year are reported at fair value. The Official Code of Georgia Annotated Section 36-83-4 authorizes the School District to invest its funds. In selecting among options for investment or among institutional bids for deposits, the highest rate of return shall be the objective, given equivalent conditions of safety and liquidity. Funds may be invested in the following:

1. Obligations issued by the State of Georgia or by other states,
2. Obligations issued by the United States government,
3. Obligations fully insured or guaranteed by the United States government or a United States government agency,
4. Obligations of any corporation of the United States government,
5. Prime banker's acceptances,
6. The Georgia Fund 1 administered by the State of Georgia, Office of the State Treasurer,
7. Repurchase agreements, and
8. Obligations of other political subdivisions of the State of Georgia.

The School District does not have a formal policy regarding investment policies that address credit risks, custodial credit risks, interest rate risks or foreign currency risks.

RECEIVABLES

Receivables consist of amounts due from property and sales taxes, grant reimbursements due on Federal, State or other grants for expenditures made but not reimbursed and other receivables disclosed from information available. Receivables are recorded when either the asset or revenue recognition criteria has been met. Receivables recorded on the basic financial statements do not include any amounts which would necessitate the need for an allowance for uncollectible receivables.

PROPERTY TAXES

The Crisp County Board of Commissioners fixed the property tax levy for the 2010 tax digest year (calendar year) on July 23, 2010 (levy date). Taxes were due on December 20, 2010 (lien date). Taxes collected within the current fiscal year or within 60 days after year-end on the 2010 tax digest are reported as revenue in the governmental funds for fiscal year 2011. The Crisp County Tax Commissioner bills and collects the property taxes for the School District, withholds 2.5% of taxes collected as a fee for tax collection and remits the balance of taxes collected to the School District. Property tax revenues, at the fund reporting level, during the fiscal year ended June 30, 2011, for maintenance and operations amounted to \$8,374,983.40.

The tax millage rate levied for the 2010 tax year (calendar year) for the Crisp County Board of Education was as follows (a mill equals \$1 per thousand dollars of assessed value):

School Operations	<u>16.45</u> mills
-------------------	--------------------

SALES TAXES

Special Purpose Local Option Sales Tax, at the fund reporting level, during the year amounted to \$3,754,261.30 and is to be used for capital outlay for educational purposes or debt service. This sales tax was authorized by local referendum and the sales tax must be re-authorized at least every five years.

INVENTORIES

Food Inventories

On the District-wide financial statements, inventories of donated food commodities used in the preparation of meals are reported at their Federally assigned value and purchased foods inventories are reported at cost (first-in, first-out). The School District uses the consumption method to account for inventories whereby donated food commodities are recorded as an asset and as revenue when received, and expenses/expenditures are recorded as the inventory items are used. Purchased foods are recorded as an asset when purchased and expenses/expenditures are recorded as the inventory items are used.

CAPITAL ASSETS

Capital assets purchased, including capital outlay costs, are recorded as expenditures in the fund financial statements at the time of purchase (including ancillary charges). On the District-wide financial statements, all purchased capital assets are valued at cost where historical records are available and at estimated historical cost based on appraisals or deflated current replacement cost where no historical records exist. Donated capital assets are recorded at estimated fair market value on the date donated. Disposals are deleted at depreciated recorded cost. The cost of normal maintenance and repairs that do not add to the value of assets or materially extend the useful lives of the assets is not capitalized. Depreciation is computed using the straight-line method. The School District does not capitalize book collections or works of art. During the fiscal year under review, no events or changes in circumstances affecting a capital asset that may indicate impairment were known to the School District.

CRISP COUNTY BOARD OF EDUCATION
 NOTES TO THE BASIC FINANCIAL STATEMENTS
 JUNE 30, 2011

EXHIBIT "H"

Capitalization thresholds and estimated useful lives of capital assets reported in the District-wide statements are as follows:

		Capitalization Policy	Estimated Useful Life
Land		All	N/A
Land Improvements	\$	10,000.00	10 to 40 years
Buildings and Improvements	\$	25,000.00	20 to 80 years
Equipment	\$	5,000.00	4 to 20 years
Construction in Progress	\$	All	N/A

Depreciation is used to allocate the actual or estimated historical cost of all capital assets over estimated useful lives, with the exception of intangible assets which are amortized.

COMPENSATED ABSENCES

Members of the Teachers Retirement System of Georgia (TRS) may apply unused sick leave toward early retirement. The liability for early retirement will be borne by TRS rather than by the individual School Districts. Otherwise, sick leave does not vest with the employee, and no liability is reported in the School District's financial statements.

Vacation leave of ten days is awarded on a fiscal year basis to all full time personnel employed on a twelve month basis. No other employees are eligible to earn vacation leave. Vacation leave not utilized during the fiscal year may be carried over to the next fiscal year, providing such vacation leave does not exceed ten days.

	Beginning of Year Liability	Increases	Decreases	End of Year Liability
2009	\$ 181,355.20	\$ 19,531.17	\$ 32,873.29	\$ 168,013.08
2010	\$ 168,013.08	\$ 27,756.48	\$ 25,059.13	\$ 170,710.43
2011	\$ 170,710.43	\$ 14,942.89	\$ 33,998.86	\$ 151,654.46

NET ASSETS

The School District's net assets in the District-wide Statements are classified as follows:

Invested in capital assets, net of related debt - This represents the School District's total investment in capital assets, net of outstanding debt obligations related to those capital assets. To the extent debt has been incurred but not yet expended for capital assets, such amounts are not included as a component of invested in capital assets, net of related debt.

Restricted net assets - These represent resources for which the School District is legally or contractually obligated to spend resources for bus replacement, continuation of Federal Programs, and capital projects in accordance with restrictions imposed by external third parties.

Unrestricted net assets - Unrestricted net assets represent resources derived from property taxes, grants and contributions not restricted to specific programs, charges for services, and miscellaneous revenues. These resources are used for transactions relating to the educational and general operations of the School District, and may be used at the discretion of the Board to meet current expenses for those purposes.

FUND BALANCES

The School District's fund balances are classified as follows:

Nonspendable – Amounts that cannot be spent either because they are in a nonspendable form or because they are legally or contractually required to be maintained intact.

Restricted – Constraints are placed on the use of resources are either (1) externally imposed conditions by creditors, grantors, contributors, or laws and regulations of other governments or (2) imposed by law through constitutional provisions or enabling legislation.

Committed – Amounts that can be used only for specific purposes pursuant to constraints imposed by formal action of the Board of Education. The Board of Education is the School District's highest level of decision-making authority, and the formal action that is required to be taken to establish, modify, or rescind a fund balance commitment is a resolution approved by the Board. Committed fund balance also should incorporate contractual obligations to the extent that existing resources in the fund have been specifically committed for use in satisfying those contractual requirements.

Assigned – Amounts that are constrained by the School District's *intent* to be used for specific purposes, but are neither restricted nor committed. The intent should be expressed by (1) the Board of Education or (2) the budget or finance committee, or the Superintendent, or designee, to assign amounts to be used for specific purposes.

Unassigned – The residual classification for the General Fund. This classification represents fund balances that has not been assigned to other funds and that has not been restricted, committed, or assigned to specific purposes within the General Fund.

Fund Balances of the Governmental Funds at June 30, 2011, are as follows:

Nonspendable			
Inventories		\$	31,237.14
Restricted			
Bus Replacement	\$ 87,475.87		
Continuation of Federal Programs	285,552.17		
Capital Projects	<u>15,264,063.72</u>		15,637,091.76
Assigned			
Subsequent Period Expenditures	1,987,820.00		
School Activity Accounts	<u>82,161.83</u>		2,069,981.83
Unassigned			<u>4,018,081.88</u>
Fund Balance, June 30, 2011		\$	<u><u>21,756,392.61</u></u>

When multiple categories of fund balance are available for expenditure, the School District will start with the most restricted category and spend those funds first before moving down to the next category with available funds.

USE OF ESTIMATES

The preparation of the financial statements in conformity with accounting principles generally accepted in the United States requires management to make estimates and assumptions that affect the amounts reported in the financial statements and accompanying notes. Actual results may differ from those estimates.

NOTE 3: DEPOSITS AND INVESTMENTS

COLLATERALIZATION OF DEPOSITS

Official Code of Georgia Annotated (O.C.G.A.) Section 45-8-12 provides that there shall not be on deposit at any time in any depository for a time longer than ten days a sum of money which has not been secured by surety bond, by guarantee of insurance, or by collateral. The aggregate of the face value of such surety bond and the market value of securities pledged shall be equal to not less than 110 percent of the public funds being secured after the deduction of the amount of deposit insurance. If a depository elects the pooled method (O.C.G.A. Section 45-8-13.1) the aggregate of the market value of the securities pledged to secure a pool of public funds shall be not less than 110 percent of the daily pool balance.

Acceptable security for deposits consists of any one of or any combination of the following:

1. Surety bond signed by a surety company duly qualified and authorized to transact business within the State of Georgia,
2. Insurance on accounts provided by the Federal Deposit Insurance Corporation,
3. Bonds, bills, notes, certificates of indebtedness or other direct obligations of the United States or of the State of Georgia,
4. Bonds, bills, notes, certificates of indebtedness or other obligations of the counties or municipalities of the State of Georgia,
5. Bonds of any public authority created by the laws of the State of Georgia, providing that the statute that created the authority authorized the use of the bonds for this purpose,
6. Industrial revenue bonds and bonds of development authorities created by the laws of the State of Georgia, and
7. Bonds, bills, notes, certificates of indebtedness, or other obligations of a subsidiary corporation of the United States government, which are fully guaranteed by the United States government both as to principal and interest or debt obligations issued by or securities guaranteed by the Federal Land Bank, the Federal Home Loan Bank, the Federal Intermediate Credit Bank, the Central Bank for Cooperatives, the Farm Credit Banks, the Federal Home Loan Mortgage Association, and the Federal National Mortgage Association.

CATEGORIZATION OF DEPOSITS

Custodial credit risk is the risk that in the event of a bank failure, the School District's deposits may not be returned to it. At June 30, 2011, the bank balances were \$2,161,757.32. The amounts exposed to custodial credit risk are classified into three categories as follows:

- Category 1 - Uncollateralized,
- Category 2 - Cash collateralized with securities held by the pledging financial institution,
or
- Category 3 - Cash collateralized with securities held by the pledging financial institution's trust department or agent but not in the School District's name.

CRISP COUNTY BOARD OF EDUCATION
 NOTES TO THE BASIC FINANCIAL STATEMENTS
 JUNE 30, 2011

EXHIBIT "H"

The School District's deposits by custodial risk category at June 30, 2011, are as follows:

Custodial Credit Risk Category	Bank Balance
1	\$ 0.00
2	0.00
3	285,500.23
Total	\$ 285,500.23

CATEGORIZATION OF INVESTMENTS

At June 30, 2011, the carrying value of the School District's total investments was \$21,028,900.67, which is materially the same as fair value. This investment consisted entirely of funds invested in the Georgia Fund 1, formerly referred to as LGIP, administered by the State of Georgia, Office of the State Treasurer which are not required to be categorized since the School District did not own any specific identifiable securities in the pool. The investment policy of the State of Georgia, Office of the State Treasurer for the Georgia Fund 1 does not provide for investment in derivatives or similar investments. Additional information on the Georgia Fund 1 is disclosed in the *State of Georgia Comprehensive Annual Financial Report*. This audit can be obtained from the Georgia Department of Audits and Accounts at <http://www.audits.ga.gov/SGD/cafr.html>.

The Primary Liquidity Portfolio consists of Georgia Fund 1 which is not registered with the SEC as an investment company but does operate in a manner consistent with the SEC's Rule 2a-7 of the Investment Company Act of 1940. The investment is valued at the pool's share price, \$1.00 per share. The pool is an AAAM rated investment pool by Standard and Poor's. The weighted average maturity of Georgia Fund 1 may not exceed 60 days. The weighted average maturity for Georgia Fund 1 on June 30, 2011, was 59 days.

NOTE 4: NON-MONETARY TRANSACTIONS

The School District receives food commodities from the United States Department of Agriculture (USDA) for school breakfast and lunch programs. These commodities are recorded at their Federally assigned value. **See Note 2 - Inventories**

CRISP COUNTY BOARD OF EDUCATION
 NOTES TO THE BASIC FINANCIAL STATEMENTS
 JUNE 30, 2011

EXHIBIT "H"

NOTE 5: CAPITAL ASSETS

The following is a summary of changes in the Capital Assets during the fiscal year:

	Balances July 1, 2010	Increases	Decreases	Balances June 30, 2011
Governmental Activities				
Capital Assets, Not Being Depreciated:				
Land	\$ 2,236,317.21	\$	0.00	\$ 2,236,317.21
Construction in Progress	97,342.50	535,898.10		633,240.60
Total Capital Assets Not Being Depreciated	\$ 2,333,659.71	\$ 535,898.10	\$ 0.00	\$ 2,869,557.81
Capital Assets Being Depreciated				
Buildings and Improvements	\$ 33,546,319.34	16,250.00	\$	\$ 33,562,569.34
Equipment	6,622,550.57	365,182.50	48,971.74	6,938,761.33
Land Improvements	6,182,347.35	48,971.74		6,231,319.09
Less Accumulated Depreciation for:				
Buildings and Improvements	10,603,706.31	747,019.61		11,350,725.92
Equipment	3,821,269.03	455,797.34		4,277,066.37
Land Improvements	2,790,997.30	268,298.54		3,059,295.84
Total Capital Assets, Being Depreciated, Net	\$ 29,135,244.62	\$ -1,040,711.25	\$ 48,971.74	\$ 28,045,561.63
Governmental Activity Capital Assets - Net	\$ 31,468,904.33	\$ -504,813.15	\$ 48,971.74	\$ 30,915,119.44

Current year depreciation expense by function is as follows:

Instruction		\$ 968,793.80
Support Services		
Pupil Services	\$ 85,287.57	
Improvements of Instructional Services	2,147.90	
General Administration	3,733.40	
School Administration	20,082.68	
Business Administration	40,368.71	
Maintenance and Operation of Plant	53,130.36	
Student Transportation Services	249,736.10	454,486.72
Food Services		47,834.97
		\$ 1,471,115.49

NOTE 6: RISK MANAGEMENT

The School District is exposed to various risks of loss related to torts; theft of, damage to, and destruction of assets; errors or omissions; job related illness or injuries to employees; acts of God and unemployment compensation.

CRISP COUNTY BOARD OF EDUCATION
 NOTES TO THE BASIC FINANCIAL STATEMENTS
 JUNE 30, 2011

EXHIBIT "H"

The School District participates in the Georgia School Boards Association Risk and Insurance Management System, a public entity risk pool organized on July 1, 1994, to develop and administer a plan to reduce risk of loss on account of general liability, motor vehicle liability, or property damage, including safety engineering and other loss prevention and control techniques, and to administer one or more groups of self-insurance funds, including the processing and defense of claims brought against members of the system. The School District pays an annual premium to the system for its general insurance coverage. Additional coverage is provided through agreements by the system with other companies according to their specialty for property, boiler and machinery (including coverage for flood and earthquake), general liability (including coverage for sexual harassment, molestation and abuse), errors and omissions, crime and automobile risks. Payment of excess insurance for the system varies by line of coverage.

For claims prior to fiscal year 2010, the School District has designated an independent contractor to operate a risk management program for Workers' Compensation. The School District's General Fund reimburses claims paid by the contractor. During the year under review, the School District's General Fund incurred expenditures of \$36,053.47 for claims and related expenses incurred by the contractor.

Changes in the workers' compensation claims liability during the last two fiscal years are as follows:

	<u>Beginning of Year Liability</u>		<u>Claims and Changes in Estimates</u>		<u>Claims Paid</u>		<u>End of Year Liability</u>
2010	\$ 3,201.84	\$	14,404.44	\$	8,100.61	\$	9,505.67
2011	\$ 9,505.67	\$	26,547.80	\$	36,053.47	\$	0.00

The School District is self-insured with regard to unemployment compensation claims. The School District accounts for claims within the General Fund with expenses/expenditures and liability being reported when it is probable that a loss has occurred, and the amount of that loss can be reasonably estimated.

Changes in the unemployment compensation claims liability during the last two fiscal years are as follows:

	<u>Beginning of Year Liability</u>		<u>Claims and Changes in Estimates</u>		<u>Claims Paid</u>		<u>End of Year Liability</u>
2010	\$ 0.00	\$	18,580.00	\$	18,580.00	\$	0.00
2011	\$ 0.00	\$	54,575.00	\$	54,575.00	\$	0.00

The School District participates in the Georgia School Boards Association Workers' Compensation Fund, a public entity risk pool organized on July 1, 1992, to develop, implement, and administer a program of workers' compensation self-insurance for its member organizations. The School District pays an annual premium to the Fund for its general insurance coverage. Additional insurance coverage is provided through an agreement by the Fund with the Safety National Casualty Corporation to provide coverage for potential losses sustained by the Fund in excess of \$500,000.00 loss per occurrence, up to the statutory limit. Employers' Liability insurance coverage is also provided by Safety National Casualty Corporation to provide coverage for potential losses sustained by the Fund in excess of \$500,000.00 loss per occurrence, up to \$2,000,000.00.

CRISP COUNTY BOARD OF EDUCATION
 NOTES TO THE BASIC FINANCIAL STATEMENTS
 JUNE 30, 2011

EXHIBIT "H"

The School District has purchased surety bonds to provide additional insurance coverage as follows:

<u>Position Covered</u>	<u>Amount</u>
Superintendent	\$ 100,000.00
All Employees	\$ 100,000.00

NOTE 7: OPERATING LEASES

Crisp County Board of Education has entered into various leases as lessee for copiers. These leases are considered for accounting purposes to be operating leases. Lease expenditures for the year ended June 30, 2011, for governmental funds amounted to \$106,017.36. Future minimum lease payments for these leases are as follows:

<u>Year Ending</u>	<u>Governmental Funds</u>
2012	\$ 106,017.36
2013	79,513.02
Total	<u>\$ 185,530.38</u>

NOTE 8: LONG-TERM DEBT

COMPENSATED ABSENCES

Compensated absences represent obligations of the School District relating to employees' rights to receive compensation for future absences based upon service already rendered. This obligation relates only to vesting accumulating leave in which payment is probable and can be reasonably estimated. Typically, the General Fund is the fund used to liquidate this long-term debt. The School District uses the vesting method to compute compensated absences.

The changes in Long-Term Debt during the fiscal year ended June 30, 2011, were as follows:

	<u>Governmental Funds</u>				
	<u>Balance July 1, 2010</u>	<u>Additions</u>	<u>Deductions</u>	<u>Balance June 30, 2011</u>	<u>Due Within One Year</u>
Compensated Absences (1)	\$ 170,710.43	\$ 14,942.89	\$ 33,998.86	\$ 151,654.46	\$ 0.00

(1) The portion of Compensated Absences due within one year has been determined to be immaterial to the basic financial statements.

Voters have authorized \$15,000,000.00 in general obligation debt for capital outlay projects which were not issued as of June 30, 2011.

NOTE 9: ON-BEHALF PAYMENTS

The School District has recognized revenues and costs in the amount of \$131,793.57 for health insurance and retirement contributions paid on the School District's behalf by the following State Agencies.

Georgia Department of Education
 Paid to the Georgia Department of Community Health
 For Health Insurance of Non-Certified Personnel
 In the amount of \$81,234.92

CRISP COUNTY BOARD OF EDUCATION
 NOTES TO THE BASIC FINANCIAL STATEMENTS
 JUNE 30, 2011

EXHIBIT "H"

Paid to the Teachers Retirement System of Georgia
 For Teachers Retirement System (TRS) Employer's Cost
 In the amount of \$24,356.65

Office of the State Treasurer
 Paid to the Public School Employees Retirement System
 For Public School Employees Retirement (PSERS) Employer's Cost
 In the amount of \$26,202.00

NOTE 10: SIGNIFICANT COMMITMENTS

The following is an analysis of significant outstanding construction or renovation contracts executed by the School District as of June 30, 2011:

Project	Unearned Executed Contracts
Primary School	\$ 3,063,750.00

The amount described in this note is not reflected in the basic financial statements.

NOTE 11: SIGNIFICANT CONTINGENT LIABILITIES

Amounts received or receivable principally from the Federal government are subject to audit and review by grantor agencies. This could result in requests for reimbursement to the grantor agency for any costs which are disallowed under grant terms. The School District believes that such disallowances, if any, will be immaterial to its overall financial position.

The School District is a defendant in various legal proceedings pertaining to matters incidental to the performance of routine School District operations. The ultimate disposition of these proceedings is not presently determinable, but is not believed to be material to the basic financial statements.

NOTE 12: SUBSEQUENT EVENTS

In the subsequent fiscal year, on November 8, 2011, voters of Crisp County authorized the imposition of a one percent sales tax (SPLOST) to raise no more than \$23,000,000.00 to be used for various capital outlay projects. On December 14, 2011, the School District entered into a contract with JCI Contractors for the construction of a new elementary school in the amount of \$22,359,500.00.

NOTE 13: POST-EMPLOYMENT BENEFITS

GEORGIA SCHOOL PERSONNEL POST-EMPLOYMENT HEALTH BENEFIT FUND

Plan Description. The Georgia School Personnel Post-employment Health Benefit Fund (School OPEB Fund) is a cost-sharing multiple-employer defined benefit post-employment healthcare plan that covers eligible former employees of public school systems, libraries and regional educational service agencies. The School OPEB Fund provides health insurance benefits to eligible former employees and their qualified beneficiaries through the State Employees Health Benefit Plan administered by the Department of Community Health. The Official Code of Georgia Annotated (O.C.G.A.) assigns the authority to establish and amend the benefit provisions of the group health plans, including benefits for retirees, to the Board of Community Health (Board). The Department of Community Health, which includes the School OPEB Fund, issues a separate stand alone financial audit report and a copy can be obtained from the Georgia Department of Audits and Accounts.

CRISP COUNTY BOARD OF EDUCATION
 NOTES TO THE BASIC FINANCIAL STATEMENTS
 JUNE 30, 2011

EXHIBIT "H"

Funding Policy. The contribution requirements of plan members and participating employers are established by the Board in accordance with the current Appropriations Act and may be amended by the Board. Contributions of plan members or beneficiaries receiving benefits vary based on plan election, dependent coverage, and Medicare eligibility and election. On average, plan members pay approximately 25 percent of the cost of the health insurance coverage.

Participating employers are statutorily required to contribute in accordance with the employer contribution rates established by the Board. The contribution rates are established to fund all benefits due under the health insurance plans for both active and retired employees based on projected "pay-as-you-go" financing requirements. Contributions are not based on the actuarially calculated annual required contribution (ARC) which represents a level of funding that, if paid on an ongoing basis, is projected to cover normal cost each year and amortize any unfunded actuarial liabilities (or funding excess) over a period not to exceed thirty years.

The combined active and retiree contribution rates established by the Board for employers participating in the School OPEB Fund were as follows for the fiscal year ended June 30, 2011:

July 2010 - April 2011	21.955% of covered payroll for August - May Coverage
May 2011 - June 2011	1.429% of covered payroll for June - July Coverage

For non-certificated school personnel:

July 2010 - December 2010	\$162.72 per member per month
January 2011 - May 2011	\$218.20 per member per month
June 2011	\$246.20 per member per month

The Department of Education was appropriated an additional \$25,081,633 for non-certificated personnel health insurance payments. The amount attributable to the School District is reflected in the On-behalf note disclosure.

No additional contribution was required by the Board for fiscal year 2011 nor contributed to the School OPEB Fund to prefund retiree benefits. Such additional contribution amounts are determined annually by the Board in accordance with the School plan for other post-employment benefits and are subject to appropriation.

The School District's combined active and retiree contributions to the health insurance plans, which equaled the required contribution, for the current fiscal year and the preceding two fiscal years were as follows:

<u>Fiscal Year</u>	<u>Percentage Contributed</u>	<u>Required Contribution</u>
2011	100%	\$ 3,700,491.11
2010	100%	\$ 3,639,162.05
2009	100%	\$ 2,693,465.21

NOTE 14: RETIREMENT PLANS

TEACHERS RETIREMENT SYSTEM OF GEORGIA (TRS)

Plan Description. The TRS is a cost-sharing multiple-employer defined benefit plan created in 1943 by an act of the Georgia General Assembly to provide retirement benefits for qualifying employees in educational service. A Board of Trustees comprised of active and retired members and ex-officio State employees is ultimately responsible for the administration of TRS. The Teachers Retirement System of Georgia issues a separate stand alone financial audit report and a copy can be obtained from the Georgia Department of Audits and Accounts.

CRISP COUNTY BOARD OF EDUCATION
 NOTES TO THE BASIC FINANCIAL STATEMENTS
 JUNE 30, 2011

EXHIBIT "H"

On October 25, 1996, the Board created the Supplemental Retirement Benefits Plan of the Georgia Teachers Retirement System (SRBP-TRS). SRBP-TRS was established as a qualified excess benefit plan in accordance with Section 415 of the Internal Revenue Code (IRC) as a portion of TRS. The purpose of SRBP-TRS is to provide retirement benefits to employees covered by TRS whose benefits are otherwise limited by IRC Section 415. Beginning July 1, 1997, all members and retired former members in TRS are eligible to participate in the SRBP-TRS whenever their benefits under TRS exceed the IRC Section 415 imposed limitation on benefits.

TRS provides service retirement, disability retirement, and survivor's benefits. The benefit structure of TRS is defined and may be amended by State statute. A member is eligible for normal service retirement after 30 years of creditable service, regardless of age, or after 10 years of service and attainment of age 60. A member is eligible for early retirement after 25 years of creditable service.

Normal retirement (pension) benefits paid to members are equal to 2% of the average of the member's two highest paid consecutive years of service, multiplied by the number of years of creditable service up to 40 years. Early retirement benefits are reduced by the lesser of one-twelfth of 7% for each month the member is below age 60 or by 7% for each year or fraction thereof by which the member has less than 30 years of service. It is also assumed that certain cost-of-living adjustments, based on the Consumer Price Index, will be made in future years. Retirement benefits are payable monthly for life. A member may elect to receive a partial lump-sum distribution in addition to a reduced monthly retirement benefit. Death, disability and spousal benefits are also available.

Funding Policy. TRS is funded by member and employer contributions as adopted and amended by the Board of Trustees. Members become fully vested after 10 years of service. If a member terminates with less than 10 years of service, no vesting of employer contributions occurs, but the member's contributions may be refunded with interest. Member contributions are limited by State law to not less than 5% or more than 6% of a member's earnable compensation. Member contributions as adopted by the Board of Trustees for the fiscal year ended June 30, 2011, were 5.53% of annual salary. The member contribution rate will increase to 6.00% effective July 1, 2012. Employer contributions required for fiscal year 2011 were 10.28% of annual salary as required by the June 30, 2008, actuarial valuation. The employer contribution rate will increase to 11.41% effective July 1, 2012.

Employer contributions for the current fiscal year and the preceding two fiscal years are as follows:

Fiscal Year	Percentage Contributed	Required Contribution
2011	100%	\$ 2,241,457.68
2010	100%	\$ 2,248,372.05
2009	100%	\$ 2,197,334.22

PUBLIC SCHOOL EMPLOYEES' RETIREMENT SYSTEM (PSERS)

Bus drivers, lunchroom personnel, and maintenance and custodial personnel are members of the Public School Employees' Retirement System of Georgia. The System is funded by contributions by the employees and by the State of Georgia. The School District makes no contribution to this plan.

(This page left intentionally blank)

CRISP COUNTY BOARD OF EDUCATION
GENERAL FUND
SCHEDULE OF REVENUES, EXPENDITURES AND CHANGES IN FUND BALANCES
BUDGET AND ACTUAL
YEAR ENDED JUNE 30, 2011

SCHEDULE "1"

	NONAPPROPRIATED BUDGETS		ACTUAL
	ORIGINAL (1)	FINAL (1)	AMOUNTS
<u>REVENUES</u>			
Property Taxes	\$ 8,279,880.74	\$ 8,279,880.74	\$ 8,416,346.32
Sales Taxes			86,798.51
State Funds	22,421,426.44	22,409,878.44	23,212,634.85
Federal Funds	6,229,762.99	9,700,175.52	8,813,075.76
Charges for Services	387,399.64	387,399.64	537,055.61
Investment Earnings	32,655.20	32,655.20	13,534.16
Miscellaneous	63,500.26	63,500.26	371,853.24
	\$ 37,414,625.27	\$ 40,873,489.80	\$ 41,451,298.45
<u>EXPENDITURES</u>			
Current			
Instruction	\$ 25,138,274.00	\$ 27,165,255.90	\$ 26,360,871.03
Support Services			
Pupil Services	1,177,203.00	1,638,333.33	1,338,573.45
Improvement of Instructional Services	1,507,181.00	2,117,842.00	1,529,122.56
Educational Media Services	619,842.00	619,842.00	686,798.73
General Administration	564,478.00	681,129.86	579,327.49
School Administration	2,454,584.00	2,340,442.00	2,378,374.18
Business Administration	267,259.00	267,259.00	249,730.31
Maintenance and Operation of Plant	3,085,022.00	3,137,330.00	2,922,474.32
Student Transportation Services	1,361,378.00	1,470,928.00	1,637,258.91
Central Support Services	22,512.00	22,812.00	22,462.00
Other Support Services	396,254.00	410,144.00	656,607.00
Food Services Operation	2,360,887.27	2,360,887.27	2,509,694.21
	\$ 38,954,874.27	\$ 42,232,205.36	\$ 40,871,294.19
Excess of Revenues over (under) Expenditures	\$ -1,540,249.00	\$ -1,358,715.56	\$ 580,004.26
<u>OTHER FINANCING SOURCES (USES)</u>			
Operating Transfers From Other Funds	\$ 200,000.00	\$ 200,000.00	\$ 0.00
Operating Transfers To Other Funds	-200,000.00	-200,000.00	0.00
	\$ 0.00	\$ 0.00	\$ 0.00
Net Change in Fund Balances	\$ -1,540,249.00	\$ -1,358,715.56	\$ 580,004.26
Fund Balances - Beginning	5,915,193.28	5,915,193.28	5,915,063.96
Inventory - Net Change in Period			-2,739.33
Fund Balances - Ending	\$ 4,374,944.28	\$ 4,556,477.72	\$ 6,492,328.89

Notes to the Schedule of Revenues, Expenditures and Changes in Fund Balances Budget and Actual

(1) Original and Final Budget amounts do not include budgeted revenues or expenditures of the various principal accounts.

The accompanying schedule of revenues, expenditures and changes in fund balances budget and actual is presented on the modified accrual basis of accounting which is the basis of accounting used in the presentation of the fund financial statements.

See notes to the basic financial statements.

CRISP COUNTY BOARD OF EDUCATION
 SCHEDULE OF EXPENDITURES OF FEDERAL AWARDS
 YEAR ENDED JUNE 30, 2011

SCHEDULE "2"

FUNDING AGENCY PROGRAM/GRANT	CFDA NUMBER	PASS- THROUGH ENTITY ID NUMBER	EXPENDITURES IN PERIOD
Agriculture, U. S. Department of			
Child Nutrition Cluster			
Pass-Through From Georgia Department of Education			
Food Services			
School Breakfast Program	10.553	N/A	(2)
National School Lunch Program	10.555	N/A	\$ <u>2,391,947.63</u> (1)
Total U. S. Department of Agriculture			\$ <u>2,391,947.63</u>
Education, U. S. Department of			
Impact Aid Cluster			
Direct			
Impact Aid	84.041		(3)
Educational Technology State Grants Cluster			
Pass-Through From Georgia Department of Education			
Education Technology State Grants	84.318	N/A	\$ <u>7,242.88</u>
Special Education Cluster			
Pass-Through From Georgia Department of Education			
Special Education			
ARRA - Grants to States	* 84.391	N/A	\$ 437,053.44
ARRA - Preschool Grants	* 84.392	N/A	16,201.22
Grants to States	* 84.027	N/A	705,791.24
Preschool Grants	* 84.173	N/A	<u>25,306.92</u>
Total Special Education Cluster			\$ <u>1,184,352.82</u>
Title I, Part A Cluster			
Pass-Through From Georgia Department of Education			
ARRA - Title I Grants to Local Educational Agencies	* 84.389	N/A	\$ 893,284.17
Title I Grants to Local Educational Agencies	* 84.010	N/A	<u>2,861,905.72</u>
Total Title I, Part A Cluster			\$ <u>3,755,189.89</u>
Other Programs			
Pass-Through From Georgia Department of Education			
Career and Technical Education - Basic Grants to States	84.048	N/A	\$ 72,005.00
Education Jobs Fund	* 84.410	N/A	841,926.00
Improving Teacher Quality State Grants	84.367	N/A	332,712.98
Migrant Education - State Grant Program	84.011	N/A	58,156.02
Rural Education	84.358	N/A	99,466.29
Safe and Drug-Free Schools and Communities - State Grants	84.186	N/A	11,908.00
Twenty-First Century Community Learning Centers	84.287	N/A	<u>244,315.10</u>
Total Other Programs			\$ <u>1,660,489.39</u>
Total U. S. Department of Education			\$ <u>6,607,274.98</u>
Health and Human Services, U. S. Department of			
Child Care and Development Fund Cluster			
Pass-Through From Bright From the Start:			
Georgia Department of Early Care and Learning			
ARRA - Child Care and Development Block Grant	93.713	N/A	\$ 29,990.47
Other Programs			
Pass-Through From Georgia Department of Human Resources			
Safe and Drug-Free Schools and Communities - State Grants	84.186	N/A	<u>32,168.77</u>
Total U. S. Department of Health and Human Services			\$ <u>62,159.24</u>

CRISP COUNTY BOARD OF EDUCATION
 SCHEDULE OF EXPENDITURES OF FEDERAL AWARDS
 YEAR ENDED JUNE 30, 2011

SCHEDULE "2"

FUNDING AGENCY PROGRAM/GRANT	<u>CFDA NUMBER</u>	<u>PASS- THROUGH ENTITY ID NUMBER</u>	<u>EXPENDITURES IN PERIOD</u>
Defense, U. S. Department of Direct Department of the Army R.O.T.C. Program			\$ <u>231,694.34</u>
Total Expenditures of Federal Awards			\$ <u><u>9,293,076.19</u></u>

N/A = Not Available

Notes to the Schedule of Expenditures of Federal Awards

- (1) Includes the Federally assigned value of donated commodities for the Food Donation Program in the amount of \$90,323.15.
- (2) Expenditures for the funds earned on the School Breakfast Program (\$508,601.00) were not maintained separately and are included in the 2011 National School Lunch Program.
- (3) Funds earned on the Impact Aid Program, in the amount of \$13,370.04, do not require reporting of expenditures.

Major Programs are identified by an asterisk (*) in front of the CFDA number.

The School District did not provide Federal Assistance to any Subrecipient.

The accompanying schedule of expenditures of Federal awards includes the Federal grant activity of the Crisp County Board of Education and is presented on the modified accrual basis of accounting which is the basis of accounting used in the presentation of the fund financial statements.

See notes to the basic financial statements.

CRISP COUNTY BOARD OF EDUCATION
 SCHEDULE OF STATE REVENUE
 YEAR ENDED JUNE 30, 2011

SCHEDULE "3"

<u>AGENCY/FUNDING</u>	<u>GOVERNMENTAL FUND TYPE</u>
	<u>GENERAL FUND</u>
GRANTS	
Bright From the Start:	
Georgia Department of Early Care and Learning	
Pre-Kindergarten Program	\$ 1,358,278.95
Education, Georgia Department of	
Quality Basic Education	
Direct Instructional Cost	
Kindergarten Program	1,433,670.00
Kindergarten Program - Early Intervention Program	335,756.00
Primary Grades (1-3) Program	3,096,986.17
Primary Grades - Early Intervention (1-3) Program	459,053.00
Upper Elementary Grades (4-5) Program	1,460,612.00
Upper Elementary Grades - Early Intervention (4-5) Program	379,445.00
Middle Grades (6-8) Program	2,798,384.61
High School General Education (9-12) Program	1,873,509.22
Vocational Laboratory (9-12) Program	854,642.00
Students with Disabilities	
Category III	3,019,902.00
Gifted Student - Category VI	697,573.00
Remedial Education Program	441,795.00
Alternative Education Program	192,104.00
English Speakers of Other Languages (ESOL)	59,463.00
Media Center Program	459,502.00
20 Days Additional Instruction	139,725.00
Staff and Professional Development	86,359.00
Indirect Cost	
Central Administration	605,858.00
School Administration	920,589.00
Facility Maintenance and Operations	1,048,854.00
Categorical Grants	
Pupil Transportation	
Regular	522,899.00
State Bonds	228,876.00
Mid Term Hold Harmless	277,053.00
Nursing Services	75,023.00
Education Equalization Funding Grant	1,922,707.00
Food Services	74,790.00
Vocational Education	146,126.00
Amended Formula Adjustment	-3,090,113.00
Other State Programs	
Dual Enrollment Funding	9,506.00
GNETS State Grant	1,010,812.91
Health Insurance	81,234.92
Math and Science Supplements	34,754.42
Preschool Handicapped Program	104,096.00
Teachers' Retirement	24,356.65
Office of the State Treasurer	
Public School Employees Retirement	26,202.00
Human Resources, Georgia Department of	
Family Connection	42,250.00
	\$ 23,212,634.85

See notes to the basic financial statements.

CRISP COUNTY BOARD OF EDUCATION
 SCHEDULE OF APPROVED LOCAL OPTION SALES TAX PROJECTS
 YEAR ENDED JUNE 30, 2011

SCHEDULE "4"

PROJECT	ORIGINAL ESTIMATED COST (1)	CURRENT ESTIMATED COSTS (2)	AMOUNT EXPENDED IN CURRENT YEAR (3)	AMOUNT EXPENDED IN PRIOR YEARS (3)	PROJECT STATUS
SPLOST II					
1. Renovating and modernizing the auditoriums of the Crisp County Middle School and A. S. Clark Elementary School.		\$ 4,224,186.00		\$ 4,224,186.00	Completed
2. Adding to, renovating, repairing, improving and equipping existing school buildings or other buildings or facilities useful or desirable in connection therewith, including parking areas, present football stadium, playgrounds, and physical education fields.		9,669,729.50	\$ 105,853.50	9,563,876.00	Ongoing
3. Acquiring new school equipment, including school buses and other school vehicles.		2,130,699.00		2,130,699.00	Ongoing
4. Acquiring, constructing, and equipping new additional classrooms, athletic and storage facilities.		879,409.00	16,250.00	863,159.00	Ongoing
5. Acquiring any property necessary or desirable therefor, both real and personal, including computer technology system-wide, the maximum amount of the projects to be paid with sales and use tax proceeds will be \$18,000,000.00.		3,615,424.40	3,575.00	3,611,849.40	Ongoing
	<u>\$ 18,000,000.00</u>	<u>\$ 20,519,447.90</u>	<u>\$ 125,678.50</u>	<u>\$ 20,393,769.40</u>	
SPLOST III					
1. Funding for the purpose of the securing General Obligation bonds of \$15,000,000.00 and acquiring, constructing, and equipping a new K-1 Elementary school to include land, furniture, fixtures, and equipment.			\$ 483,398.10		Ongoing
2. Acquiring, constructing and equipping additional classrooms for Blackshear Trail Elementary School and Southwestern Elementary School.					Ongoing
3. Renovating, repairing, improving, and equipping existing schools and related facilities, including without limitation, roof replacements and repairs, mechanical system repairs and replacements, parking lot repairs and renovations, improvements and renovations to physical education and athletic facilities.					Ongoing
4. Acquiring and installing system-wide instructional and administrative technology, safety, and security equipment.					Ongoing
5. Acquisition of school buses, vehicles and transportation equipment.					Ongoing
6. Acquiring any necessary property, both real and personal, and paying cost incident to accomplishing the foregoing.					Ongoing
	<u>\$ 24,000,000.00</u>	<u>\$ 24,000,000.00</u>	<u>\$ 483,398.10</u>	<u>\$ 0.00</u>	
	<u>\$ 42,000,000.00</u>	<u>\$ 44,519,447.90</u>	<u>\$ 609,076.60</u>	<u>\$ 20,393,769.40</u>	

- (1) The School District's original cost estimate as specified in the resolution calling for the imposition of the Local Option Sales Tax.
- (2) The School District's current estimate of total cost for the projects. Includes all cost from project inception to completion.
- (3) The voters of Crisp County approved the imposition of a 1% sales tax to fund the above projects. Amounts expended for these projects may sales tax proceeds, state, local property taxes and/or other funds over the life of the projects.

See notes to the basic financial statements.

(This page left intentionally blank)

CRISP COUNTY BOARD OF EDUCATION
 GENERAL FUND - QUALITY BASIC EDUCATION PROGRAM (QBE)
 ALLOTMENTS AND EXPENDITURES - BY PROGRAM
 YEAR ENDED JUNE 30, 2011

SCHEDULE "5"

DESCRIPTION	ALLOTMENTS FROM GEORGIA DEPARTMENT OF EDUCATION (1) (2)	ELIGIBLE QBE PROGRAM COSTS		
		SALARIES	OPERATIONS	TOTAL
Direct Instructional Programs				
Kindergarten Program	\$ 1,621,250.00	\$ 1,450,669.67	\$ 19,356.12	\$ 1,470,025.79
Kindergarten Program-Early Intervention Program	386,311.00	415,726.61	3,506.72	419,233.33
Primary Grades (1-3) Program	3,455,124.00	2,872,301.65	64,030.69	2,936,332.34
Primary Grades-Early Intervention (1-3) Program	530,255.00	835,947.10	10,879.98	846,827.08
Upper Elementary Grades (4-5) Program	1,653,173.00	1,339,170.48	12,212.71	1,351,383.19
Upper Elementary Grades-Early Intervention (4-5) Program	444,100.00	381,074.89	2,345.62	383,420.51
Middle School (6-8) Program	2,995,640.00	2,867,012.80	53,722.35	2,920,735.15
High School General Education (9-12) Program	2,032,843.00	2,239,056.55	268,057.26	2,507,113.81
Vocational Laboratory (9-12) Program	986,142.00	977,282.66	83,477.03	1,060,759.69
Students with Disabilities	3,432,529.00			
Category I		438,551.85	4,825.40	443,377.25
Category II		688,887.02	6,895.53	695,782.55
Category III		1,769,019.01	25,594.87	1,794,613.88
Category IV		131,383.30	2,613.24	133,996.54
Category V			5,227.50	5,227.50
Gifted Student - Category VI	788,939.00	773,309.00	1,041.28	774,350.28
Remedial Education Program	478,727.00	237,193.68	578.16	237,771.84
Alternative Education Program	220,016.00	251,339.52	15,510.29	266,849.81
English Speakers of Other Languages (ESOL)	67,568.00	36,962.32		36,962.32
TOTAL DIRECT INSTRUCTIONAL PROGRAMS	\$ 19,092,617.00	\$ 17,704,888.11	\$ 579,874.75	\$ 18,284,762.86
Media Center Program	523,728.00	601,268.14	51,440.71	652,708.85
Staff and Professional Development	98,342.00			42,043.56
TOTAL QBE FORMULA FUNDS	\$ 19,714,687.00	\$ 18,306,156.25	\$ 631,315.46	\$ 18,979,515.27

(1) Comprised of State Funds plus Local Five Mill Share.

(2) Allotments do not include the impact of the State amended formula adjustment.

See notes to the basic financial statements.

SECTION II

COMPLIANCE AND INTERNAL CONTROL REPORTS



DEPARTMENT OF AUDITS AND ACCOUNTS

270 Washington Street, S.W., Suite 1-156
Atlanta, Georgia 30334-8400

Russell W. Hinton
STATE AUDITOR
(404) 656-2174

February 2, 2012

Honorable Nathan Deal, Governor
Members of the General Assembly
Members of the State Board of Education
and
Superintendent and Members of the
Crisp County Board of Education

INDEPENDENT AUDITOR'S REPORT ON INTERNAL CONTROL OVER FINANCIAL REPORTING
AND ON COMPLIANCE AND OTHER MATTERS BASED ON AN AUDIT OF FINANCIAL
STATEMENTS PERFORMED IN ACCORDANCE WITH GOVERNMENT AUDITING STANDARDS

Ladies and Gentlemen:

We have audited the financial statements of the governmental activities, each major fund, and the aggregate remaining fund information of Crisp County Board of Education as of and for the year ended June 30, 2011, which collectively comprise Crisp County Board of Education's basic financial statements and have issued our report thereon dated February 2, 2012. We conducted our audit in accordance with auditing standards generally accepted in the United States of America and the standards applicable to financial audits contained in *Government Auditing Standards*, issued by the Comptroller General of the United States.

Internal Control Over Financial Reporting

Management of Crisp County Board of Education is responsible for establishing and maintaining effective internal control over financial reporting. In planning and performing our audit, we considered Crisp County Board of Education's internal control over financial reporting as a basis for designing our auditing procedures for the purpose of expressing our opinions on the financial statements, but not for the purpose of expressing an opinion on the effectiveness of the Crisp County Board of Education's internal control over financial reporting. Accordingly, we do not express an opinion on the effectiveness of the Crisp County Board of Education's internal control over financial reporting.

A *deficiency in internal control* exists when the design or operation of a control does not allow management or employees, in the normal course of performing their assigned functions, to prevent or detect and correct misstatements on a timely basis. A *material weakness* is a deficiency, or combination of deficiencies, in internal control, such that there is a reasonable possibility that a material misstatement of the entity's financial statements will not be prevented, or detected and corrected on a timely basis.

Our consideration of internal control over financial reporting was for the limited purpose described in the first paragraph of this section and was not designed to identify all deficiencies in internal control over financial reporting that might be deficiencies, significant deficiencies or material weaknesses. We did not identify any deficiencies in internal control over financial reporting that we consider to be material weaknesses, as defined above.

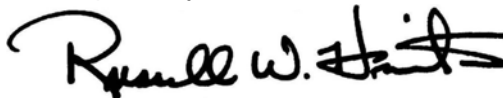
Compliance and Other Matters

As part of obtaining reasonable assurance about whether Crisp County Board of Education's financial statements are free of material misstatement, we performed tests of its compliance with certain provisions of laws, regulations, contracts and grant agreements, noncompliance with which could have a direct and material effect on the determination of financial statement amounts. However, providing an opinion on compliance with those provisions was not an objective of our audit, and accordingly, we do not express such an opinion. The results of our tests disclosed no instances of noncompliance or other matters that are required to be reported under *Government Auditing Standards*.

We noted certain matters that we have reported to management of Crisp County Board of Education in a separate letter dated February 2, 2012.

This report is intended solely for the information and use of management, members of the Crisp County Board of Education, others within the entity, Federal awarding agencies and pass-through entities and is not intended to be and should not be used by anyone other than these specified parties.

Respectfully submitted,

A handwritten signature in black ink, appearing to read "Russell W. Hinton". The signature is stylized with a large initial "R" and a long horizontal stroke at the end.

Russell W. Hinton, CPA, CGFM
State Auditor

RWH:as
2011YB-10



DEPARTMENT OF AUDITS AND ACCOUNTS

270 Washington Street, S.W., Suite 1-156
Atlanta, Georgia 30334-8400

Russell W. Hinton
STATE AUDITOR
(404) 656-2174

February 2, 2012

Honorable Nathan Deal, Governor
Members of the General Assembly
Members of the State Board of Education
and
Superintendent and Members of the
Crisp County Board of Education

INDEPENDENT AUDITOR'S REPORT ON COMPLIANCE WITH REQUIREMENTS THAT COULD HAVE
A DIRECT AND MATERIAL EFFECT ON EACH MAJOR PROGRAM AND ON INTERNAL CONTROL
OVER COMPLIANCE IN ACCORDANCE WITH OMB CIRCULAR A-133

Ladies and Gentlemen:

Compliance

We have audited Crisp County Board of Education's compliance with the types of compliance requirements described in the *OMB Circular A-133 Compliance Supplement* that could have a direct and material effect on each of its major Federal programs for the year ended June 30, 2011. Crisp County Board of Education's major Federal programs are identified in the Summary of Auditor's Results section of the accompanying Schedule of Findings and Questioned Costs. Compliance with the requirements of laws, regulations, contracts, and grants applicable to each of its major Federal programs is the responsibility of Crisp County Board of Education's management. Our responsibility is to express an opinion on Crisp County Board of Education's compliance based on our audit.

We conducted our audit of compliance in accordance with auditing standards generally accepted in the United States of America; the standards applicable to financial audits contained in *Government Auditing Standards*, issued by the Comptroller General of the United States; and OMB Circular A-133, *Audits of States, Local Governments, and Non-Profit Organizations*. Those standards and OMB Circular A-133 require that we plan and perform the audit to obtain reasonable assurance about whether noncompliance with the types of compliance requirements referred to above that could have a direct and material effect on a major Federal program occurred. An audit includes examining, on a test basis, evidence about the Crisp County Board of Education's compliance with those requirements and performing such other procedures as we considered necessary in the circumstances. We believe that our audit provides a reasonable basis for our opinion. Our audit does not provide a legal determination on Crisp County Board of Education's compliance with those requirements.

In our opinion, the Crisp County Board of Education complied, in all material respects, with the compliance requirements referred to above that could have a direct and material effect on each of its major Federal programs for the year ended June 30, 2011.

Internal Control Over Compliance

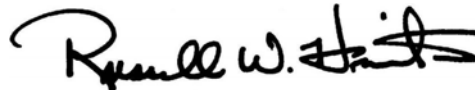
Management of Crisp County Board of Education is responsible for establishing and maintaining effective internal control over compliance with the requirements of laws, regulations, contracts, and grants applicable to Federal programs. In planning and performing our audit, we considered Crisp County Board of Education's internal control over compliance with the requirements that could have a direct and material effect on a major Federal program to determine the auditing procedures for the purpose of expressing our opinion on compliance and to test and report on internal control over compliance in accordance with OMB Circular A-133, but not for the purpose of expressing an opinion on the effectiveness of internal control over compliance. Accordingly, we do not express an opinion on the effectiveness of the Crisp County Board of Education's internal control over compliance.

A deficiency in internal control over compliance exists when the design or operation of a control over compliance does not allow management or employees, in the normal course of performing their assigned functions, to prevent, or detect and correct, noncompliance with a type of compliance requirement of a Federal program on a timely basis. *A material weakness in internal control over compliance* is a deficiency, or combination of deficiencies, in internal control over compliance, such that there is a reasonable possibility that material noncompliance with a type of compliance requirement of a Federal program will not be prevented, or detected and corrected, on a timely basis.

Our consideration of internal control over compliance was for the limited purpose described in the first paragraph of this section and was not designed to identify all deficiencies in internal control over compliance that might be deficiencies, significant deficiencies, or material weaknesses. We did not identify any deficiencies in internal control over compliance that we consider to be *material weaknesses*, as defined above.

This report is intended solely for the information and use of management, members of the Crisp County Board of Education, others within the entity, Federal awarding agencies and pass-through entities and is not intended to be and should not be used by anyone other than these specified parties.

Respectfully submitted,

A handwritten signature in black ink, appearing to read "Russell W. Hinton". The signature is stylized and cursive.

Russell W. Hinton, CPA, CGFM
State Auditor

RWH:as
2011SA-10

SECTION III

AUDITEE'S RESPONSE TO PRIOR YEAR FINDINGS AND QUESTIONED COSTS

CRISP COUNTY BOARD OF EDUCATION
AUDITEE'S RESPONSE
SUMMARY SCHEDULE OF PRIOR YEAR FINDINGS AND QUESTIONED COSTS
YEAR ENDED JUNE 30, 2011

PRIOR YEAR FINANCIAL STATEMENT FINDINGS AND QUESTIONED COSTS

No matters were reported.

PRIOR YEAR FEDERAL AWARD FINDINGS AND QUESTIONED COSTS

No matters were reported.

SECTION IV
FINDINGS AND QUESTIONED COSTS

CRISP COUNTY BOARD OF EDUCATION
 SCHEDULE OF FINDINGS AND QUESTIONED COSTS
 YEAR ENDED JUNE 30, 2011

I SUMMARY OF AUDITOR'S RESULTS

Financial Statements

Type of auditor's report issue: Governmental Activities; General Fund; Capital Projects Fund; Aggregate Remaining Fund Information	Unqualified
Internal control over financial reporting:	
▪ Material weakness identified?	No
▪ Significant deficiency identified?	None Reported
Noncompliance material to financial statements noted:	No

Federal Awards

Internal Control over major programs:	
▪ Material weakness identified?	No
▪ Significant deficiency identified?	None Reported
Type of auditor's report issued on compliance for major programs: All major programs	Unqualified
Any audit findings disclosed that are required to be reported in accordance with OMB Circular A-133, Section 510(a)?	No

Identification of major programs:

<u>CFDA Numbers</u>	<u>Name of Federal Program or Cluster</u>
84.010, 84.389	Title I, Part A Cluster
84.027, 84.173, 84.391, 84.392	Special Education Cluster
84.410	Education Jobs Fund

Dollar threshold used to distinguish between Type A and Type B programs:	\$300,000.00
Auditee qualified as low-risk auditee?	No

II FINANCIAL STATEMENT FINDINGS AND QUESTIONED COSTS

No matters were reported.

III FEDERAL AWARD FINDINGS AND QUESTIONED COSTS

No matters were reported.