

How do I sign in to Classroom?

Depending on your learning setting, sign in to Classroom with one of the following user account types:

- **School account**—Also known as a *G Suite for Education account*, this account is set up by an accredited school. It looks like *you@yourschool.edu*. If you don't know your G Suite for Education account details, ask your teacher or the school's IT admin.
- **Personal Google Account**—This is set up by you, or your parent or guardian. Typically you use a personal Google Account outside of a school setting, such as a homeschool. It looks like *you@example.com*.
- **G Suite account**—This is set up by your organization's admin. It looks like *you@yourcompany.com*.

For more information, see [About Classroom user accounts](#).

Note: Parents and guardians can't access Classroom or their child's assignments due to privacy laws. Guardians can receive email summaries if their child's teacher allows it. For more information, see [About guardian email summaries](#).


SIGN IN TO CLASSROOM


You must have an active internet connection to sign in.

Computer **Android** iPhone & iPad

Sign in for the first time

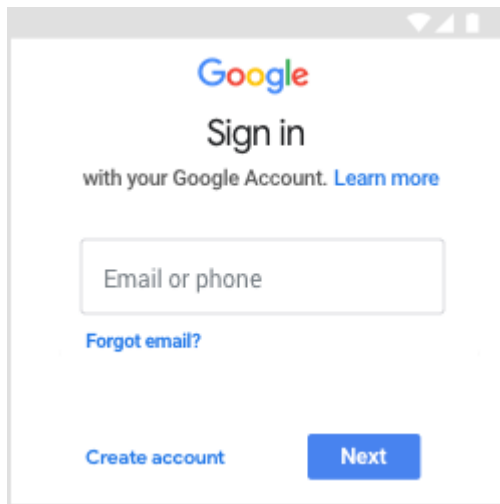
To learn more about downloading the Classroom app, see [Get the Classroom app](#).

1. Tap Classroom .
2. Tap Get Started.

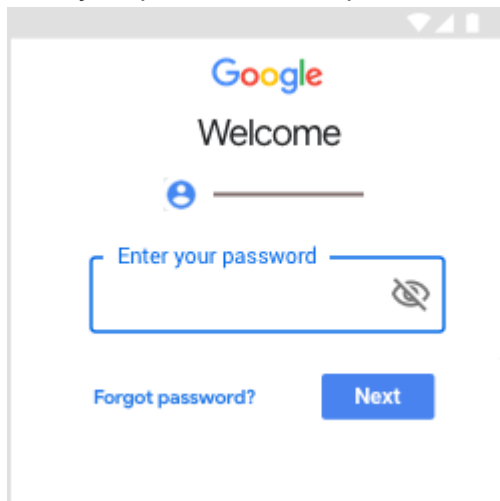


3. Tap Add account > OK.

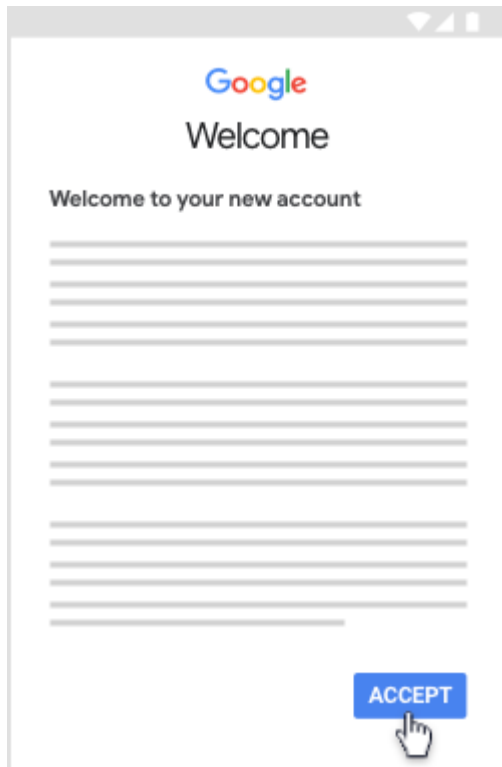
4. Enter your username and tap **Next**.



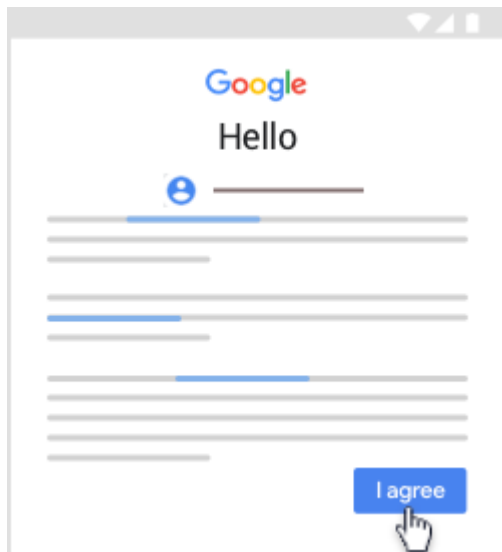
5. Enter your password and tap **Next**.



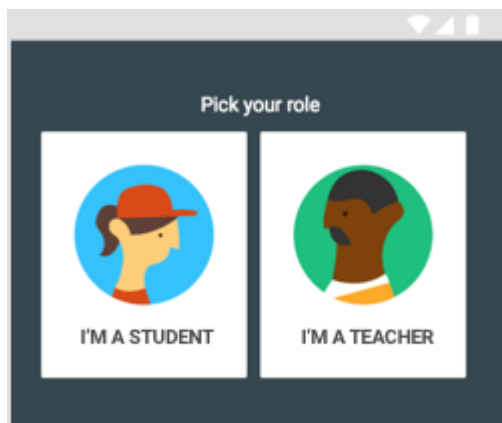
6. If there is a welcome message, read it and tap **Accept**.



7. Read the Terms of Service and Privacy Policy and tap I agree.



8. If you are using a G Suite for Education account, tap I'm A Student or I'm A Teacher.
Note: Users with personal Google Accounts won't see this option.



Ready to start using Classroom?

- Teachers—See [Create a class](#).
- Students—See [Join a class](#).

If you have trouble signing in

Error message	What it means	What you can do
Your administrator hasn't activated Classroom.	Your administrator hasn't turned on Classroom for your account.	Contact your IT administrator.
This service has been disabled by your admin.	Classroom isn't activated for your account.	Contact your IT administrator.
You can't use Classroom with this account.	You signed in to Classroom with the wrong account.	<ul style="list-style-type: none"> • Sign out and sign in again. • On the mobile app, you'll be asked to add another account. Sign in with the other account.
Has your admin activated Classroom? To use Classroom, ask your school's IT or G Suite administrator to activate Classroom for your school.	Your school doesn't use G Suite for Education.	Your school needs to sign up for G Suite for Education before you can use Classroom.

Need more help with signing in? Students, go to [Troubleshooting](#). Teachers, go to the [Google Classroom Help Community](#).

Access other areas of Classroom

Students, when you're signed in, you'll see classes your teachers created. Click **Join** to add yourself to a class. For details, see [Join a class](#).

Teachers and students, click Menu  to access other areas of Classroom.

- **Classes**—Students, navigate to any of your classes. Teachers, see how to [create a class](#).
- **Calendar**—Students, see your [class calendars](#). Teachers, track student work on [class calendars](#).
- **Work**—Students, go to [See your work for a class](#). Teachers, go to [View student work on the To-do page](#).
- **Settings**—[Change your profile photo or password](#).

Was this helpful?

Yes

No