

---

Dear K2 Families,

If you are looking for something extra to do with your child over the Summer here is a sneak peek into what your child will be learning in Literacy come September. These are the first 25 sight words that your child will learn to read, write, and spell. Practicing these words over the Summer is a great way to give your child a head start on what will be taught in September.

We look forward to working with you and your child during the 2018-2019 school year!!

Sincerely,

Ms. Stewart

Mrs. Costello

---

<b>no</b>	<b>so</b>	<b>go</b>
<b>is</b>	<b>on</b>	<b>it</b>
<b>in</b>	<b>do</b>	<b>me</b>
<b>can</b>	<b>you</b>	<b>up</b>
<b>a</b>	<b>I</b>	<b>an</b>
<b>am</b>	<b>the</b>	<b>and</b>
<b>he</b>	<b>my</b>	<b>we</b>
<b>like</b>	<b>to</b>	<b>at</b>
<b>see</b>		


---

## K2 School Supply List

2018-2019

- 4 Glue Sticks
- 1 box of 24 crayons (basic crayons—No glitter or twistables)
- 1 box of markers
- 1 pair of child safety scissors
- 2 large pink erasers
- 4 Ticonderoga Beginner Pencils
- 1 school bag
- 1 lunch box
- 1 marble composition notebook
- 1 plastic pencil box
- 1 pocket folder (A red folder for girls and a green folder for boys)
- 1 bottle of Hand Sanitizer
- 1 box of tissues
- 1 bottle of disinfecting wipes
- 1 package Xerox copy paper
- Please send in \$10 to cover the cost of Scholastic Magazine. These are educational magazines.

*Please be sure to label your child's belongings with his/her name.*



## Summer Book List for Children Entering PreK to Gr. 2

**WHY:** The goal of distributing a summer book list is to encourage our students to continue to practice and develop their reading skills. We hope that our students will choose books at their comfortable/independent reading level to enjoy! The attached list includes books at many levels for incoming students. The list also includes wonderful books that might be read aloud to children. However, the list is by no means all encompassing. There are many other terrific books to read and enjoy!

**HOW:** When selecting books to *read*, children should be sure that the book is "just right!" They might ask themselves...

- Is this book *new* to me?
- Do I know *most* of the words in the book?
- Am I able to read *smoothly and with understanding*?

In addition, children receive important benefits when someone reads aloud to them. They are able to profit from the wonderful modeling of adult readers and enjoy the comfortable sharing of books they may not be able to read independently.

**INCENTIVE:** Attached is a log for students to record their reading time throughout the summer. They should color in a flower for every 15 minutes they read independently or enjoy a book read aloud. Students with completed reading logs will receive a certificate if they complete the project.

## Happy Reading!



# Saint John Paul II 2017-2018 Summer Reading Selections

## Grades Pre K- Grade 2

### Traditional Literature and Poetry for Reading, Listening, and Viewing

#### Traditional Literature

Aesop's fables  
 Rudyard Kipling's *Just So Stories*  
 Selected Grimm and  
 Hans Christian Andersen fairy tales  
 Selected French fairy tales  
 The Bible as literature: Tales including  
 Jonah and the whale, Daniel and the  
 lion's den, Noah and the Ark, Moses  
 and the burning bush, the story of  
 Ruth, David and Goliath

#### Poetry

Mother Goose nursery rhymes  
 John Ciardi  
 Rachel Field  
 David McCord  
 A.A. Milne  
 Christina Rossetti

### Picture Book Authors and Illustrators

Edward Ardizzone  
 Ludwig Bemelmans  
 Margaret Wise Brown  
 John Burningham  
 Virginia Lee Burton  
 Randolph Caldecott  
 Edgar Parin and Ingrid Aulair  
 Wanda Gág  
 Theodore Geisel (Dr. Seuss)  
 Kate Greenaway  
 Shirley Hughes  
 Crockett Johnson

Ruth Kraus  
 Robert Lawson  
 Munro Leaf  
 Robert McCloskey  
 A. A. Milne  
 Elise Holmelund  
 Minarik  
 William Pène du Bois  
 Beatrice Potter  
 Alice and Martin  
 Provensen  
 H. A. and Margaret  
 Rey

Maurice Sendak

### Suggested Books

Pre K, K I & K II  
 Eating the Alphabet by Lois Elbert  
 Don't Forget the Bacon by Pat Hutchins  
 Will I Have a Friend? by Miriam Cohen  
 Harold and the Purple Crayon by C. Johnson  
 Count the Ways, Little Bear by J. London  
 The Napping House by Audrey Wood  
 Grade 1  
 Alexander and the Terrible, Horrible, No Good  
 Very Bad Day by Judith Viorst  
 Bedtime for Frances by Russell Hoban  
 Berenstain Bears by Stan and Jan Berenstain  
 Blueberries for Sal by Robert McCloskey  
 The Madeline books by Ludwig Bemelmans  
 The Very Hungry Caterpillar by Eric Carle  
 Grade 2  
 The Adventures of Pinocchio by Carlo Collod  
 The Arthur books by Marc Brown  
 Strega Nonna by Tomie De Paola  
 The Paper Crane by Molly Bang  
 The Giving Tree by Shel Silverstein  
 Dinosaur and the Dinosaurs by Syd Hoff  
 Stopping by the Woods by Robert Frost

SUMMER READING LOG ~ Grades Prek ~ 2

NAME: \_\_\_\_\_

GRADE: \_\_\_\_\_

Each day you read or are read to for 15 minutes or more, color in the picture after you complete the reading.

*Week One:*

Name of Book: \_\_\_\_\_

Name of Book: \_\_\_\_\_


Name of Book: \_\_\_\_\_

Name of Book: \_\_\_\_\_

Name of Book: \_\_\_\_\_



*Week Two:*



Name of Book: \_\_\_\_\_

Name of Book: \_\_\_\_\_

Name of Book: \_\_\_\_\_

Name of Book: \_\_\_\_\_

Name of Book: \_\_\_\_\_

*Week Three:*



Name of Book: \_\_\_\_\_  
Name of Book: \_\_\_\_\_  
Name of Book: \_\_\_\_\_  
Name of Book: \_\_\_\_\_  
Name of Book: \_\_\_\_\_

*Week Four:*



Name of Book: \_\_\_\_\_  
Name of Book: \_\_\_\_\_  
Name of Book: \_\_\_\_\_  
Name of Book: \_\_\_\_\_  
Name of Book: \_\_\_\_\_

*Week Five:*



Name of Book: \_\_\_\_\_  
Name of Book: \_\_\_\_\_  
Name of Book: \_\_\_\_\_  
Name of Book: \_\_\_\_\_  
Name of Book: \_\_\_\_\_

*Week Six:*



Name of Book: \_\_\_\_\_  
Name of Book: \_\_\_\_\_  
Name of Book: \_\_\_\_\_  
Name of Book: \_\_\_\_\_  
Name of Book: \_\_\_\_\_

*Week Seven:*



Name of Book: \_\_\_\_\_  
Name of Book: \_\_\_\_\_  
Name of Book: \_\_\_\_\_  
Name of Book: \_\_\_\_\_  
Name of Book: \_\_\_\_\_

*Week Eight:*



Name of Book: \_\_\_\_\_  
Name of Book: \_\_\_\_\_  
Name of Book: \_\_\_\_\_  
Name of Book: \_\_\_\_\_  
Name of Book: \_\_\_\_\_



*Week Nine:*



Name of Book: \_\_\_\_\_  
Name of Book: \_\_\_\_\_  
Name of Book: \_\_\_\_\_  
Name of Book: \_\_\_\_\_  
Name of Book: \_\_\_\_\_

*Week Ten:*



Name of Book: \_\_\_\_\_  
Name of Book: \_\_\_\_\_  
Name of Book: \_\_\_\_\_  
Name of Book: \_\_\_\_\_  
Name of Book: \_\_\_\_\_

Reviewed by: \_\_\_\_\_  
Parent Signature

\_\_\_\_\_ Date

Please hold on to this paper and bring it to school by September 21<sup>st</sup> You will receive a certificate if you complete this project. Happy Reading!

SAINT JOHN PAUL II CATHOLIC ACADEMY


# Entering K2 Summer Math

---

Show 5 in the ten frame below.



Draw the number 1.




Then draw 1 thing.

Match the number with its name.

- 1
- 2
- 3
- 4
- 5
- 6
- 7
- 8
- 9
- 10

- three
- one
- two
- six
- four
- five
- ten
- nine
- seven
- eight

Copy the circle.





What comes next?


1, 2, \_\_\_\_\_

4, 5, \_\_\_\_\_


7, 8, \_\_\_\_\_

Monday 6/27	Tuesday	Wednesday	Thursday	Friday
Show 2 in the ten frame below. 	Draw the number 2. _____ - - - - - _____ Then draw 2 things.	Match the number with it's name. 2            three 3            one 1            two 7            six 5            four 4            five 9            ten 7            nine 8            seven 10          eight	Copy the square 	What comes next? 2, 3, ____ 5, 6, ____ 8, 9, ____

Show 3 in the ten frame below.




Draw the number 3.

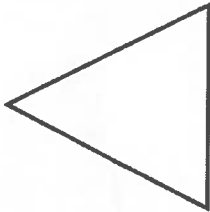


Then draw 3 things.

What number does the ten frame show.



Copy the triangle.






What number comes before?

—, 2, 3

—, 5, 6


—, 8, 9

Monday	Tuesday	Wednesday	Thursday	Friday
<p>Show 4 in the ten frame below.</p> 	<p>Draw the number 4.</p> <p>_____</p> <p>-----</p> <p>_____</p> <p>Then draw 4 things.</p>	<p>What number does the ten frame show.</p> 	<p>Copy the rectangle.</p> 	<p>What number comes before?</p> <p>____, 3, 4</p> <p>____, 6, 7</p> <p>____, 9, 10</p>

Show 5 in the ten frame below.



Draw the number 5.




Then draw 5 things.


What number does the ten frame show.



Copy the star.




Write the numbers one and two.




**Monday 7/25**

Show 6 in the ten frame below.



**Tuesday**



Draw the number 6.



Then draw 6 things.

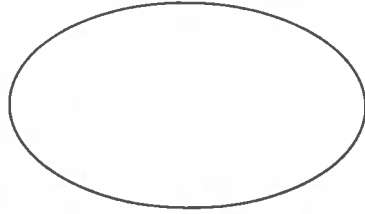
**Wednesday**

Count the stars.




**Thursday**

Copy the oval.



**Friday**

Write the numbers three and four.

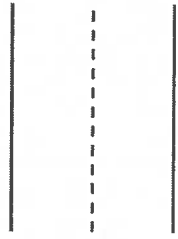




Show 7 in the ten frame below.




Draw the number 7.



Then draw 7 things.


Count the marbles.



Draw a circle.

Draw a square.


Write the numbers five and six.



Show 8 in the ten frame below.




Draw the number 8.



Then draw 8 things.

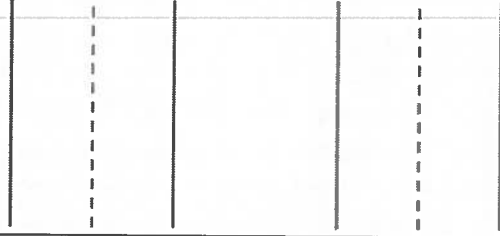
Count the smiles.



Draw a triangle.

Draw a rectangle.

Write the numbers seven and eight.



Show 9 in the  
ten frame  
below.


Draw the  
number 9.

\_\_\_\_\_

-----

\_\_\_\_\_

Then draw 9  
things.

Count the people.



\_\_\_\_\_

-----

\_\_\_\_\_

Draw an  
oval.

Draw a star.

Write  
the  
numbers  
nine and  
ten.

\_\_\_\_\_


-----

\_\_\_\_\_

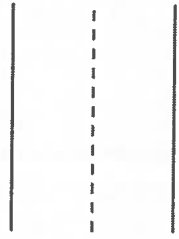
-----

\_\_\_\_\_

Show 10 in the ten frame below.


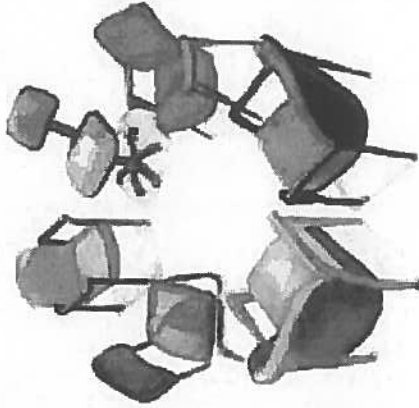


Draw the number 10.

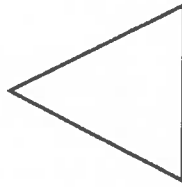



Then draw 10 things.

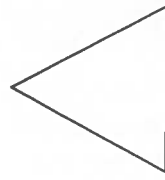
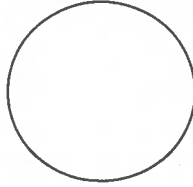
Count the chairs.



Color the circle blue.



Color the square blue.



**Monday 8/29**

Show your favorite in the ten frame below.



**Tuesday**

Draw your favorite number.

\_\_\_\_\_

-----

\_\_\_\_\_

Write your number's name.

\_\_\_\_\_

-----

\_\_\_\_\_

**Wednesday**

Draw your favorite shape.

Write your shape's name.

\_\_\_\_\_

-----

\_\_\_\_\_

**Thursday**

Draw your favorite shape.



\_\_\_\_\_

-----

\_\_\_\_\_

**Friday**

Color the triangle blue.

