



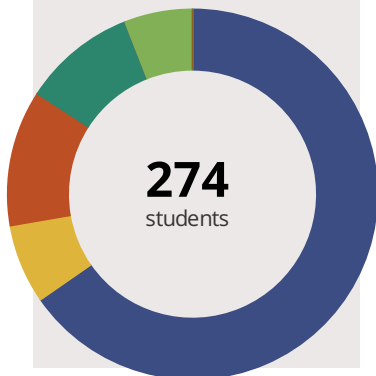
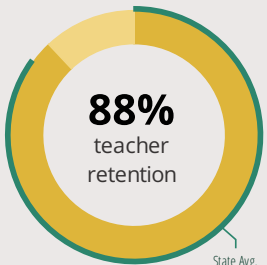
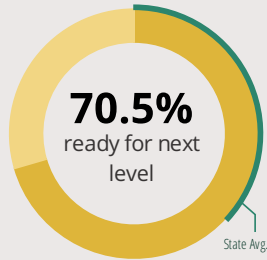
# Park View Elem School

341 N Elizabeth St Lombard, IL 60148 (630) 827-4040

Grades: P - 5  
District: Lombard SD 44

Principal: Roberta Wallerstedt  
Superintendent: Mr.Theodore Sec

## FAST FACTS



## Academic Success

Elementary All Illinois students in grades 3-8 take the PARCC assessment each year. High school students take the SAT in Math and English Language Arts.

<b>School</b>	Fewer than 10 students
<b>District</b>	Fewer than 10 students
<b>State</b>	Fewer than 10 students

■ Did Not Meet 
 ■ Partially Met 
 ■ Approached 
 ■ Met 
 ■ Exceeded

## Success by Student Group

This display shows PARCC performance levels for each student group. No data is shown for groups with fewer than 10 students.

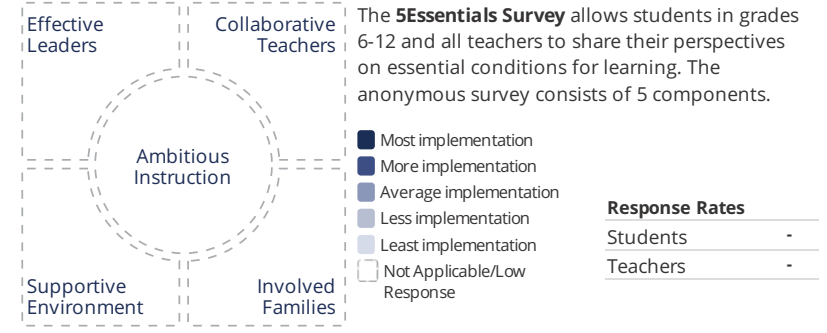
<b>White</b>	Fewer than 10 students
<b>Black</b>	Fewer than 10 students
<b>Hispanic</b>	Fewer than 10 students
<b>Low Income</b>	Fewer than 10 students
<b>English Learners</b>	Fewer than 10 students
<b>With Disabilities</b>	Fewer than 10 students

■ Did Not Meet 
 ■ Partially Met 
 ■ Approached 
 ■ Met 
 ■ Exceeded

## Student Characteristics

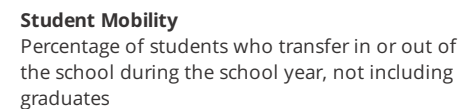
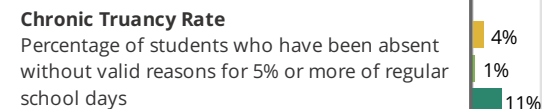
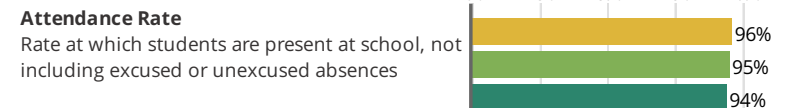
<span style="color: blue;">■</span> White	66%	<span style="color: lightgrey;">■</span> Low Income	21%
<span style="color: yellow;">■</span> Black	7%	<span style="color: lightgrey;">■</span> English Learners	7%
<span style="color: orange;">■</span> Hispanic	12%	<span style="color: lightgrey;">■</span> With Disabilities	18%
<span style="color: green;">■</span> Asian	10%	<span style="color: lightgrey;">■</span> Homeless	0%
<span style="color: purple;">■</span> American Indian	0%		
<span style="color: lightgreen;">■</span> Two or More Races	6%		
<span style="color: brown;">■</span> Pacific Islander	0%		

## School Environment



- Effective Leaders**  
Do principals and teachers implement a shared vision for success?
- Collaborative Teachers**  
Do teachers collaborate to promote professional growth?
- Ambitious Instruction**  
Are the classes challenging and engaging?
- Supportive Environment**  
Is the school safe, demanding, and supportive?
- Involved Families**  
Does the entire staff build strong external relationships?

## Student Attendance and Mobility





# Park View Elem School

## School Highlights

### Academic Courses

Band, English Language Support, Literacy Support Services, Orchestra

### Career Development Courses and Programs

### Physical Education, Health and Wellness

Child Assault Prevention, Health Education Courses, Human Growth and Development, Nutrition

### Athletics

5th Grade Running Club

### Other Programs and Activities

After School Care, Before School Care, Chess Club, Club Advisory, Differentiated Math Support, Differentiated Reading Support, Family Nights, Fire Safety and Prevention, Homework Club, Junior Achievement, Kiwanis Program, Lunch Advisory, New Student Ambassadors, On-Site Dental Services, PTA, Student Council/Government, Tutoring Program

### School Personnel Resources

English as a Second Language Teacher, Instructional Facilitator, Paraprofessional, Reading Specialist, School Nurse, School Psychologist, School Social Worker, School Social Worker Intern, Special Education Teacher, Speech Language Pathology Teacher

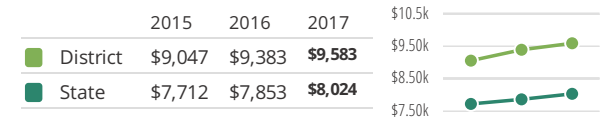
### School Awards

2009-2014 Park View School awarded the Academic Excellence category from the State of Illinois. September 30, 2014, Park View School was named a 'Blue Ribbon' School by the U.S. Department of Education under the 'Exemplary High Performing' category. Park View was named, 'One of 50 Inspiring Schools Meeting The Challenge; by thebestschools.org.

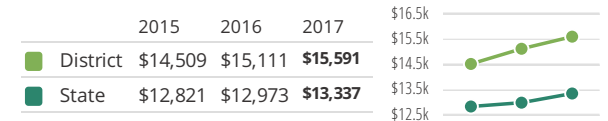
### Facilities

## District Finance

**Instructional Spending per Pupil** includes only the activities directly dealing with the teaching of students or the interaction between teachers and students.



**Operational Spending per Pupil** includes all costs for overall operations in this school's district, including Instructional Spending, but excluding summer school, adult education, capital expenditures, and long-term debt payments.



## Educator Measures

This school has had **1 principal(s)** over the past 6 years. In the last three years, an average of **88% of teachers** return to this school each year.

## FOR MORE INFORMATION

Visit [IllinoisReportCard.com](http://IllinoisReportCard.com) to see additional details about each item of information for this school. There you will find charts spanning multiple years, detailed explanations, resources, more of the school's programs and activities, and powerful tools that let you dig deeper into data.

Most of this data has been collected by ISBE from school districts through data systems. Some information, such as the School Highlights, is entered directly by principals and can be updated throughout the year.