



MISSOURI VALLEY

Built on Pride,
Destined for Greatness

August 7, 2019

Dear Parents, Guardians and Students:

The Missouri Valley High School faculty and I look forward to seeing all of our families and students as the school year begins. As I enter my 9th year as high school principal, 29th year at Missouri Valley, I have found each year brings a chance for positive change and a fresh start for our new and returning students. We will continue to strive to challenge each student to grow academically and social-emotionally in order to graduate students that are college and career ready. I am honored to serve as principal of Missouri Valley High School and enjoy working in a community that continually works to build positive relationships with the school, staff, and students. I am looking forward to a great 2019-2020 school year! Please use the information below as a reference for the beginning of the year and beyond!



NEW for 2019-2020!! 1-1 TECHNOLOGY INITIATIVE-PHASE II

In phase two of the project, high school students entering 9th grade and will be given a Chromebook to take home on a daily basis to use for instructional purposes. This means that current students in grades levels 9-11 will now have access to individual technology for educational purposes. Students that are in 12th grade will have the option to check out school machines for academic purposes. They can also access machines that are available in our computer labs.

Students entering 9th grade will have a Freshmen Orientation meeting on the evening of Open House, Wednesday, August 21, 7:00 pm in the high school auditorium. At this time, high school topics will be discussed and releases for the Chromebooks can be signed. *No Chromebooks will be sent home with students until the appropriate releases have been signed.* I would highly encourage you and your student to attend this event! (See additional information regarding Open House below)

*****NEW for 2019-2020*****

Students will not be allowed to carry wearable bags of any kind. Examples include but are not limited to: backpacks, fanny packs, drawstring bags, purses, or the like. Students will be expected to use their locker to store school and personal items. All hallway lockers at the high school have built in locks to ensure student's items are secured. Items of large value should not be brought to school. PE clothing can be stored in a bag in the student's hallway locker and taken to PE class, or stored in the PE locker room. PE teachers make locks available to students for use in the PE locker room area during their first class.



Students will be required to carry their Chromebook in the school provided bag. Small pencil pouches will be allowed to carry necessary supplies.

ACTIVITIES/ATHLETICS

We encourage all students to participate in a club, activity, or sport throughout the school year. To participate in sports, including Fall cheerleading, cross-country, dance team, football, or volleyball each student needs:

1. A completed Physical this is signed by a Dr. and parent
2. To be registered on the Family ID system. Please use [this link](#) or go to the school webpage or Facebook page to register your student for fall athletics.

Students must be registered and a physical submitted in the HS office or online BEFORE students are allowed to participate.



OPEN HOUSE

Please remember, this is your school and you are always welcome to stop in! We look forward to seeing you at our **OPEN HOUSE on Wednesday, August 21, from 6:00pm to 8:00pm**. Students can receive their schedules and get locker combinations. Staff members will be present and will welcome any questions that you may have. If you are new to the building or school, this is your chance to meet our teachers and other staff members before the first day of school. ***There will be a brief presentation for all freshman parents and students at 7:00 pm in the auditorium and includes Chromebook agreement forms for parents and students.***

IMMUNIZATIONS

All 7th and 12th grade students must provide documentation of the meningococcal vaccine. The following guidelines include:

- A one-time dose received on or after 10 years of age for students in 7th grade or above if born after Sept. 15, 2004.
- Two doses, with one dose received on or after 16 years of age for students in grade 12, born after Sept. 15, 1999; or one dose if received when students are 16 years-of-age or older.



Remember that incoming 7th and 12th graders who do not have a new state-required vaccination, or waiver, will not be able to start classes in August. Don't let this change in Iowa law impact the first day of school for your student. Contact your doctor's office or the school to find out which vaccinations are needed to attend school.

DENTAL SCREENINGS

Dental screenings are **REQUIRED** for all freshman students. Please provide proof of a dental screening. Forms are available at most dentist's offices and will also be available in the high school office.

FREE dental screenings for 9th grade students are tentatively scheduled to be available from 6:00-7:00 pm during Open House on Wednesday, August 21. Stop in the office for additional information on that evening.

OUR TYPICAL SCHOOL DAY

8:10 - Start of 1st Period

11:46 - 12:12 - Lunch

2:58 - 3:25 – Homeroom/Enrichment/Intervention Time

STUDENTS 1ST DAY of CLASSES

Friday, August 23rd is the 1st day of classes. 1st Period begins at 8:10 a.m. and students will be dismissed at 3:25 p.m. Students taking IWCC courses will start according to the Iowa Western calendar and their scheduled courses. Any student currently enrolled in IWCC classes should have received information from the college regarding orientation and how to log in to your IWCC account.

LUNCH ACCOUNT BALANCES

All lunch accounts must stay in the positive throughout the school year. Per Board Policy, no charges will be allowed if the balance is over -\$10.00. Likewise, an alternate meal does not need to be served to high school students per state guidelines. Please keep your students lunch balance up to date or send them with a sack lunch.

**** UPDATED FOR 2019-2020** STUDENT ATTENDANCE**

Your student's regular attendance is proven to be a key factor in their academic achievement! Please remember some of these key points about attendance and check out the [high school attendance policies](#) on page 12 of the HS Handbook.

1. We listened to feedback from the SIAC committee regarding attendance notifications and reworked the policy and the language to balance attendance accountability with appropriate notifications to parents regarding their student's attendance status.
2. Students are at risk academically if they miss 10 percent of the school year, or about 18 days. Once too many absences occur, they can affect learning, regardless of *whether absences are excused or unexcused*.
3. Chronic absence, missing 10 percent or more of the school year does not just affect the students who miss school. Teachers have to slow down, review, and provide assistance to those who are absent and slow down the learning process for all students.
4. Reducing chronic absence can help close the achievement gap.



STUDENT PLANNERS/HANDBOOK

Students WILL NOT be issued planner or the student handbook this year. In receiving feedback from students, they did not use the planners on a regular basis. If your student has a need for a planner, please communicate with me, or Jamie Justesen, the high school counselor, and we will work to get your student the necessary materials. Students are responsible for the material inside the student handbook. The handbook can be found on the school webpage at [HS Handbook](#).

INFINITE CAMPUS

Please make sure that you have access to Infinite Campus. You will be able to keep track of grades, missing assignments, lunch balances, attendance, and receive important messages. We will also be using Infinite Campus to communicate emergencies and weather-related messages to parents and students. Contact the high school office if you need information for sign-up. Daily announcements are also posted on the students portal account. If you need to install the app on your smart phone, please see the directions attached at the end of this newsletter.

ELECTRONIC DEVICES

Devices are allowed to be brought to school by students. All devices may be used in the classroom for academic purposes and only by teacher approval. If a student does not follow the appropriate guidelines for electronic device usage as stated in the handbook, their devices may be confiscated for the day. If the device is confiscated three or more times, then the device will only be released to the parent at the end of the day.

With the addition of Chromebooks for our students, the use of cell phones for academic purposes is fading. Therefore, please discuss with your student prior to school about the appropriate use of cell phones during school hours.

DRESS CODE

Please make sure your student is dressed appropriately for the learning environment. You can check out the dress code in the student planner/handbook at: [HS Handbook](#).

DRIVING/PARKING LOT

Please encourage your student to be cautious when driving to school and on school property. Encourage them to drive slowly through the parking lot area when arriving and leaving school due to the numerous amount of students being picked up and dropped off. There is no loitering allowed in the parking lot.

Also, encourage your students to have PRIDE in our school and community by not disposing of their garbage in the high school parking lot. How we take care of our facilities represents to others our feelings about school, self, and others!

SCHOOL SUPPLIES

At the high school level, we do not have specific school supply lists due to the variety of teachers and classes your student will have throughout the year. I would encourage you to provide some basic supplies; pencils, pens, notebooks, highlighters, and some organizational folders or other tools. Teachers may have other suggestions for your student as the year starts. If you are in need of supplies for your student, please contact the high school office and we will work to ensure they have what they need.

PREPARING YOUR HIGH SCHOOL STUDENT FOR BACK-TO-SCHOOL

Source: <https://teens.lovetoknow.com/back-school-tips-high-school-students>

Get Plenty of Rest

Having an adequate amount of sleep is imperative to a successful high school career. Students who tend to sleep less than eight hours a night may not be as awake or alert during the day. In addition to school work, if you plan to participate in after-school activities or sports, you will need to rest up to do your best.

Eat Breakfast and Lunch

Always start your school days off with a healthy breakfast to get you through the day until lunch. If you are not a big breakfast eater, then consider eating a protein bar or smoothie to stave off hunger. If you tend to eat later in the morning, you may want to carry a small snack to munch on between classes before lunch. If you do not like the school lunch, you can pack lunch to take to school. This way you have exactly the kinds of foods you enjoy.

Keep Your Locker Organized

There are several types of locker organization systems available. Choose a shelving system that allows you to store your books and folders in an upright position. This will be especially helpful for when you are rushing to your locker between classes. In addition, hang a magnetic, dry erase board on the inside door to help you keep track of the day's to-do list.

Organize Classes with Binders

Purchase color-coded binders to use for each class. This will not only help when you are looking in your locker for a specific class, but you can also store all the class notes in one area without mixing them up with another class. Choose binders with a clear front sleeve that allows you to display a weekly class calendar.

Talk with People

There is no reason to be shy with new people. Whether you are returning to high school, or you are new, talk with the people around you. Look to your left and right, and meet the people on either side of your locker - they'll be there all year long. In addition to making friends, talking with people may help you with class work and trying out for sports.

Get Involved

Look at the list of after school sports and clubs available to you. Pick something that interests you, and join the team. This not only looks good on your college resume, but it is a great way to meet people, exercise your brain or body and show your school spirit.

Attend Orientation

Newbies should always attend school orientation. Even students who are going into their senior years will want to attend orientation. It is a great way to meet students, teachers and hear what is going on with the class.

Sit in Front

Do not slink into the back row of a classroom because you will get called on more, and you may not hear everything the teacher has to say. Stick near the front or middle, unless you have assigned seats, for the best experience.

Create a Homework Area

Assign a place at home that is your designated homework area. This area should be off-limits to anyone besides you during your designated homework time. Choose an area that is free of distractions, such as a desk in your room or dining room table, so you can concentrate on school work.

Prepare for the Next Day

Lay out your clothes, books and [other things](#) you may need for the following day of school. If you pack your own lunch, consider doing it the night before to cut down on the morning rush.

SOCIAL MEDIA

Check out our Facebook and Twitter feeds for updates, announcements, and school happenings. Our school website is also a great resource!
www.movalleyschools.org



I am excited for the upcoming school year! If you ever have any questions, comments, or concerns related to anything related to your child or the school, please do not hesitate to contact me.

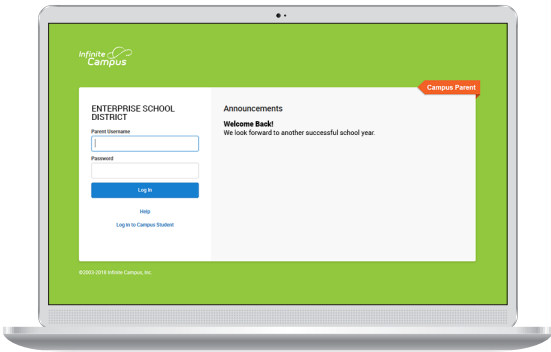
Kristie Kruckman

High School Principal

(712) 642-4140 kkruckman@movalleycsd.org



Parents & Students, information is at your fingertips.

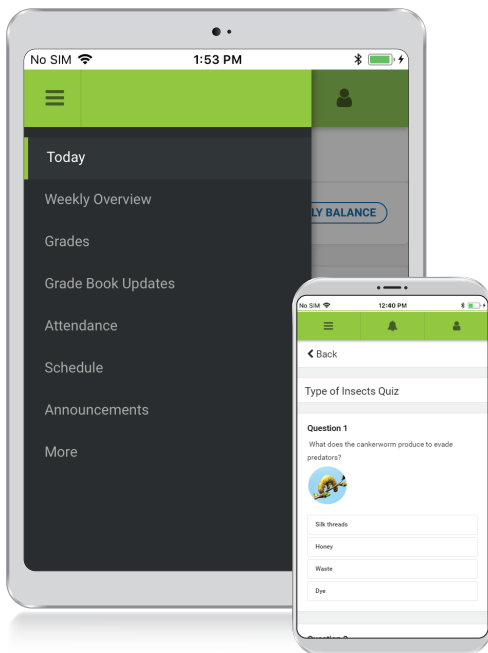


Access on the Web Campus Student and Campus Parent

Campus Student and Campus Parent are designed to provide real-time access to student information. The easy-to-use design displays what is currently happening in the classroom so you can understand, monitor, and participate in the educational process.

- » Announcements
- » Assignments
- » Attendance
- » Grades
- » Schedules

AND



Download the Mobile App Campus Student and Campus Parent

Announcements

Quickly see district announcements as they are posted.

Assignments

Browse assignments by specific class or due date.

Attendance

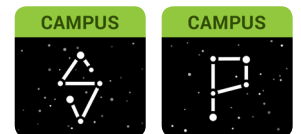
Review attendance events in summary and detail form.

Grades

Immediate access to grades as they are posted.

Schedule

Review schedule from anywhere, at any time.



Infinite Campus Mobile Apps can be downloaded through the Apple App Store or Google Play Store



Learn more at
infinitecampus.com/parents-students