

# Preliminary DF3 17-18

Grade	ELA		Math	
	Level 3 Cut Score	Distance from 3	Level 3 Cut Score	Distance from 3
3	2432	-46	2436	-63
4	2473	-59	2485	-78
5	2502	-78	2528	-131
6	2531	-75	2552	-131
Avg.		-65		-101

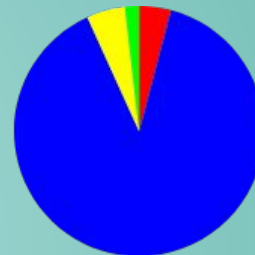
# College Heights



Principal - Lynn McEntire  
Vice Principal - Celeste Woodard

17/18 Attendance:	94.15%
17/18 Enrollment:	868
17/18 EL Population:	39.3%

## Demographic Data:



89.1%	Hispanic
4.1%	African American
5.0%	White
1.8%	Other

## EL Reclassification

2015-16		2016-17		2017-18	
# of Students	%	# of Students	%	# of Students	%
3	8.7%	74	19.5%	32	10%





## Smarter Balanced Data (3 yr Trend)

		African American				Hispanic				White				Other				School Wide			
		Not Met	Nearly Met	Met	Exceed.	Not Met	Nearly Met	Met	Exceed.	Not Met	Nearly Met	Met	Exceed.	Not Met	Nearly Met	Met	Exceed.	Not Met	Nearly Met	Met	Exceed.
ELA	17-18	74%	21%	5%	0%	51%	22%	19%	8%	59%	24%	18%	0%	N/A	N/A	N/A	N/A	52%	22%	18%	8%
	16-17	61%	28%	6%	6%	49%	22%	22%	7%	50%	17%	22%	11%	N/A	N/A	N/A	N/A	49%	22%	21%	7%
	15-16	78%	11%	0%	11%	59%	22%	13%	6%	46%	8%	35%	12%	N/A	N/A	N/A	N/A	58%	22%	14%	7%
Math	17-18	95%	0%	5%	0%	66%	20%	11%	3%	59%	24%	12%	6%	N/A	N/A	N/A	N/A	66%	20%	11%	3%
	16-17	67%	28%	6%	0%	57%	28%	10%	5%	50%	22%	28%	0%	N/A	N/A	N/A	N/A	57%	27%	10%	5%
	15-16	72%	17%	11%	0%	64%	23%	10%	3%	44%	20%	32%	4%	N/A	N/A	N/A	N/A	64%	23%	11%	3%

Note: N/A displayed for <10 students.

# California School Dashboard

## Status and Change Report

State Indicator	All Student Performance	Status	Change
Chronic Absenteeism	N/A	N/A	N/A
Suspension Rate		Medium 2%	Declined -0.5%
English Learner Progress		Medium 68.6%	Increased +3.9%
English Language Arts		Very Low 72.9 points below level 3	Increased +13.9 points
Mathematics		Low 91.3 points below level 3	Increased +5.4 points

Performance Levels:  Blue (Highest)  Green  Yellow  Orange  Red (Lowest)

## Staffing Structure

Kinder Teachers 6
1st Grade Teachers 5
2nd Grade Teachers 6
3rd Grade Teachers 4
4th Grade Teachers 4
5th Grade Teachers 4
6th Grade Teachers 4
Special Ed Teachers 6
Support Staff by Position Intervention Specialist - 2 Academic Coach - 1

# College Heights



## School Programs

SPED - M/M, AUT

STAR Math Pilot

Thinking Maps School