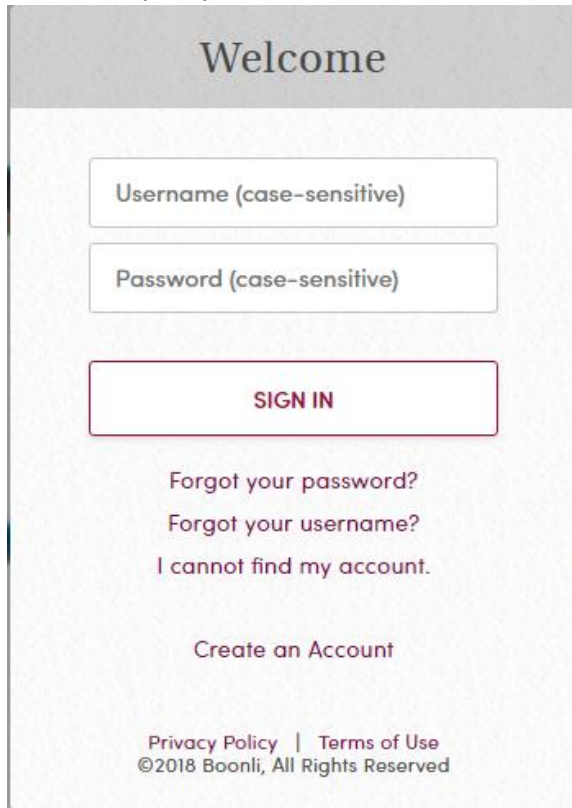


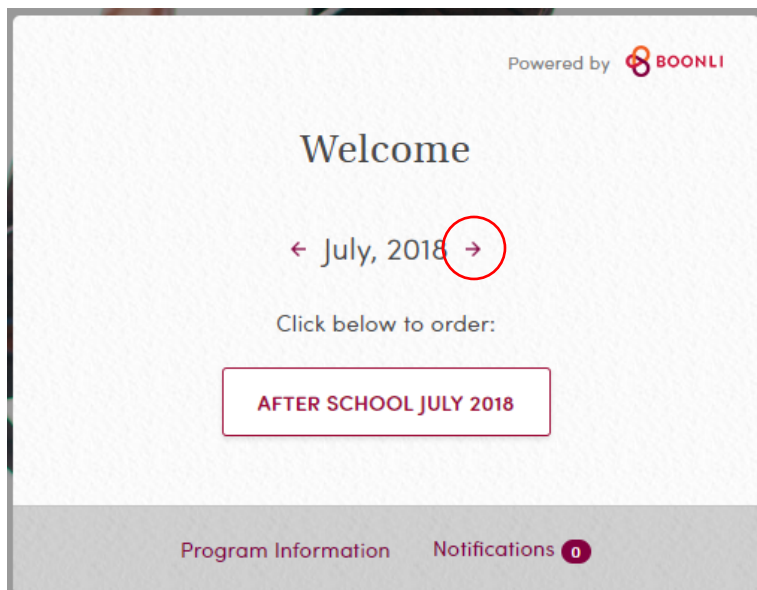
Help Guide: Ordering Catered Lunch 2018 – 19 School Year

- 1) Login to your Boonli account (used for catered lunch) through the site <http://unionacademy.boonli.com> (If you are returning, use the same login information you used in previous years for catered lunch. If you do not remember your password, use the links on the site and please **do not create a new account.**)



The screenshot shows a login page with a grey header containing the word "Welcome". Below the header are two input fields: "Username (case-sensitive)" and "Password (case-sensitive)". A red "SIGN IN" button is positioned below the password field. Underneath the button are three links: "Forgot your password?", "Forgot your username?", and "I cannot find my account.". At the bottom of the form area is a link for "Create an Account". The footer contains the text "Privacy Policy | Terms of Use" and "©2018 Boonli, All Rights Reserved".

- 2) Once logged in, you will first see July's calendar to order After School. Please see the help guide for After School. If you are just ordering lunch, use the right arrow next to July, 2018 to advance to August 2018.



The screenshot shows a dashboard with a grey header that says "Powered by BOONLI". The main content area has a "Welcome" heading. Below it is a navigation bar with "← July, 2018 →", where the right arrow is circled in red. Underneath is the text "Click below to order:" followed by a red button labeled "AFTER SCHOOL JULY 2018". The footer contains "Program Information" and "Notifications 0".

3) Choose the Catered Lunch August 2018 menu.

Powered by 

Welcome

← August, 2018 →

Please make your selection:

**AFTER SCHOOL AUGUST
2018**

**CATERED LUNCH AUGUST
2018**


[Program Information](#) [Notifications **1**](#)

4) Each day ordering will be available, you will see a circle. The first day for catered lunch is August 6th. Click that day to begin ordering.


Catered Lunch August 2018 +

SUN	MON	TUES	WED	THURS	FRI	SAT
			1	2	3	4
5	6	7	8	9	10	11
12	13	14	15	16	17	18
19	20	21	22	23	24	25
26	27	28	29	30	31	

5) Once you click a day, a menu similar to below will come up. Click on each item you'd like to order.

 A La Carte (10 items) -

Lunch Basket Wrap Chicken Pita \$3.50	Lunch Basket Wrap Philly Cheesesteak \$3.50
Lunch Basket Wrap Baked Potato \$2.50	Lunch Basket Wrap Harvest Salad \$3.75
UA APPLE \$0.50	UA CARROTS \$1.00
UA CHIPS \$0.75	UA FROZEN YOGURT \$0.50
UA FRUIT CUP \$0.50	UA PBandJ, MILK and FRUIT \$2.00







 Drinks (3 items) -

UA DRINK \$1.00	UA MILK - CHOCOLATE \$0.25
UA MILK - WHITE \$0.25	

6) Once you have made your selections, on the right of the screen you should see a summary for that day.

REVIEW SELECTIONS
WEDNESDAY, AUGUST 8

A La Carte

 UA APPLE (A) \$0.50	Qty: 1 	
 UA PB&J, MILK and FRUIT (A) \$2.00	Qty: 1 	

[SAVE AND GO TO NEXT DAY](#)

[Save and Go To Cart](#)

[Save and Go To Calendar](#)

- 7) You can choose the "Save and Go To Next Day" to cycle through all days in the month to order lunch for your child.

Remember: You must go to the cart (top right corner) and pay for all of your items. If you do not pay, the order will not process and your child will not have catered lunch for that month.