

RIVERSIDE BROOKFIELD HIGH SCHOOL

School District #208 • 160 Ridgewood Road • Riverside, IL 60546

Phone: 708-442-7500 • www.rbhs208.net • Fax: 708-447-5570

2018

SCHOOL PROFILE

2019



ADMINISTRATION

Superintendent:

Dr. Kevin Skinkis ext. 2208

Principal:

Ms. Kristin Smetana ext. 2193

Assistant Principal of Curriculum & Instruction:

Mrs. Kylie Lindquist ext. 2204

Assistant Principal of Student Affairs:

Mr. David Mannon ext. 2112

Assistant Principal of Athletics

Mr. Brendan Curtin ext. 2311

Chief Financial Officer:

Mr. Scott Beranek ext. 2103

Deans of Students:

Mr. David Sibley ext. 2109

Mr. Neil Dughetti ext. 2207

Director of Special Education:

Mrs. Sheila Jercich ext. 2181

STUDENT SERVICES DEPARTMENT

Director of Student Services:

Ms. Beth Augustine ext. 2143

Student Services Assistant:

Ms. April Englehart ext. 2190

Counselors:

Mrs. Melissa Carey ext. 2197

Mr. Jim Franko ext. 2355

Ms. Margaret Leiteritz ext. 2196

Mrs. Renee Thomas ext. 2228

Mr. Michael Reingruber ext. 2320

Social Workers

Mrs. Emily Colins ext. 2141

Mrs. Christine Tappert ext. 2195

Mr. Mitch Zilinger ext. 2317

Student Services Fax:

708-447-3280

THE COMMUNITY

Riverside Brookfield High School is located just 13 miles west of Chicago in a predominantly residential suburb designed by Frederick Law Olmstead. Students attending RBHS come primarily from Riverside, North Riverside, and Brookfield. Residents of these communities are largely professional, semiprofessional, managerial, proprietary, and skilled workers. The community passed a \$58 million referendum to expand and renovate the school building which was completed in the spring of 2010. In 2015, the Board of Education used \$14 million from a combination of life safety funds and a capital development grant to address health and life safety items required by the state and build a new athletic complex.

THE SCHOOL

A total of 84% of the 109 professional personnel hold a master's degree or beyond. The school year consists of two semesters, with the first ending December 20, 2018, and the second ending May 23, 2019. Classes meet five days a week and earn one-half credit each. Students must carry a minimum of five classes and may take up to seven classes during the regular school day. When offered, summer school sessions are three weeks each. The mean academic class size is 26.87. The student to teaching faculty ratio is 19.3:1. The student to all certified staff ratio is 15.2:1. The average pupil expenditure in 2017-2018 was approximately \$15,506. Recent curricular innovations: 1:1 technology initiative beginning with the class of 2019, academic support teams, Professional Learning Communities, school/college partnership agreements with Loyola University and Triton Community College, Reading and Academic Vocabulary in the Content Area, Co-teaching, and, Multi-tiered System of Supports (MTSS).

MEMBERSHIP/ACCREDITATION

Illinois State Board of Education, Illinois Association for College Admission Counseling, National Association for College Admission Counseling, The College Board, AdvancED Full Accreditation (2015), and *Character Counts!*

Class of 2018 reporting post high school plans:

4-year College:	59%
2-year College:	37%
Military:	1%
Immediate Employment:	2.9%

Students from the graduating class of 2018 applied to an average of 5 colleges per student, representing applications to 399 different colleges across the country.

2018 AP RECOGNITION

225 AP Scholars

109 Scholars


35 Scholars with Honors

74 Scholars with Distinction

7 National Scholars

73.5% of AP students earned a passing score on at least one AP exam in 2018.

Named Google for Education Reference District



TRANSCRIPT INFORMATION

Official transcripts are released directly to accredited educational institutions, scholarship agencies and the NCAA Clearinghouse only. Test scores are not posted on the transcript and are sent directly by testing companies, at the request of students. Both unweighted and weighted grade point average and weighted rank are computed. Please see inside this profile for comprehensive information regarding computation of grade point average and individual student rank. CEEB/ACT School Code 143655.

STUDENT POPULATION

Data collected according to mandated US Board of Education Race & Ethnicity Standards

Ethnicity: 63.5% Non-Hispanic 36.5% Hispanic

Race: 53.1% Caucasian 5.2% Black
2% Asian 0.1% American Indian
0.1% Native Hawaiian/
Pacific Islander 3% Two or More Races

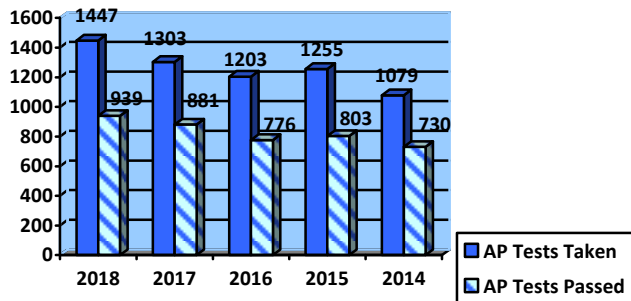
Language: Of the 1659 students at RB, 9% speak a language other than English at home.

CLASS RANKING/GRADES

Grades earned in all courses, exclusive of driver education, are used to determine class rank according to the chart below. Rank is based upon students' weighted grade-point average at the completion of the first semester in January and the second semester in May.

Grade	Numeric Value	Honors (1.25 Multiplier)	AP (.5 added to Honors)
A	4.0	4.500	5.000
A-	3.7	4.162	4.662
B+	3.3	3.712	4.212
B	3.0	3.375	3.875
B-	2.7	3.037	3.537
C+	2.3	2.587	3.087
C	2.0	2.250	2.750
C-	1.7	1.912	2.412
D+	1.3	1.300	1.300
D	1.0	1.000	1.000
D-	0.7	0.700	0.700
F	0.0	0.000	0.000

AP Tests and Scores—5 Year Trend



AVERAGE SAT SCORES—Class of 2018

	RBHS	State	National
Evidence-Based Reading and Writing (ERW)	549	507	503
Mathematics	529	504	493
Composite	1078	1011	997

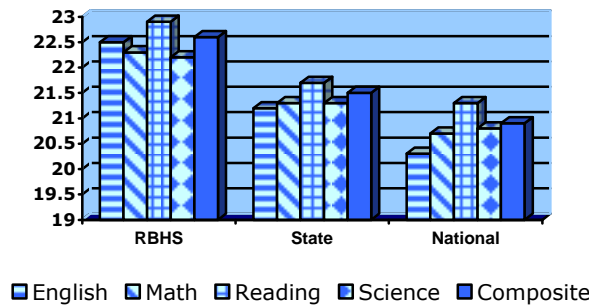
*SAT section scores are based on a scale of 200-800

AVERAGE ACT SCORES—Class of 2018

	RBHS Class of 2018	State	National
English	22.3	24.1	20.2
Mathematics	21.8	23.4	20.5
Reading	23.0	24.2	21.3
Science	22.1	23.4	20.7
Composite	22.4	23.9	20.8

ACT Scores—5 Year Average

	RB	State	National
English	22.5	21.2	20.3
Math	22.3	21.3	20.7
Reading	22.9	21.7	21.3
Science	22.2	21.3	20.8
Composite	22.6	21.5	20.9



23 HONORS-LEVEL COURSES AT RBHS:

Algebra	American Studies	Biology	Chamber Orchestra	Chemistry
Clarion	English 9	English 10	French IV	Geometry
German III	Jazz Ensemble	Leaders Training	Madrigal Singers	Physics
Pre-Calculus	Repertory Dance Ensemble	Rouser	Shakespeare Seminar	Spanish IV
Spanish Heritage Speakers II	Sports Medicine	Wind Ensemble & Marching Band		

22 ADVANCED PLACEMENT COURSES AT RBHS:

Biology	Calculus AB	Calculus BC	Chemistry	Computer Science A
Computer Science Principles	Environmental Science	European History	French	German
Language and Composition	Literature	Macroeconomics	Microeconomics	Psychology
Physics	Spanish Language	Spanish Literature	Statistics	Studio Art
US Government & Politics	US History			

GRADUATION REQUIREMENTS

*A full listing of courses offered at RBHS is available on our website.

Graduates must successfully complete 22 units of course work. *Subject and Units Required:*

English	4.0	Science	3.0	Economics	0.5	Physical Ed.	3.5*	Cultural and	
Mathematics	3.0	Soc. Studies	3.0	Health Ed.	0.5	Electives	2.5	Appl. Studies	2.0

*Unless waived