

Upshur County Schools



Kindergarten Snow Day Packet

*Just because we're out of
school is "sNOw" reason
to stop learning!*

Student Name: _____

Check off each task as it is completed for each day missed, and initial the box once completed.


Day 1	<p>Math: ___ Count to 100 by 1's (Use the counting map to help!) ___ Found and name colors in your house. ___ Day 1 Snowmen Coloring with number and color words</p> <p>Reading: ___ Read together (Child to adult/ adult to child) ___ Day 1 Sheet: Read it, Build it, Write it (Sight words)</p> <p>Science/ Social Studies: ___ Day 1: Living vs. Non-Living Sort</p>
Day 2	<p>Math: ___ Count by 10's to 100 (Use the counting map to help!) ___ Find basic shapes in your house and name them correctly (Square, circle, oval, rectangle, rhombus, triangle.) ___ Day 2: Circle the number that is <i>more</i>.</p> <p>Reading: ___ Read together (Child to adult/ adult to child) ___ Day 2 Sheet: Snowmen Spelling</p> <p>Science/ Social Studies: ___ Day 2: Draw & Write something that is living</p>
Day 3	<p>Math: ___ Count by 5's to 100 (Use the counting map to help!) ___ Say the days of the week ___ Day 3: Use the given shapes to create something new.</p> <p>Reading: ___ Read together (Child to adult/ adult to child) ___ Day 3 Sheet: Beginning Sounds</p> <p>Science/ Social Studies: ___ Day 3: Draw & Write something that is non- living</p>
Day 4	<p>Math: ___ Name the days of the week ___ Count backwards from 10 to 0. ___ Day 4: Snowball Ten Frames</p> <p>Reading: ___ Read together (Child to adult/ adult to child) ___ Day 4 Sheet: Rainbow Words: Use crayons, colored pencils, or markers.</p> <p>Science/ Social Studies: ___ Day 4: Think & Write (apple)</p>
Day 5	<p>Math: ___ Count to 100 by 1's and 10's ___ Say the days of the week and the months ___ Day 5: Write numbers and number words 1-10</p> <p>Reading: ___ Read together (Child to adult/ adult to child) ___ Day 5 Sheet: Sight Word Coloring</p> <p>Science/ Social Studies: ___ Day 5: Think & Write, create your own!</p>

counting mat

It's forward

 1 2 3 4 5 6 7 8 9 10


 11 12 13 14 15 16 17 18 19 20

 21 22 23 24 25 26 27 28 29 30

 31 32 33 34 35 36 37 38 39 40

 41 42 43 44 45 46 47 48 49 50

 51 52 53 54 55 56 57 58 59 60

 61 62 63 64 65 66 67 68 69 70


 71 72 73 74 75 76 77 78 79 80

 81 82 83 84 85 86 87 88 89 90

 91 92 93 94 95 96 97 98 99 100

Name _____

Day 1 Math



Color four brown.

Color eight orange.

Color nine purple.

Color three blue.

Color one green.

Color seven yellow.

Color five black.

Color six pink.

Color two red.

Day 1 Reading
name _____

Literacy.RF.K.3c

build your sight words by cutting the letters below and putting them in the box, then write each word

read it	build it	write it
do		
like		
up		
we		
by		

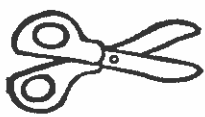
d	l	u	w
b	o	i	p
e	e	k	y

Living vs. Non-Living Sorting

Living

Non-Living


©www.thisreadingmama.com



Cut out the pictures. Sort them as either living or non-living in the chart above.



starfish



turtle



basketball



book



rock



worm



tree



mittens

name _____

Circle the number that is more. Would you rather have 10 cookies or 3? 10! It's MORE than 3!

7 5	8 3	6 2
10 2	9 4	1 3
12 14	18 3	6 8
8 7	16 13	12 17
9 3	19 11	15 18
2 7	5 4	1 0
18 10	8 5	7 9
11 14	15 19	0 2

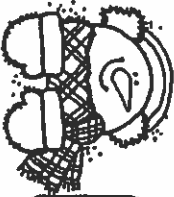







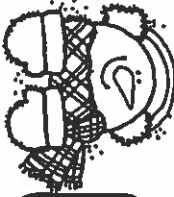

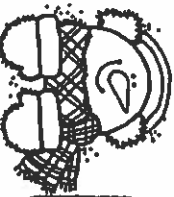

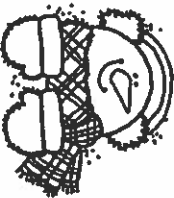

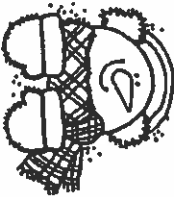

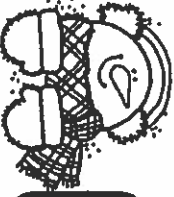

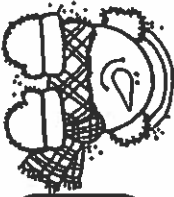





Day 2
Reading

Snowman Spelling

Name _____

Say the picture next to the snowman and listen for the beginning, middle, and ending sounds.

Record the letters you hear to spell the word.

							
							
							
<input type="text"/>	<input type="text"/>	<input type="text"/>	<input type="text"/>	<input type="text"/>	<input type="text"/>	<input type="text"/>	<input type="text"/>



Draw a picture of something that is LIVING.



Write about it.

A

.....

is living

because

.....

.....

.....

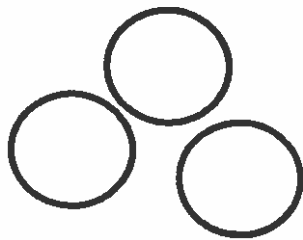

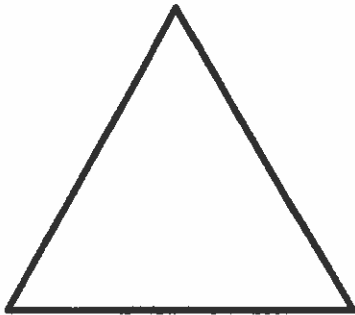

.....

Day 3 Math

Math.K.G.5

Name _____

Directions: Use the shapes below to make a new picture. For example, a circle might become part of a lollipop, a car's wheel, or a face. Can you make things related to the snow??




Day 3 Reading

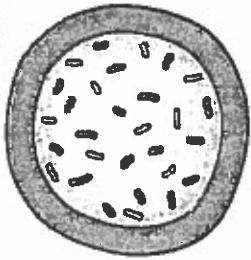
Beginning
sounds



e l r




h n y




a g c




m e c



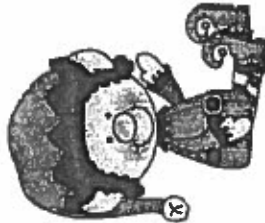
j p i



s f b




a s p



o t e



Draw a picture of something that is NON-LIVING.



Write about it.

A

.....

is not

living because

.....

.....


.....

.....

Name: _____

Directions: Count each ten frame. Color or dab the snowball to show how many.

Snowball Ten Frames



●	●	●	●	●	●		
●	●	●	●	●	●		

12 13 14

●	●	●	●	●	●		
●	●	●	●	●	●	●	

14 15 16

●	●	●	●	●	●		
●	●	●	●				

13 14 15

●	●	●	●	●	●		
●	●	●	●	●	●		

14 15 16

●	●	●	●	●	●		
●	●	●	●	●	●	●	

15 16 17

●	●	●	●	●	●		
●	●	●					

12 13 14

●	●	●	●	●	●		
●	●	●	●	●	●	●	

18 19 20

●	●	●	●	●	●		
●	●	●	●	●	●	●	

18 19 20

Name _____

rainbow words

Use your sight words and write two words in red, then two words in yellow, then two words in blue...you'll need to repeat words— which is great practice! Make sure you say the letters as you write them and then read through the words when you're finished! If you'd like, you can use the following words: the, see, me, and, go, look, like

red		
yellow		
blue		
green		
orange		
purple		
brown		
black		
pink		
gray		

See, Say, Write, and Count!

Say the number. Trace the number word. Write the number word.

1

one



2

two



3

three



4

four



5

five



6

six



7

seven



8

eight



9

nine



10

ten





Think & Write

How can the same thing be living and non-living?
Draw and write about it.

living	non-living
--------	------------

Four sets of primary writing lines, each consisting of a solid top line, a dashed middle line, and a solid bottom line.