

ANNUAL REPORT OF NONFINANCIAL DATA



For The Year Ended August 31, 2018



BUSINESS SERVICES
Chief Financial Officer

November 27, 2018

Honorable Greg Abbott, Governor
Lisa Collier, First Assistant State Auditor
Director, Legislative Budget Board

Ladies and Gentlemen:

We are pleased to submit the Texas School for the Deaf Annual Report of Nonfinancial Data for the year ended August 31, 2018, in compliance with the TEX. GOV'T CODE ANN. §2101.0115 and in accordance with the instructions for completing the Annual Report of Nonfinancial Data.

The accompanying report has not been audited and is considered to be independent of the agency's Annual Financial Report.

If you have any questions, please contact Greg Reyes at 512-462-5360.

Sincerely,

A handwritten signature in blue ink, appearing to read "Justin Wedel", is written over a large, stylized blue circular mark.

Justin Wedel
Chief Financial Officer

Table of Contents

<u>Description</u>	<u>Page</u>
Appropriation Item Transfers	1
Schedule of Space Occupied	2
Professional Fees and Services	3
Indirect Cost Schedule	4
Schedule of Itemized Purchases	5
HUB Strategic Plan Progress Report	6
Recycled, Remanufactured and Environmentally Sensitive Purchases	7
Schedule of Vehicles Purchased	8
General Land Office Master File Report Verification	9

Texas School for the Deaf (772)
Appropriation Item Transfers
For the Fiscal Year Ended August 31, 2018

			<u>Transfers-In</u>	<u>Transfers-Out</u>	<u>Net Transfers</u>
A. Goal: Academic, Life and Work Training					
A.1.1.	13001	Classroom Instruction	\$ 109,335	\$ 513,744	\$ (404,409)
A.1.2	13006	Residential Program	21,153	291,188	(270,035)
A.1.3	13007	Related and Support Services	316,156	-	\$ 316,156
A.1.4	13015	Career & Transition Programs	220,509		220,509
A.1.5	13016	Student Transportation	307,590	125,000	182,590
Total, Goal A: Academic, Life and Work Training			<u>\$ 974,743</u>	<u>\$ 929,932</u>	<u>\$ 44,811</u>
B. Goal: Outreach and Resource Services					
B.1.1	13010	Technical Assistance	\$ 2,654	\$ -	\$ 2,654
B.1.2	13012	TSD Special Summer/ Short-Term	5,721		5,721
Total, Goal B: Outreach and Resource Services			<u>\$ 8,374</u>	<u>\$ -</u>	<u>\$ 8,374</u>
C. Goal: Educational Prof Salary Increases					
C.1.1	13011	Educ Prof Salary Increases	\$ 158,931	\$ 158,931	\$ -
Total, Goal C: Educational Prof Salary Increases			<u>\$ 158,931</u>	<u>\$ 158,931</u>	<u>\$ -</u>
D. Goal: Indirect Administration					
D.1.1	13801	Central Administration	\$ 39,303	\$ 30,000	\$ 9,303
D.1.2	13800	Other Support Services	1,027	200,000	(198,973)
Total, Goal D: Indirect Administration			<u>\$ 40,329</u>	<u>\$ 230,000</u>	<u>\$ (189,671)</u>
Capital Budget					
	55003	Transportation Items	\$ 125,000	\$ -	\$ 125,000
	55004	MLPP Computer Replacement	133,333	\$ -	\$ 133,333
	55005	MLPP Computer Replacement	49,042	-	49,042
	55006	CAPPS Implementation	30,000	-	30,000
			<u>\$ 337,375</u>	<u>\$ -</u>	<u>\$ 337,375</u>
NET APPROPRIATION ITEM TRANSFERS			<u><u>\$ 1,519,752</u></u>	<u><u>\$ 1,318,863</u></u>	<u><u>\$ 200,889</u></u>

**Texas School for the Deaf (772)
Schedule of Space Occupied
For the Fiscal Year Ended August 31, 2018**

Location	Usable	Comments
State-Owned Buildings:		
Austin (1102 South Congress Avenue):		
Business Services	7,184	Office
Cafeteria	15,310	Cafeteria
Central Plant	5,774	Campus HVAC Utilities
Central Administration Warehouse	14,500	Office/Warehouse
Concession Stand/Restrooms	1,519	Concession Stand/Restrooms
Cottage #564	4,625	Vacant
Cottage #565	4,625	Student Housing
Cottage #566	4,625	Student Housing
Cottage #567	4,625	Student Housing
Cottage #568	4,625	Interpreting Services
Cottage #569	4,625	Student Housing
Cottage #570	4,625	Student Housing
Davis Auditorium	10,500	Auditorium
Deaf Smith Center	5,800	Teen Center/Student Development
Dormitory, High School Special Needs Dept.	8,643	Student Housing
Dormitory, Koen Hall	38,078	Student Housing
Dormitory, Lewis Hall	38,078	Student Housing
Dormitory, Senior Boys	6,713	Student Housing
Dormitory, Senior Girls	6,713	Student Housing
Dormitory, Elementary/Middle School Boys	13,000	Student Housing
Dormitory, Elementary/Middle School Girls	10,000	Student Housing
Elementary Special Needs Dept. (SND) School Building	74,600	Educational
Educational Resource Center on Deafness (ERCOD)	2,059	Office
Ford Vocational/Technical (CTE)	37,002	Educational
Guardhouse-Congress Avenue	64	Security/Information Center
Guardhouse-Elizabeth St.	48	Security
Gymnasium-Clinger Gym	13,175	Middle School Gymnasium
Gymnasium-Seeger Gym	25,741	High School Gymnasium
Hazard Waste Storage	96	Hazardous Material Storage
Health Center	3,759	Clinic
Heritage Center	4,448	Office
Kleburg Building	8,790	Vocational/Office
Maintenance Offices	4,860	Office/Laundry/Security
Maintenance Shops	19,182	Maintenance/Transportation Shops
Natatorium	35,290	Pool/Gymnasium
Storage Building #507	1,954	Storage
T1 Offices	1,344	Vacant
T2 Records/Admissions	2,688	Office
T3 Human Resources	2,688	Office
Toddler Learning Center	1,424	Educational
Transitional Housing #528	1,590	Student Housing
Transitional Housing #529	1,590	Student Housing
Transitional Housing #530	1,590	Student Housing
Transitional Housing #531	1,590	Student Housing
Transitional Housing #532	1,590	Student Housing
Transitional Housing #533	2,585	Staff Residence
Upper School (High School/Middle School)	81,777	Educational/Library/Office
Total State-Owned Buildings	545,711	

Texas School for the Deaf (772)
Professional Fees and Services
For the Fiscal Year Ended August 31, 2018

<u>Name</u>	<u>Type of Service Rendered</u>	<u>Amount</u>
A&A Telecon Group Inc	Educational/Training Services	952
Alliance Work Partners	Other Professional Services	14,220
Alternative Communication Services LLC	Information Technology Services	115
American Red Cross	Educational/Training Services	81
BRI DHH Texas Transition	Information Technology Services	68
Capitol Information Group Inc	Educational/Training Services	297
Carolina Gonzalez	Medical Services	7,105
Comptroller of Public Accounts	Educational/Training Services	75
CPR Resources Inc	Educational/Training Services	2,275
Crystal Schwartz	Educational/Training Services	202
DKG Media LP	Educational/Training Services	299
Douglas Rankin	Medical Services	33,333
Edlio	Information Technology Services	6,000
Garza Gonzalez	Accounting & Auditing Services	18,450
J and P Management LLC	Medical Services	715
John Wiley & Sons	Information Technology Services	61
Jon Bergeron Jr	Consultant Services	4,840
Kristin DiPerri	Educational/Training Services	3,940
Linode LLC	Information Technology Services	120
Minying Gu	Medical Services	3,000
NASA	Educational/Training Services	1,092
National Restaurant Association	Educational/Training Services	32
Northwest Hills Eye Care	Medical Services	5,955
On Site Services	Medical Services	1,095
Rebekah Kasper	Educational/Training Services	1,505
Region XIII Education Service Center	Educational/Training Services	5,365
Star Autism Support Inc	Educational/Training Services	3,349
Taylor Hill Shepard	Medical Services	2,250
Texas Hands and Voices	Educational/Training Services	350
Tobi Dynavox	Educational/Training Services	300
Todd Czubek	Educational/Training Services	6,465
Tricia Grooms	Educational/Training Services	1,135
University of Texas at Austin	Educational/Training Services	120
US Health Works	Medical Services	128
Vivian Lee Rogan	Medical Services	16,428
	Total Professional Fees and Services	141,716

Unaudited

Texas School for the Deaf (772)
Indirect Cost Schedule
For the Fiscal Year Ended August 31, 2018

A. Payroll-related Costs			
FICA Employer Matching Contribution	\$	1,656,552	
Group Health Insurance		3,794,298	
Retirement		2,103,099	
Unemployment		7,027	
Total Payroll-related Costs			<u>\$ 7,560,977</u>
Workers' Compensation	\$	103,901	
Benefit Replacement Pay (BRP)		41,960	
Total Workers' Compensation and BRP		<u>145,861</u>	<u>\$ 145,861</u>
B. Indirect Costs			
N/A			
C. Indirect Costs - Statewide Full Cost Allocation Plan			
Comptroller Fiscal and ITD	\$	54,049	
Comptroller Purchasing & Support (TPASS)		26,675	
CPA Rebates		(9,648)	
OOG BPP & Financial Accountability		506	
Total Indirect Costs - Statewide Full Cost Allocation Plan			<u>\$ 71,582</u>
TOTAL INDIRECT COSTS			<u><u>\$ 7,778,420</u></u>

**Texas School for the Deaf (772)
 Schedule of Itemized Purchases
 For the Fiscal Year Ended August 31, 2018**

Vendor / PO	Edlio, Inc.	8-133-021
Amount	\$6,000	
Product Purchased	Content Management System, Web Design and Hosting Services	
Justification	Content Management System, Web Design and Hosting Services	

Vendor / PO	eSped.com, Inc.	8-133-018
Amount	\$17,386	
Product Purchased	eStar Software	
Justification	Purchased eStar Software to operate as TSD's Special Education Management Software tool.	

Vendor / PO	Mei Kennedy	8-8155-001
Amount	\$12,000	
Product Purchased	Educational Resource Center On Deafness (ERCOD) web content specialist	
Justification	Required tri-lingual fluency in English, Spanish and American Sign Language for ERCOD outreach website in support of deaf education.	

Vendor / PO	PowerSchool	8-133-008
Amount	\$6,017	
Product Purchased	PowerSchool - student information management database application	
Justification	PowerSchool is a database application, which is the center of TSD's student information system. PowerSchool facilitates student information management and communication among school administrators, teachers, parents, and students.	

Vendor / PO	Vivian Rogan	8-410-069
Amount	\$20,000	
Product Purchased	Registrar for Texas School for the Deaf	
Justification	Interim position requiring in-depth knowledge of Federal and State Laws / mandates regarding Admission, Review and Dismissal (ARD) meetings. Knowledge of the sensitivities required when working with individuals/students under the American with Disabilities Act (ADA) and Family Educational Rights and Privacy Act (FERPA). Fluency in American Sign Language (ASL).	

**Texas School for the Deaf (772)
HUB Strategic Plan Progress Report
For the Fiscal Year Ended August 31, 2018**



(Source: Texas Government Code, Title 10, Subtitle D, Section 2161.124)

Goal = Strategic Plan HUB Goal Actual = % Spent with HUBs from HUB Report	Goal for FY17	Actual for FY17	Goal for FY18	Actual for FY18	Goal for FY19
Heavy Construction other than building contracts	0.00%	0.00%	0.00%	0.00%	0.00%
Building Construction, including general contractors & operative builders contracts	0.00%	0.00%	0.00%	0.00%	0.00%
Special Trade Construction contracts	32.90%	0.00%	32.90%	0.00%	32.90%
Professional Services Contracts	23.70%	31.48%	23.70%	22.98%	23.70%
Other Services Contracts	26.00%	5.13%	26.00%	6.59%	26.00%
Commodities Contracts	21.10%	27.49%	21.10%	35.45%	21.10%

** Note: TSD Maintenance was transferred to Texas Facilities Commission (9/1/13) **

21.62%

25.62%

Prepared by: 	Approved by: 
Printed Name: David Rivera, Purchasing Manager	Printed Name: Justin Wedel, CFO
Phone Number: (512) 462-5345	Phone Number: (512) 462-5351

Unaudited

Texas School for the Deaf (772)
Schedule of Recycled, Remanufactured, and Environmentally Sensitive Purchases
For the Fiscal Year Ended August 31, 2018

Category	Description	Total Expenditures
Total E1, Including 1st Choice	Recycled	\$ 22,359.65
Total E1, Including 1st Choice	Remanufactured	\$ -
Total E1, Including 1st Choice	Environmentally Sensitive	\$ -
Total E1, E2, and E3 <i>Includes Recycled 1st Choice Targeted Totals</i>		<u>\$ 22,359.65</u>

FY 2018 1st Choice Targeted Commodities	Expenditures			% Spent on 1st Choice Products 100*[A/(A+B)]
	1st Choice Products [A]	Virgin Counter-part [B]	Total [A+B]	
Motor Oil & Lubricants	\$ -	\$ -	\$ -	%
Toilet Paper, Seat Covers & Paper Towels	\$ 4,835.20	\$ -	\$ 4,835.20	100%
Printing Paper, Copier Paper & Computer Paper	\$ 15,931.00	\$ -	\$ 15,931.00	100%
Business Envelopes - #10	\$ 1,593.45	\$ -	\$ 1,593.45	100%
Total 1st Choice Targeted Commodities	\$ 22,359.65	\$ -	\$ 22,359.65	100%

Summary of Total Number of Justification Letters	Total Cost	Total Quality	Total Not Available	Total Other
Motor Oil & Lubricants				
Toilet Paper, Seat Covers & Paper Towels	\$ 4,835.20			
Printing Paper, Copier Paper & Computer Paper	\$ 15,931.00			
Business Envelopes	\$ 1,593.45			
Total Number(s)	22,359.65			

Point of Contact: David Rivera
 Phone Number: 512-462-5345
 E-mail Address: david.rivera@tsd.state.tx.us

Unaudited

**Texas School for the Deaf (772)
Schedule of Vehicles Purchased
For the Fiscal Year Ended August 31, 2018**

Make	Model	Year	Purchase Price	Type of Use	Fuel Efficiency
Chevrolet	Malibu	2018	\$ 20,210	Student Transportation	27/36 MPG
International	Integrated CE - 53pass type C	2019	\$ 96,302	Student Transportation	7 MPG
Chevrolet	2500 Express 12 person van	2018	\$ 27,637	Student Transportation	15 MPG

There are no vehicles assigned to individual TSD employees.

MASTER FILE REPORT VERIFICATION FORM

Texas School for the Deaf
NAME OF AGENCY

772
AGENCY #

X Yes, the information contained in the Master File Report dated **September 11, 2018**, is a complete and correct listing of all my agency's land and building records.

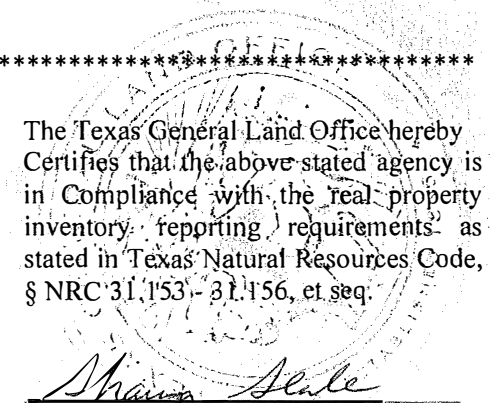
_____ No, the information contained in the Master File Report dated _____, is not a complete and correct listing of my agency's land and building records. All discrepancies will be corrected no later than fifteen days from the date of the Master File Report. The Texas General Land Office will be notified of the corrections to the report.

Cassidy Galindo
Property Manager
(please print or type)



Signature

September 11, 2018
Date

The Texas General Land Office hereby Certifies that the above-stated agency is in Compliance with the real property inventory reporting requirements as stated in Texas Natural Resources Code, § NRC 31.153 - 31.156, et seq.



9-11-18
Date


Shaun Seale
State Real Property Inventory Manager