

**Gordon Bernell Charter School
Governing Council Meeting
Thursday, January 17, 2019**

I. BUDGET*

- BAR 001-030-1819-0011-IB: Initial budget for fund 27125 Excellence in Teaching Awards
- BAR 001-0030-1819-0012-I: Increase budget for fund 31700 SB-9 State Match to add FY2019 Award
- BAR 001-030-1819-0013-I: Increase budget for fund 24106 IDEA-B for adjusted allocation

II. FINANCIAL STATEMENT REPORTS AS OF DECEMBER 31, 2018

- Budget Analysis
- Budget to Actual – Expenditure and Revenue
- Statement of Revenues, Expenditures and Changes in Fund Balance
- Balance Sheet Report

III. BANK RECONCILIATION REPORTS

- November 2018
- December 2018

IV. PAYROLL & ACCOUNTS PAYABLE PAYMENT VOUCHERS *

- November 2018
- December 2018

V. OTHER

* Requires Governing Council approval.

Must submit backup for all BARs, except transfers of funds for SEG or direct grants

STATE OF NEW MEXICO
PUBLIC EDUCATION DEPARTMENT
 300 Don Gaspar Santa Fe, NM 87501-2786
Budget Adjustment Request

Doc. ID: 001-030-1819-0011-IB

Fund Type: Flowthrough

Adjustment Type: Initial Budget

Fiscal Year: 2018-2019

Entity Name: Gordon Bernell Charter School

Adjustment Changes Intent/Scope of Program Yes or No?: No

Contact: Kristalyn Loftis, Business Manager

Total Approved Budget (Flowthrough):

Phone: 505-468-7707

Email: kristalyn@gordonbernell.org

| |
|--|
| FLOWTHROUGH ONLY |
| Budget Period: 07/01/2018 To: 06/30/2019 |
| A. Approved Carryover: |
| B. Total Current Year Allocation: |
| D. Total Funding Available: |

Revenue 27125.0000.41924 \$10,766

| Fund | Function | Object | Program | Job Class | Present Budget | Adj Amt Exp | Adj Budget | ADD'L FTE |
|-------|------------------|-------------------------------|--|---------------------------|-------------------|-------------|------------|-----------|
| 27125 | 1000 Instruction | 51300 Additional Compensation | 1010 Regular Education (K-12) Programs | 1411 Teachers-Grades 1-12 | | \$10,766 | \$10,766 | |
| | | | | | Sub Total | \$10,766 | | |
| | | | | | Indirect Cost | | | |
| | | | | | DOC. TOTAL | \$10,766 | | |

Justification:

Initial budget for fund 27125 - Excellence in Teaching Awards

Compliance with Sections 10-15-1 and 22-8-12, NMSA, 1978 Compilation:

A. The requested budget/changes were authorized at a scheduled Board of Education or Governance Council meeting open to the public on:

B. Justification for the transfer: Explanation such as "underbudgeted", "insufficient budget", or "needed to close out Project" ARE NOT ACCEPTABLE. Attach additional sheets if necessary.

ALL TRANSFER BARS MUST NET OUT TO ZERO ON THE DOC. TOTAL LINE.

Must submit backup for all BARs, except transfers of funds for SEG or direct grants

**STATE OF NEW MEXICO
PUBLIC EDUCATION DEPARTMENT
300 Don Gaspar Santa Fe, NM 87501-2786
Budget Adjustment Request**

Doc. ID: 001-030-1819-0012-I
Fund Type: General Fund / Capital Outlay / Debt Service
Adjustment Type: Increase

Fiscal Year: 2018-2019

Entity Name: Gordon Bernell Charter School

Adjustment Changes Intent/Scope of Program Yes or No?: No

Contact: Kristalyn Loftis, Business Manager

Total Approved Budget (Flowthrough):

Phone: 505-468-7707

Email: kristalyn@gordonbernell.org

| | |
|--|--------------------------------|
| FLOWTHROUGH ONLY | |
| Budget Period: Jul 1 2018 12:00AM | To: Jun 30 2019 12:00AM |
| A. Approved Carryover: | |
| B. Total Current Year Allocation: | |
| D. Total Funding Available: | |

Revenue 31700.0000.43202 \$10,907

| Fund | Function | Object | Program | Job Class | Present Budget | Adj Amt Exp | Adj Budget | ADD'L FTE |
|---|---------------------|--|--------------------|----------------------|----------------|-------------|------------|-----------|
| 31700 Capital Improvem ents SB-9 | 4000 Capital Outlay | 57332 Supply Assets (\$5,000 or less) | 0000 No Program | 0000 No Job Class | \$9,562 | \$10,907 | \$20,469 | |
| Sub Total | | | | | | \$10,907 | | |
| Indirect Cost | | | | | | | | |
| DOC. TOTAL | | | | | | \$10,907 | | |

Justification:

To increase budget for the FY2018-2019 SB-9 State Match Allocation

Compliance with Sections 10-15-1 and 22-8-12, NMSA, 1978 Compilation:

A. The requested budget/changes were authorized at a scheduled Board of Education or Governance Council meeting open to the public on:

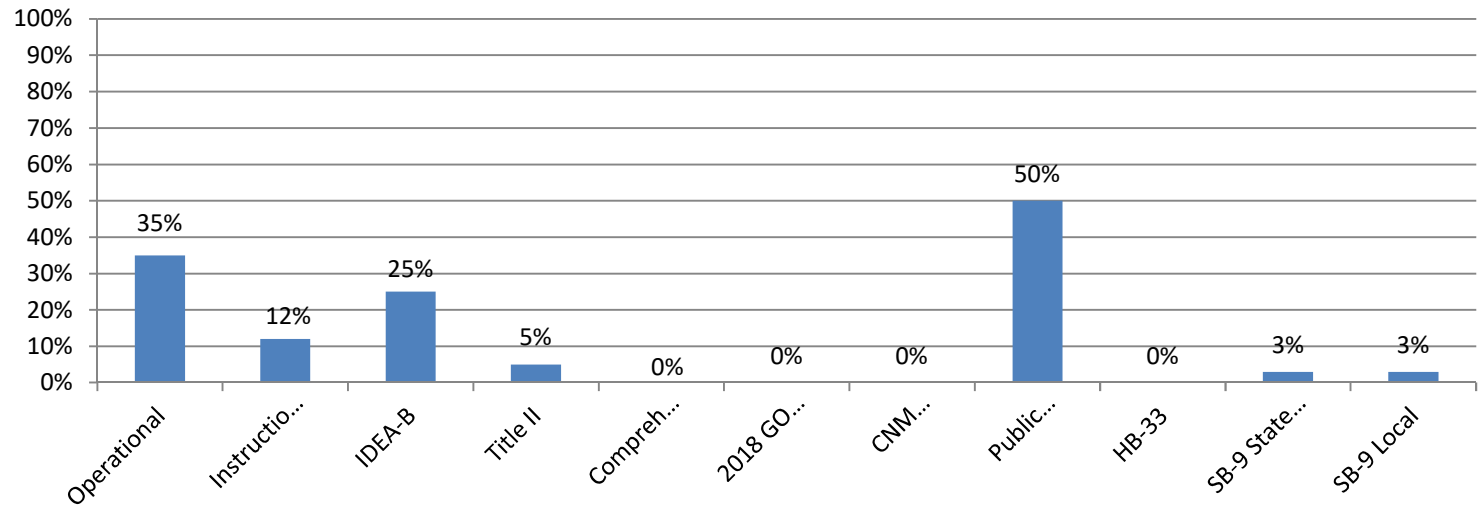
B. Justification for the transfer: Explanation such as "underbudgeted", "insufficient budget", or "needed to close out Project" ARE NOT ACCEPTABLE. Attach additional sheets if necessary.

ALL TRANSFER BARS MUST NET OUT TO ZERO ON THE DOC. TOTAL LINE.

**Gordon Bernell Charter School
Budget Analysis
As of December 31, 2018**

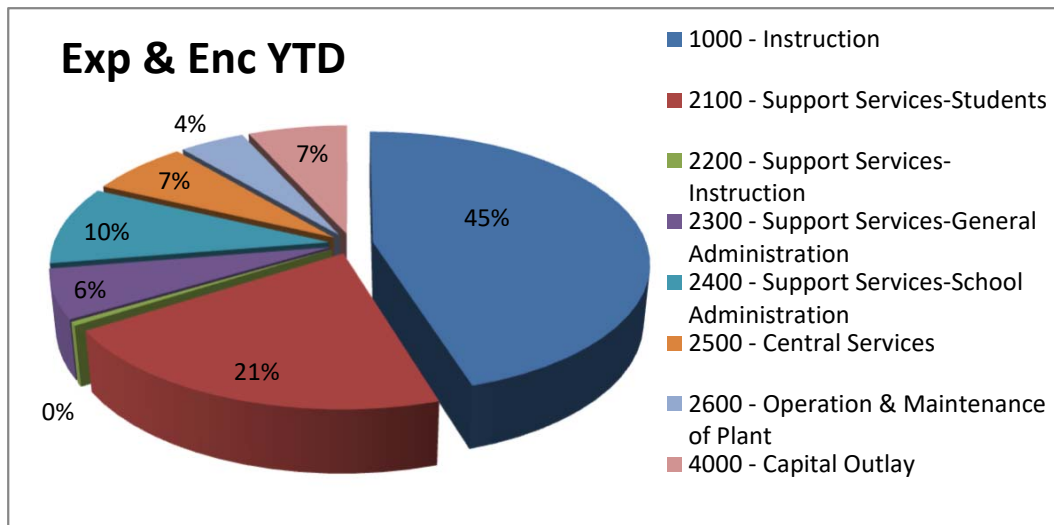
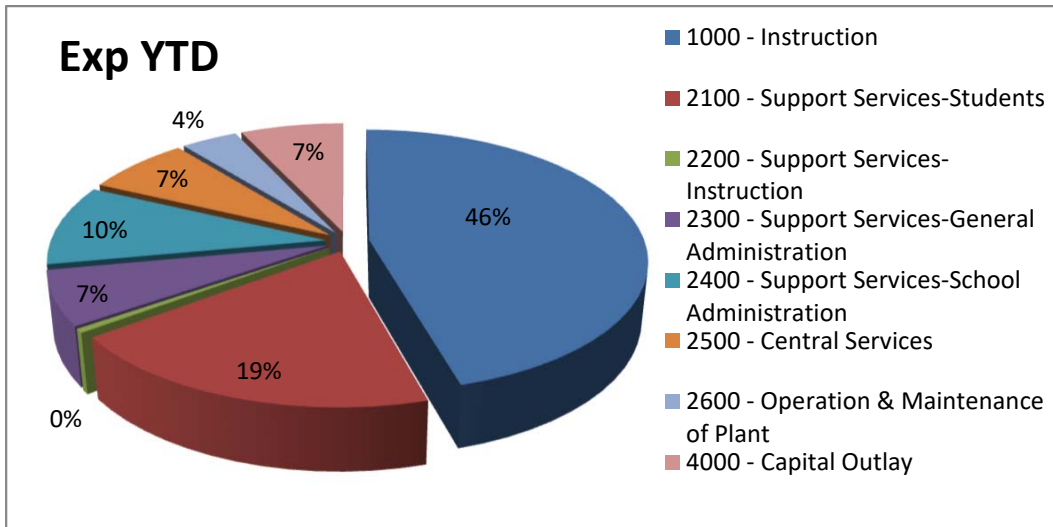
| Fund | Budget (YTD) | Actual (YTD) | Encumbrance | Balance | %age Spent |
|---|---------------------|---------------------|--------------------|--------------------|-------------------|
| Operational | \$4,015,145 | \$1,392,629 | \$1,630,940 | \$991,576 | 35% |
| Instructional Materials | \$66,796 | \$8,005 | \$6,547 | \$52,244 | 12% |
| IDEA-B | \$16,183 | \$4,046 | \$0 | \$12,137 | 25% |
| Title II | \$23,486 | \$1,110 | \$2,500 | \$19,876 | 5% |
| Comprehensive Support and Improvement (CSI) | \$140,000 | \$0 | \$0 | \$140,000 | 0% |
| 2018 GO Bond Library | \$3,671 | \$0 | \$0 | \$3,671 | 0% |
| CNM Foundation | \$1,427 | \$0 | \$0 | \$1,427 | 0% |
| Public School Capital Outlay - Lease Assistance | \$180,263 | \$90,132 | \$45,765 | \$44,366 | 50% |
| HB-33 | \$745,788 | \$617 | \$0 | \$745,171 | 0% |
| SB-9 State Match | \$9,562 | \$242 | \$0 | \$9,320 | 3% |
| SB-9 Local | \$606,419 | \$16,224 | \$68,847 | \$521,348 | 3% |
| Total | \$5,808,740 | \$1,513,005 | \$1,754,599 | \$2,541,136 | |

Percentage of Budget Allocated



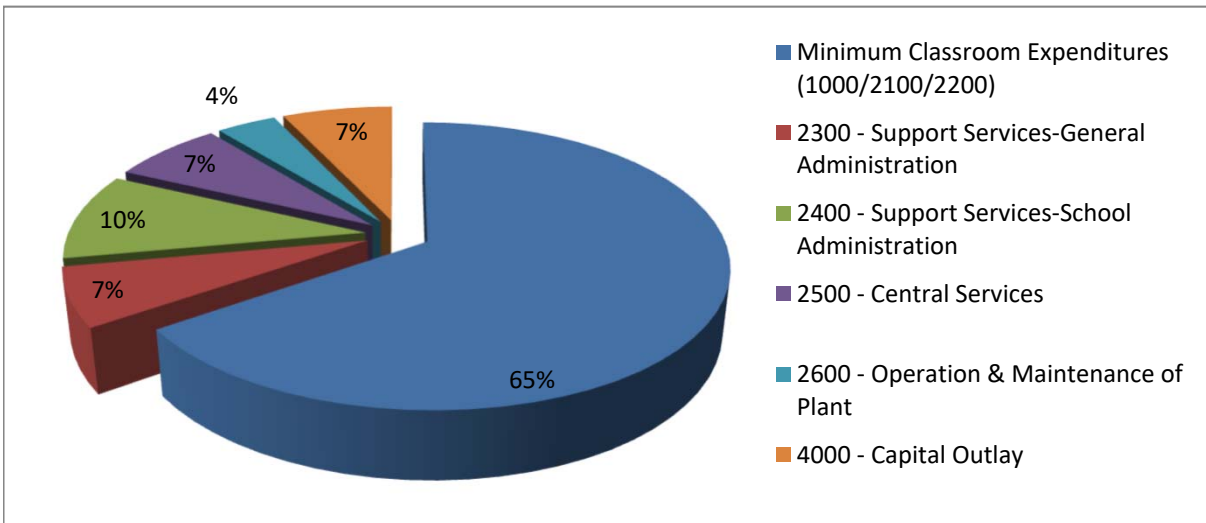
**Gordon Bernell Charter School
Expenditures YTD
As of December 31, 2018**

| Function | Exp YTD | Exp & Enc YTD |
|--|------------------------|------------------------|
| 1000 - Instruction | \$ 690,220.89 | \$ 1,477,804.31 |
| 2100 - Support Services-Students | \$ 291,445.89 | \$ 676,610.29 |
| 2200 - Support Services-Instruction | \$ 7,618.71 | \$ 15,533.36 |
| 2300 - Support Services-General Administration | \$ 101,240.37 | \$ 196,811.53 |
| 2400 - Support Services-School Administration | \$ 150,089.00 | \$ 315,644.79 |
| 2500 - Central Services | \$ 108,086.52 | \$ 219,308.53 |
| 2600 - Operation & Maintenance of Plant | \$ 58,011.76 | \$ 144,986.95 |
| 4000 - Capital Outlay | \$ 106,290.46 | \$ 220,902.94 |
| | \$ 1,513,003.60 | \$ 3,267,602.70 |



Gordon Bernell Charter School
Expenditures YTD
As of December 31, 2018

| Function | Minimum Classroom Exp (YTD) | |
|---|------------------------------------|---------------------|
| Minimum Classroom Expenditures (1000/2100/2200) | \$ | 989,285.49 |
| 2300 - Support Services-General Administration | \$ | 101,240.37 |
| 2400 - Support Services-School Administration | \$ | 150,089.00 |
| 2500 - Central Services | \$ | 108,086.52 |
| 2600 - Operation & Maintenance of Plant | \$ | 58,011.76 |
| 4000 - Capital Outlay | \$ | 106,290.46 |
| | \$ | <u>1,513,003.60</u> |



Expenditures included in the following functions are as follows:

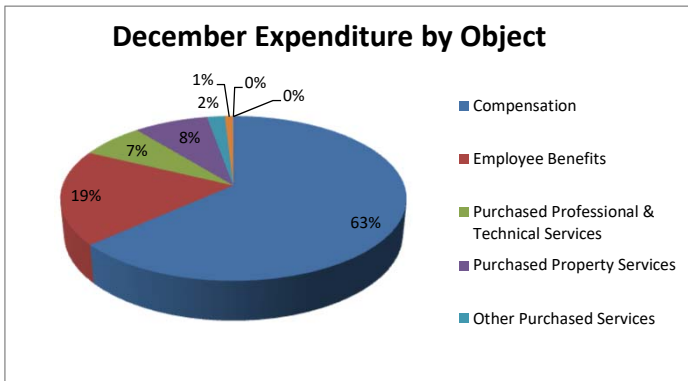
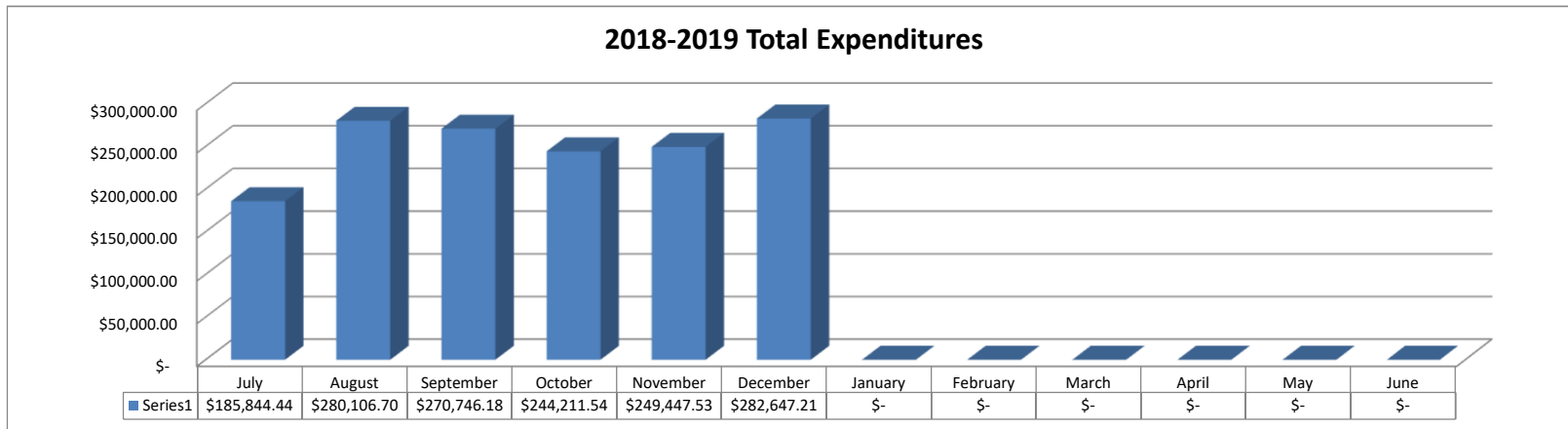
1000 - Instruction: teacher salaries, benefits and retirement, teacher professional development, contract services related to instruction, textbooks, software, general supplies and materials, and supply and fixed assets related to instruction.

2100 - Support Services - Students: social worker, program coordinator, academic counselor, registrar, case worker salaries, benefits and retirement, contract speech therapists, psychologists and counselors, other professional and contract services related to student support as well as general supplies and materials related to student support.

2200 - Support Services - Instruction: testing coordinator salaries, benefits and retirement, library audio and visual and general supplies and materials related to student support for instruction.

Gordon Bernell Charter School
 Monthly Expenditure Analysis
 As of December 31, 2018

| Expenditure | July | August | September | October | November | December | January | February | March | April | May | June | Total | Percentage |
|---|----------------------|----------------------|----------------------|----------------------|----------------------|----------------------|-------------|-------------|-------------|-------------|-------------|-------------|------------------------|-------------|
| Compensation | \$ 84,563.89 | \$ 156,905.14 | \$ 157,802.44 | \$ 158,735.61 | \$ 159,559.91 | \$ 179,438.88 | \$ - | \$ - | \$ - | \$ - | \$ - | \$ - | \$ 897,005.87 | 63% |
| Employee Benefits | \$ 52,918.33 | \$ 49,842.03 | \$ 50,472.44 | \$ 50,593.45 | \$ 50,764.60 | \$ 52,654.93 | \$ - | \$ - | \$ - | \$ - | \$ - | \$ - | \$ 307,245.78 | 19% |
| Purchased Professional & Technical Services | \$ 1,977.90 | \$ 19,793.51 | \$ 14,119.20 | \$ 8,805.23 | \$ 8,189.57 | \$ 19,608.07 | \$ - | \$ - | \$ - | \$ - | \$ - | \$ - | \$ 72,493.48 | 7% |
| Purchased Property Services | \$ 6,926.67 | \$ 35,546.90 | \$ 20,209.28 | \$ 17,916.89 | \$ 18,067.95 | \$ 22,855.01 | \$ - | \$ - | \$ - | \$ - | \$ - | \$ - | \$ 121,522.70 | 8% |
| Other Purchased Services | \$ 35,717.87 | \$ 12,636.42 | \$ 10,982.94 | \$ 5,133.46 | \$ 5,884.30 | \$ 5,477.00 | \$ - | \$ - | \$ - | \$ - | \$ - | \$ - | \$ 75,831.99 | 2% |
| Supplies | \$ 3,739.78 | \$ 5,120.15 | \$ 5,300.98 | \$ 2,767.39 | \$ 5,787.89 | \$ 2,551.33 | \$ - | \$ - | \$ - | \$ - | \$ - | \$ - | \$ 25,267.52 | 1% |
| Property | \$ - | \$ 262.55 | \$ 11,858.90 | \$ 259.51 | \$ 1,193.31 | \$ 61.99 | \$ - | \$ - | \$ - | \$ - | \$ - | \$ - | \$ 13,636.26 | 0% |
| Debt Service and Miscellaneous | \$ - | \$ - | \$ - | \$ - | \$ - | \$ - | \$ - | \$ - | \$ - | \$ - | \$ - | \$ - | \$ - | 0% |
| Total | \$ 185,844.44 | \$ 280,106.70 | \$ 270,746.18 | \$ 244,211.54 | \$ 249,447.53 | \$ 282,647.21 | \$ - | \$ - | \$ - | \$ - | \$ - | \$ - | \$ 1,513,003.60 | 100% |



Gordon Bernell Charter School

Account Summary Report

Cycle: FY2019; Begin Date: 07/01/2018; End Date: 12/31/2018; Account Type: Revenue; Subtotal Elements: Fund; Filter: [All]; Subtotal By Account Type: Yes; Include Unposted Transactions: No; Created On: 1/11/2019 1:03:53 PM

| Account Code | Description | Actual (Date Range) | Budget (YTD) | Actual (YTD) | Encumbrance (YTD) | Available (YTD) | % of Budget |
|---|--|-------------------------|-------------------------|-------------------------|-------------------|-------------------------|---------------|
| 11000-0000-41705-0000-001030-0000 | Fees - Users | (\$310.00) | \$0.00 | (\$310.00) | \$0.00 | \$310.00 | 0.00 |
| 11000-0000-41923-0000-001030-0000 | Administration - Categorical | (\$110.35) | \$0.00 | (\$110.35) | \$0.00 | \$110.35 | 0.00 |
| 11000-0000-43101-0000-001030-0000 | Revenue/Balance Sheet-State Equalization Guarantee | (\$1,481,422.88) | (\$2,962,845.00) | (\$1,481,422.88) | \$0.00 | (\$1,481,422.12) | 50.00 |
| Subtotal of Element: Revenue | | (\$1,481,843.23) | (\$2,962,845.00) | (\$1,481,843.23) | \$0.00 | (\$1,481,001.77) | 50.01 |
| Subtotal of Element: [Fund] 11000 - Operational | | (\$1,481,843.23) | (\$2,962,845.00) | (\$1,481,843.23) | \$0.00 | (\$1,481,001.77) | 50.01 |
| 14000-0000-43202-0000-001030-0000 | State Flow-through Grant | (\$14,525.51) | (\$14,526.00) | (\$14,525.51) | \$0.00 | (\$0.49) | 99.99 |
| Subtotal of Element: Revenue | | (\$14,525.51) | (\$14,526.00) | (\$14,525.51) | \$0.00 | (\$0.49) | 100.00 |
| Subtotal of Element: [Fund] 14000 - Total Instruct | | (\$14,525.51) | (\$14,526.00) | (\$14,525.51) | \$0.00 | (\$0.49) | 100.00 |
| 24106-0000-41924-0000-001030-0000 | Flowthrough Grants from District | (\$12,171.41) | (\$16,183.00) | (\$12,171.41) | \$0.00 | (\$4,011.59) | 75.21 |
| Subtotal of Element: Revenue | | (\$12,171.41) | (\$16,183.00) | (\$12,171.41) | \$0.00 | (\$4,011.59) | 75.21 |
| Subtotal of Element: [Fund] 24106 - Entitlement II | | (\$12,171.41) | (\$16,183.00) | (\$12,171.41) | \$0.00 | (\$4,011.59) | 75.21 |
| 24154-0000-41924-0000-001030-0000 | Flowthrough Grants from District | (\$17,423.28) | (\$23,486.00) | (\$17,423.28) | \$0.00 | (\$6,062.72) | 74.18 |
| Subtotal of Element: Revenue | | (\$17,423.28) | (\$23,486.00) | (\$17,423.28) | \$0.00 | (\$6,062.72) | 74.19 |
| Subtotal of Element: [Fund] 24154 - Teacher/Princ | | (\$17,423.28) | (\$23,486.00) | (\$17,423.28) | \$0.00 | (\$6,062.72) | 74.19 |
| 24190-0000-41924-0000-001030-0000 | Flowthrough Grants from District | \$0.00 | (\$140,000.00) | \$0.00 | \$0.00 | (\$140,000.00) | 0.00 |
| Subtotal of Element: Revenue | | \$0.00 | (\$140,000.00) | \$0.00 | \$0.00 | (\$140,000.00) | 0.00 |
| Subtotal of Element: [Fund] 24190 - Title I - Comp | | \$0.00 | (\$140,000.00) | \$0.00 | \$0.00 | (\$140,000.00) | 0.00 |
| 27107-0000-43204-0000-001030-0000 | Prior Year Balances | \$0.00 | (\$3,671.00) | \$0.00 | \$0.00 | (\$3,671.00) | 0.00 |
| Subtotal of Element: Revenue | | \$0.00 | (\$3,671.00) | \$0.00 | \$0.00 | (\$3,671.00) | 0.00 |
| Subtotal of Element: [Fund] 27107 - Literacy For C | | \$0.00 | (\$3,671.00) | \$0.00 | \$0.00 | (\$3,671.00) | 0.00 |
| 29102-0000-41922-0000-001030-0000 | Instructional Support - Categorical | \$0.00 | (\$1,427.00) | \$0.00 | \$0.00 | (\$1,427.00) | 0.00 |
| Subtotal of Element: Revenue | | \$0.00 | (\$1,427.00) | \$0.00 | \$0.00 | (\$1,427.00) | 0.00 |
| Subtotal of Element: [Fund] 29102 - Private Dir Gr | | \$0.00 | (\$1,427.00) | \$0.00 | \$0.00 | (\$1,427.00) | 0.00 |
| 31200-0000-43209-0000-001030-0000 | PSCOC Awards | (\$90,131.50) | (\$180,263.00) | (\$90,131.50) | \$0.00 | (\$90,131.50) | 50.00 |
| Subtotal of Element: Revenue | | (\$90,131.50) | (\$180,263.00) | (\$90,131.50) | \$0.00 | (\$90,131.50) | 50.00 |
| Subtotal of Element: [Fund] 31200 - Public Schoo | | (\$90,131.50) | (\$180,263.00) | (\$90,131.50) | \$0.00 | (\$90,131.50) | 50.00 |
| 31600-0000-41110-0000-001030-0000 | Ad Valorem Taxes - School District | (\$61,683.56) | (\$282,543.00) | (\$61,683.56) | \$0.00 | (\$220,859.44) | 21.83 |
| Subtotal of Element: Revenue | | (\$61,683.56) | (\$282,543.00) | (\$61,683.56) | \$0.00 | (\$220,859.44) | 21.83 |
| Subtotal of Element: [Fund] 31600 - Capital Impro | | (\$61,683.56) | (\$282,543.00) | (\$61,683.56) | \$0.00 | (\$220,859.44) | 21.83 |
| 31700-0000-43202-0000-001030-0000 | State Flow-through Grant | \$0.00 | (\$9,562.00) | \$0.00 | \$0.00 | (\$9,562.00) | 0.00 |
| Subtotal of Element: Revenue | | \$0.00 | (\$9,562.00) | \$0.00 | \$0.00 | (\$9,562.00) | 0.00 |
| Subtotal of Element: [Fund] 31700 - Capital Impro | | \$0.00 | (\$9,562.00) | \$0.00 | \$0.00 | (\$9,562.00) | 0.00 |
| 31701-0000-41110-0000-001030-0000 | Ad Valorem Taxes - School District | (\$30,686.23) | (\$139,481.00) | (\$30,686.23) | \$0.00 | (\$108,794.77) | 22.00 |
| Subtotal of Element: Revenue | | (\$30,686.23) | (\$139,481.00) | (\$30,686.23) | \$0.00 | (\$108,794.77) | 22.00 |
| Subtotal of Element: [Fund] 31701 - Capital Impro | | (\$30,686.23) | (\$139,481.00) | (\$30,686.23) | \$0.00 | (\$108,794.77) | 22.00 |
| Grand Total | | (\$1,708,464.72) | (\$3,773,987.00) | (\$1,708,464.72) | \$0.00 | (\$2,065,522.28) | 45.27 |

Gordon Bernell Charter School

Account Summary Report

Cycle: FY2019; Begin Date: 07/01/2018; End Date: 12/31/2018; Account Type: Expenditure; Subtotal Elements: Fund; Filter: [All]; Subtotal By Account Type: Yes; Include Unposted Transactions: No; Created On: 1/11/2019
1:02:08 PM

| Account Code | Description | Actual (Date Range) | Budget (YTD) | Actual (YTD) | Encumbrance (YTD) | Available (YTD) | % of Budget |
|-----------------------------------|--|---------------------|--------------|--------------|-------------------|-----------------|-------------|
| 11000-1000-51100-0000-001030-1611 | Instruction-Salaries Expense | \$3,125.00 | \$34,703.00 | \$3,125.00 | \$0.00 | \$31,578.00 | 9.00 |
| 11000-1000-51100-0000-001030-1613 | Instruction-Salaries Expense | \$0.00 | \$5,000.00 | \$0.00 | \$0.00 | \$5,000.00 | 0.00 |
| 11000-1000-51100-1010-001030-1411 | Instruction-Salaries Expense | \$365,479.06 | \$939,511.00 | \$365,479.06 | \$434,633.44 | \$139,398.50 | 38.90 |
| 11000-1000-51100-1010-001030-1611 | Instruction-Salaries Expense | \$0.00 | \$0.00 | \$0.00 | \$8,741.46 | (\$8,741.46) | 0.00 |
| 11000-1000-51100-1010-001030-1711 | Instruction-Salaries Expense | \$37,411.00 | \$81,624.00 | \$37,411.00 | \$44,213.00 | \$0.00 | 45.83 |
| 11000-1000-51100-2000-001030-1412 | Instruction-Salaries Expense | \$76,585.96 | \$167,173.00 | \$76,585.96 | \$90,510.54 | \$76.50 | 45.81 |
| 11000-1000-51300-1010-001030-1411 | Instruction-Additional Compensation | \$16,311.12 | \$1,600.00 | \$16,311.12 | \$400.70 | (\$15,111.82) | 1,019.44 |
| 11000-1000-52111-0000-001030-0000 | Instruction-Educational Retirement | \$66,995.45 | \$165,718.00 | \$66,995.45 | \$79,200.00 | \$19,522.55 | 40.42 |
| 11000-1000-52112-0000-001030-0000 | Instruction-ERA - Retiree Health | \$9,778.45 | \$23,857.00 | \$9,778.45 | \$11,572.64 | \$2,505.91 | 40.98 |
| 11000-1000-52210-0000-001030-0000 | Instruction-FICA Payments | \$29,295.12 | \$73,925.00 | \$29,295.12 | \$33,782.29 | \$10,847.59 | 39.62 |
| 11000-1000-52220-0000-001030-0000 | Instruction-Medicare Payments | \$6,851.16 | \$17,301.00 | \$6,851.16 | \$7,900.24 | \$2,549.60 | 39.59 |
| 11000-1000-52311-0000-001030-0000 | Instruction-Health and Medical Premiums | \$37,425.71 | \$119,991.00 | \$37,425.71 | \$46,536.00 | \$36,029.29 | 31.19 |
| 11000-1000-52312-0000-001030-0000 | Instruction-Life | \$438.83 | \$1,710.00 | \$438.83 | \$546.12 | \$725.05 | 25.66 |
| 11000-1000-52313-0000-001030-0000 | Instruction-Dental | \$2,057.73 | \$6,350.00 | \$2,057.73 | \$2,810.64 | \$1,481.63 | 32.40 |
| 11000-1000-52314-0000-001030-0000 | Instruction-Vision | \$338.57 | \$1,187.00 | \$338.57 | \$412.43 | \$436.00 | 28.52 |
| 11000-1000-52315-0000-001030-0000 | Instruction-Disability | \$834.25 | \$2,564.00 | \$834.25 | \$1,085.34 | \$644.41 | 32.53 |
| 11000-1000-52316-0000-001030-0000 | Instruction-Other Insurance | \$0.00 | \$60.00 | \$0.00 | \$0.00 | \$60.00 | 0.00 |
| 11000-1000-52500-0000-001030-0000 | Instruction-Unemployment Compensation | \$335.91 | \$3,865.00 | \$335.91 | \$3,050.34 | \$478.75 | 8.69 |
| 11000-1000-52710-0000-001030-0000 | Instruction-Workers Compensation Premium | \$17,145.70 | \$18,132.00 | \$17,145.70 | \$0.00 | \$986.30 | 94.56 |
| 11000-1000-52720-0000-001030-0000 | Instruction-Workers Compensation Employer's Fee | \$79.98 | \$290.00 | \$79.98 | \$25.04 | \$184.98 | 27.57 |
| 11000-1000-53330-1010-001030-0000 | Instruction-Professional Development | \$0.00 | \$1,000.00 | \$0.00 | \$0.00 | \$1,000.00 | 0.00 |
| 11000-1000-55819-1010-001030-0000 | Instruction-Employee Travel - Teachers | \$0.00 | \$500.00 | \$0.00 | \$0.00 | \$500.00 | 0.00 |
| 11000-1000-55915-1010-001030-0000 | Instruction-Other Contract Services | \$0.00 | \$500.00 | \$0.00 | \$0.00 | \$500.00 | 0.00 |
| 11000-1000-56112-1010-001030-0000 | Instruction-Other Textbooks | \$0.00 | \$200.00 | \$0.00 | \$0.00 | \$200.00 | 0.00 |
| 11000-1000-56113-1010-001030-0000 | Instruction-Software | \$0.00 | \$74,089.00 | \$0.00 | \$10,878.02 | \$63,210.98 | 0.00 |
| 11000-1000-56118-1010-001030-0000 | Instruction-General Supplies and Materials | \$9,279.25 | \$15,000.00 | \$9,279.25 | \$1,952.14 | \$3,768.61 | 61.86 |
| 11000-1000-57331-1010-001030-0000 | Instruction-"Fixed Assets (More Than \$5,000)" | \$0.00 | \$387,651.00 | \$0.00 | \$0.00 | \$387,651.00 | 0.00 |
| 11000-1000-57332-1010-001030-0000 | Instruction-Supply Assets (\$5,000 or Less) | \$1,337.90 | \$15,000.00 | \$1,337.90 | \$285.99 | \$13,376.11 | 8.91 |
| 11000-2100-51100-0000-001030-1211 | Support Services-Students-Salaries Expense | \$17,724.19 | \$38,671.00 | \$17,724.19 | \$20,946.81 | \$0.00 | 45.83 |
| 11000-2100-51100-0000-001030-1214 | Support Services-Students-Salaries Expense | \$141,395.48 | \$313,281.00 | \$141,395.48 | \$171,884.77 | \$0.75 | 45.13 |
| 11000-2100-51100-0000-001030-1217 | Support Services-Students-Salaries Expense | \$29,324.13 | \$63,980.00 | \$29,324.13 | \$34,655.87 | \$0.00 | 45.83 |
| 11000-2100-51100-0000-001030-1613 | Support Services-Students-Salaries Expense | \$0.00 | \$500.00 | \$0.00 | \$0.00 | \$500.00 | 0.00 |
| 11000-2100-51300-0000-001030-1211 | Support Services-Students-Additional Compensation | \$9,166.74 | \$20,000.00 | \$9,166.74 | \$10,833.26 | \$0.00 | 45.83 |
| 11000-2100-51300-0000-001030-1214 | Support Services-Students-Additional Compensation | \$1,150.00 | \$0.00 | \$1,150.00 | \$0.00 | (\$1,150.00) | 0.00 |
| 11000-2100-51300-0000-001030-1217 | Support Services-Students-Additional Compensation | \$1,487.60 | \$2,820.00 | \$1,487.60 | \$1,354.33 | (\$21.93) | 52.75 |
| 11000-2100-52111-0000-001030-0000 | Support Services-Students-Educational Retirement | \$28,396.94 | \$61,686.00 | \$28,396.94 | \$33,328.41 | (\$39.35) | 46.03 |
| 11000-2100-52112-0000-001030-0000 | Support Services-Students-ERA - Retiree Health | \$4,085.79 | \$8,881.00 | \$4,085.79 | \$4,795.30 | (\$0.09) | 46.00 |
| 11000-2100-52210-0000-001030-0000 | Support Services-Students-FICA Payments | \$11,781.23 | \$27,208.00 | \$11,781.23 | \$13,738.50 | \$1,688.27 | 43.30 |
| 11000-2100-52220-0000-001030-0000 | Support Services-Students-Medicare Payments | \$2,755.48 | \$6,368.00 | \$2,755.48 | \$3,212.94 | \$399.58 | 43.27 |
| 11000-2100-52311-0000-001030-0000 | Support Services-Students-Health and Medical Premi | \$17,858.91 | \$43,745.00 | \$17,858.91 | \$22,547.16 | \$3,338.93 | 40.82 |
| 11000-2100-52312-0000-001030-0000 | Support Services-Students-Life | \$162.98 | \$855.00 | \$162.98 | \$205.72 | \$486.30 | 19.06 |
| 11000-2100-52313-0000-001030-0000 | Support Services-Students-Dental | \$1,622.06 | \$3,987.00 | \$1,622.06 | \$2,024.44 | \$340.50 | 40.68 |

| | | | | | | | |
|-----------------------------------|--|-------------|--------------|-------------|-------------|--------------|--------|
| 11000-2100-52314-0000-001030-0000 | Support Services-Students-Vision | \$169.73 | \$407.00 | \$169.73 | \$208.63 | \$28.64 | 41.70 |
| 11000-2100-52315-0000-001030-0000 | Support Services-Students-Disability | \$169.07 | \$420.00 | \$169.07 | \$219.90 | \$31.03 | 40.25 |
| 11000-2100-52500-0000-001030-0000 | Support Services-Students-Unemployment Compens | \$85.46 | \$1,319.00 | \$85.46 | \$1,194.34 | \$39.20 | 6.47 |
| 11000-2100-52710-0000-001030-0000 | Support Services-Students-Workers Compensation P | \$3,692.92 | \$6,674.00 | \$3,692.92 | \$0.00 | \$2,981.08 | 55.33 |
| 11000-2100-52720-0000-001030-0000 | Support Services-Students-Workers Compensation E | \$29.42 | \$118.00 | \$29.42 | \$12.41 | \$76.17 | 24.93 |
| 11000-2100-53211-2000-001030-0000 | Support Services-Students-Diagnosticians - Contract | \$2,287.33 | \$10,000.00 | \$2,287.33 | \$5,712.67 | \$2,000.00 | 22.87 |
| 11000-2100-53212-2000-001030-0000 | Support Services-Students-Speech Therapists - Cont | \$1,179.65 | \$38,000.00 | \$1,179.65 | \$30,911.09 | \$5,909.26 | 3.10 |
| 11000-2100-53215-2000-001030-0000 | Support Services-Students-Psychologists/Counselors | \$0.00 | \$6,600.00 | \$0.00 | \$6,600.00 | \$0.00 | 0.00 |
| 11000-2100-53330-0000-001030-0000 | Support Services-Students-Professional Developmen | \$1,000.00 | \$1,000.00 | \$1,000.00 | \$0.00 | \$0.00 | 100.00 |
| 11000-2100-53414-0000-001030-0000 | Support Services-Students-Other Professional Servic | \$0.00 | \$1,500.00 | \$0.00 | \$0.00 | \$1,500.00 | 0.00 |
| 11000-2100-55813-0000-001030-0000 | Support Services-Students-Employee Travel - Non-T | \$1,583.68 | \$1,620.00 | \$1,583.68 | \$0.00 | \$36.32 | 97.75 |
| 11000-2100-55915-0000-001030-0000 | Support Services-Students-Other Contract Services | \$10,094.94 | \$30,487.00 | \$10,094.94 | \$20,188.16 | \$203.90 | 33.11 |
| 11000-2100-56113-0000-001030-0000 | Support Services-Students-Software | \$0.00 | \$450.00 | \$0.00 | \$407.84 | \$42.16 | 0.00 |
| 11000-2100-56118-0000-001030-0000 | Support Services-Students-General Supplies and Ma | \$47.92 | \$3,500.00 | \$47.92 | \$0.00 | \$3,452.08 | 1.36 |
| 11000-2100-57332-0000-001030-0000 | Support Services-Students-Supply Assets (\$5,000 or | \$148.49 | \$1,000.00 | \$148.49 | \$181.85 | \$669.66 | 14.84 |
| 11000-2200-51100-0000-001030-1211 | Support Services-Instruction-Salaries Expense | \$4,942.19 | \$16,745.00 | \$4,942.19 | \$5,840.81 | \$5,962.00 | 29.51 |
| 11000-2200-52111-0000-001030-0000 | Support Services-Instruction-Educational Retirement | \$687.06 | \$2,329.00 | \$687.06 | \$811.98 | \$829.96 | 29.50 |
| 11000-2200-52112-0000-001030-0000 | Support Services-Instruction-ERA - Retiree Health | \$98.89 | \$336.00 | \$98.89 | \$116.87 | \$120.24 | 29.43 |
| 11000-2200-52210-0000-001030-0000 | Support Services-Instruction-FICA Payments | \$279.42 | \$1,040.00 | \$279.42 | \$325.78 | \$434.80 | 26.86 |
| 11000-2200-52220-0000-001030-0000 | Support Services-Instruction-Medicare Payments | \$65.29 | \$244.00 | \$65.29 | \$76.32 | \$102.39 | 26.75 |
| 11000-2200-52311-0000-001030-0000 | Support Services-Instruction-Health and Medical Prer | \$520.39 | \$3,035.00 | \$520.39 | \$669.34 | \$1,845.27 | 17.14 |
| 11000-2200-52312-0000-001030-0000 | Support Services-Instruction-Life | \$2.64 | \$114.00 | \$2.64 | \$3.36 | \$108.00 | 2.31 |
| 11000-2200-52313-0000-001030-0000 | Support Services-Instruction-Dental | \$27.72 | \$155.00 | \$27.72 | \$35.28 | \$92.00 | 17.88 |
| 11000-2200-52314-0000-001030-0000 | Support Services-Instruction-Vision | \$4.84 | \$31.00 | \$4.84 | \$6.16 | \$20.00 | 15.61 |
| 11000-2200-52315-0000-001030-0000 | Support Services-Instruction-Disability | \$0.00 | \$12.00 | \$0.00 | \$0.00 | \$12.00 | 0.00 |
| 11000-2200-52500-0000-001030-0000 | Support Services-Instruction-Unemployment Compen | \$0.89 | \$98.00 | \$0.89 | \$28.51 | \$68.60 | 0.90 |
| 11000-2200-52710-0000-001030-0000 | Support Services-Instruction-Workers Compensation | \$0.00 | \$255.00 | \$0.00 | \$0.00 | \$255.00 | 0.00 |
| 11000-2200-52720-0000-001030-0000 | Support Services-Instruction-Workers Compensation | \$0.48 | \$14.00 | \$0.48 | \$0.24 | \$13.28 | 3.42 |
| 11000-2200-53414-0000-001030-0000 | Support Services-Instruction-Other Professional Serv | \$0.00 | \$30,000.00 | \$0.00 | \$0.00 | \$30,000.00 | 0.00 |
| 11000-2200-56114-0000-001030-0000 | Support Services-Instruction-Library And Audio-Visua | \$988.90 | \$1,000.00 | \$988.90 | \$0.00 | \$11.10 | 98.89 |
| 11000-2200-56118-0000-001030-0000 | Support Services-Instruction-General Supplies and M | \$0.00 | \$500.00 | \$0.00 | \$0.00 | \$500.00 | 0.00 |
| 11000-2300-51100-0000-001030-1111 | Support Services-General Administration-Salaries Ex | \$51,198.62 | \$111,706.00 | \$51,198.62 | \$60,507.38 | \$0.00 | 45.83 |
| 11000-2300-51300-0000-001030-1111 | Support Services-General Administration-Additional C | \$2,465.00 | \$0.00 | \$2,465.00 | \$0.00 | (\$2,465.00) | 0.00 |
| 11000-2300-52111-0000-001030-0000 | Support Services-General Administration-Educational | \$7,148.53 | \$15,528.00 | \$7,148.53 | \$5,682.03 | \$2,697.44 | 46.03 |
| 11000-2300-52112-0000-001030-0000 | Support Services-General Administration-ERA - Retir | \$1,028.59 | \$2,235.00 | \$1,028.59 | \$817.57 | \$388.84 | 46.02 |
| 11000-2300-52210-0000-001030-0000 | Support Services-General Administration-FICA Paym | \$3,105.58 | \$6,926.00 | \$3,105.58 | \$3,486.99 | \$333.43 | 44.83 |
| 11000-2300-52220-0000-001030-0000 | Support Services-General Administration-Medicare P | \$726.29 | \$1,620.00 | \$726.29 | \$815.49 | \$78.22 | 44.83 |
| 11000-2300-52311-0000-001030-0000 | Support Services-General Administration-Health and | \$5,043.83 | \$11,541.00 | \$5,043.83 | \$6,024.07 | \$473.10 | 43.70 |
| 11000-2300-52312-0000-001030-0000 | Support Services-General Administration-Life | \$25.85 | \$62.00 | \$25.85 | \$30.55 | \$5.60 | 41.69 |
| 11000-2300-52313-0000-001030-0000 | Support Services-General Administration-Dental | \$268.84 | \$617.00 | \$268.84 | \$317.72 | \$30.44 | 43.57 |

| | | | | | | | |
|-----------------------------------|--|-------------|-------------|-------------|-------------|------------|-------|
| 11000-2300-52314-0000-001030-0000 | Support Services-General Administration-Vision | \$46.64 | \$107.00 | \$46.64 | \$55.12 | \$5.24 | 43.58 |
| 11000-2300-52315-0000-001030-0000 | Support Services-General Administration-Disability | \$143.55 | \$389.00 | \$143.55 | \$169.65 | \$75.80 | 36.90 |
| 11000-2300-52500-0000-001030-0000 | Support Services-General Administration-Unemploym | \$0.00 | \$184.00 | \$0.00 | \$183.92 | \$0.08 | 0.00 |
| 11000-2300-52710-0000-001030-0000 | Support Services-General Administration-Workers Co | \$0.00 | \$1,698.00 | \$0.00 | \$0.00 | \$1,698.00 | 0.00 |
| 11000-2300-52720-0000-001030-0000 | Support Services-General Administration-Workers Co | \$4.60 | \$10.00 | \$4.60 | \$2.30 | \$3.10 | 46.00 |
| 11000-2300-53330-0000-001030-0000 | Support Services-General Administration-Professiona | \$0.00 | \$1,000.00 | \$0.00 | \$0.00 | \$1,000.00 | 0.00 |
| 11000-2300-53411-0000-001030-0000 | Support Services-General Administration-Auditing | \$11,165.06 | \$16,663.00 | \$11,165.06 | \$4,422.44 | \$1,075.50 | 67.00 |
| 11000-2300-53413-0000-001030-0000 | Support Services-General Administration-Legal | \$6,539.67 | \$12,500.00 | \$6,539.67 | \$4,726.73 | \$1,233.60 | 52.31 |
| 11000-2300-53711-0000-001030-0000 | Support Services-General Administration-Other Char | \$0.00 | \$1,000.00 | \$0.00 | \$900.00 | \$100.00 | 0.00 |
| 11000-2300-55400-0000-001030-0000 | Support Services-General Administration-Advertising | \$57.00 | \$100.00 | \$57.00 | \$0.00 | \$43.00 | 57.00 |
| 11000-2300-55812-0000-001030-0000 | Support Services-General Administration-Board Train | \$1,750.00 | \$2,800.00 | \$1,750.00 | \$0.00 | \$1,050.00 | 62.50 |
| 11000-2300-55915-0000-001030-0000 | Support Services-General Administration-Other Contr | \$9,599.04 | \$17,000.00 | \$9,599.04 | \$7,382.20 | \$18.76 | 56.46 |
| 11000-2300-56113-0000-001030-0000 | Support Services-General Administration-Software | \$0.00 | \$50.00 | \$0.00 | \$47.00 | \$3.00 | 0.00 |
| 11000-2300-56118-0000-001030-0000 | Support Services-General Administration-General Su | \$0.00 | \$2,000.00 | \$0.00 | \$0.00 | \$2,000.00 | 0.00 |
| 11000-2400-51100-0000-001030-1112 | Support Services-School Administration-Salaries Exp | \$18,333.37 | \$40,000.00 | \$18,333.37 | \$21,666.63 | \$0.00 | 45.83 |
| 11000-2400-51100-0000-001030-1211 | Support Services-School Administration-Salaries Exp | \$31,476.06 | \$68,675.00 | \$31,476.06 | \$37,198.94 | \$0.00 | 45.83 |
| 11000-2400-51100-0000-001030-1217 | Support Services-School Administration-Salaries Exp | \$37,182.31 | \$81,125.00 | \$37,182.31 | \$43,942.69 | \$0.00 | 45.83 |
| 11000-2400-51300-0000-001030-1211 | Support Services-School Administration-Additional Co | \$3,470.38 | \$8,070.00 | \$3,470.38 | \$3,829.62 | \$770.00 | 43.00 |
| 11000-2400-51300-0000-001030-1217 | Support Services-School Administration-Additional Co | \$460.00 | \$0.00 | \$460.00 | \$0.00 | (\$460.00) | 0.00 |
| 11000-2400-52111-0000-001030-0000 | Support Services-School Administration-Educational I | \$12,638.11 | \$27,760.00 | \$12,638.11 | \$14,822.57 | \$299.32 | 45.52 |
| 11000-2400-52112-0000-001030-0000 | Support Services-School Administration-ERA - Retire | \$1,818.57 | \$4,129.00 | \$1,818.57 | \$2,132.91 | \$177.52 | 44.04 |
| 11000-2400-52210-0000-001030-0000 | Support Services-School Administration-FICA Payme | \$5,285.55 | \$11,646.00 | \$5,285.55 | \$6,133.19 | \$227.26 | 45.38 |
| 11000-2400-52220-0000-001030-0000 | Support Services-School Administration-Medicare Pa | \$1,236.09 | \$2,907.00 | \$1,236.09 | \$1,434.45 | \$236.46 | 42.52 |
| 11000-2400-52311-0000-001030-0000 | Support Services-School Administration-Health and M | \$7,745.90 | \$17,638.00 | \$7,745.90 | \$9,962.96 | (\$70.86) | 43.91 |
| 11000-2400-52312-0000-001030-0000 | Support Services-School Administration-Life | \$93.50 | \$285.00 | \$93.50 | \$119.00 | \$72.50 | 32.80 |
| 11000-2400-52313-0000-001030-0000 | Support Services-School Administration-Dental | \$627.55 | \$1,449.00 | \$627.55 | \$798.70 | \$22.75 | 43.30 |
| 11000-2400-52314-0000-001030-0000 | Support Services-School Administration-Vision | \$133.65 | \$319.00 | \$133.65 | \$170.10 | \$15.25 | 41.89 |
| 11000-2400-52500-0000-001030-0000 | Support Services-School Administration-Unemploye | \$82.13 | \$766.00 | \$82.13 | \$612.00 | \$71.87 | 10.72 |
| 11000-2400-52710-0000-001030-0000 | Support Services-School Administration-Workers Cor | \$4,748.04 | \$4,999.00 | \$4,748.04 | \$0.00 | \$250.96 | 94.97 |
| 11000-2400-52720-0000-001030-0000 | Support Services-School Administration-Workers Cor | \$16.62 | \$42.00 | \$16.62 | \$8.31 | \$17.07 | 39.57 |
| 11000-2400-53330-0000-001030-0000 | Support Services-School Administration-Professional | \$0.00 | \$500.00 | \$0.00 | \$0.00 | \$500.00 | 0.00 |
| 11000-2400-53414-0000-001030-0000 | Support Services-School Administration-Other Profes | \$2,551.50 | \$6,000.00 | \$2,551.50 | \$850.50 | \$2,598.00 | 42.52 |
| 11000-2400-53711-0000-001030-0000 | Support Services-School Administration-Other Charg | \$350.00 | \$5,400.00 | \$350.00 | \$5,000.00 | \$50.00 | 6.48 |
| 11000-2400-54630-0000-001030-0000 | Support Services-School Administration-Rentals - Co | \$8,861.50 | \$22,000.00 | \$8,861.50 | \$12,406.10 | \$732.40 | 40.27 |
| 11000-2400-55915-0000-001030-0000 | Support Services-School Administration-Other Contra | \$10,378.28 | \$13,160.00 | \$10,378.28 | \$1,260.00 | \$1,521.72 | 78.86 |
| 11000-2400-56113-0000-001030-0000 | Support Services-School Administration-Software | \$0.00 | \$160.00 | \$0.00 | \$151.14 | \$8.86 | 0.00 |
| 11000-2400-56118-0000-001030-0000 | Support Services-School Administration-General Sup | \$2,599.89 | \$12,633.00 | \$2,599.89 | \$3,055.98 | \$6,977.13 | 20.58 |
| 11000-2400-57332-0000-001030-0000 | Support Services-School Administration-Supply Asse | \$0.00 | \$500.00 | \$0.00 | \$0.00 | \$500.00 | 0.00 |
| 11000-2500-51100-0000-001030-1115 | Central Services-Salaries Expense | \$39,932.31 | \$87,125.00 | \$39,932.31 | \$47,192.69 | \$0.00 | 45.83 |

| | | | | | | | |
|---|--|-----------------------|-----------------------|-----------------------|-----------------------|---------------------|--------------|
| 11000-2500-51300-0000-001030-1115 | Central Services-Additional Compensation | \$4,339.60 | \$8,015.00 | \$4,339.60 | \$3,319.31 | \$356.09 | 54.14 |
| 11000-2500-52111-0000-001030-0000 | Central Services-Educational Retirement | \$6,153.80 | \$13,398.00 | \$6,153.80 | \$7,054.15 | \$190.05 | 45.93 |
| 11000-2500-52112-0000-001030-0000 | Central Services-ERA - Retiree Health | \$885.39 | \$1,934.00 | \$885.39 | \$1,014.95 | \$33.66 | 45.78 |
| 11000-2500-52210-0000-001030-0000 | Central Services-FICA Payments | \$2,710.73 | \$5,925.00 | \$2,710.73 | \$3,091.85 | \$122.42 | 45.75 |
| 11000-2500-52220-0000-001030-0000 | Central Services-Medicare Payments | \$633.94 | \$1,402.00 | \$633.94 | \$723.07 | \$44.99 | 45.21 |
| 11000-2500-52312-0000-001030-0000 | Central Services-Life | \$23.50 | \$114.00 | \$23.50 | \$32.90 | \$57.60 | 20.61 |
| 11000-2500-52500-0000-001030-0000 | Central Services-Unemployment Compensation | \$0.00 | \$184.00 | \$0.00 | \$183.92 | \$0.08 | 0.00 |
| 11000-2500-52710-0000-001030-0000 | Central Services-Workers Compensation Premium | \$791.34 | \$1,417.00 | \$791.34 | \$0.00 | \$625.66 | 55.84 |
| 11000-2500-52720-0000-001030-0000 | Central Services-Workers Compensation Employer's | \$4.60 | \$20.00 | \$4.60 | \$2.30 | \$13.10 | 23.00 |
| 11000-2500-53330-0000-001030-0000 | Central Services-Professional Development | \$0.00 | \$1,500.00 | \$0.00 | \$0.00 | \$1,500.00 | 0.00 |
| 11000-2500-53414-0000-001030-0000 | Central Services-Other Professional Services | \$42,129.60 | \$86,000.00 | \$42,129.60 | \$36,406.44 | \$7,463.96 | 48.98 |
| 11000-2500-53711-0000-001030-0000 | Central Services-Other Charges | \$3,257.00 | \$3,500.00 | \$3,257.00 | \$0.00 | \$243.00 | 93.05 |
| 11000-2500-54630-0000-001030-0000 | Central Services-Rentals - Computers and Related E | \$324.84 | \$500.00 | \$324.84 | \$108.28 | \$66.88 | 64.96 |
| 11000-2500-55813-0000-001030-0000 | Central Services-Employee Travel - Non-Teachers | \$0.00 | \$250.00 | \$0.00 | \$0.00 | \$250.00 | 0.00 |
| 11000-2500-55915-0000-001030-0000 | Central Services-Other Contract Services | \$6,590.78 | \$19,089.00 | \$6,590.78 | \$2,500.00 | \$9,998.22 | 34.52 |
| 11000-2500-56113-0000-001030-0000 | Central Services-Software | \$0.00 | \$33,640.00 | \$0.00 | \$9,447.00 | \$24,193.00 | 0.00 |
| 11000-2500-56118-0000-001030-0000 | Central Services-General Supplies and Materials | \$260.10 | \$3,150.00 | \$260.10 | \$145.15 | \$2,744.75 | 8.25 |
| 11000-2500-57332-0000-001030-0000 | Central Services-Supply Assets (\$5,000 or Less) | \$48.99 | \$2,000.00 | \$48.99 | \$0.00 | \$1,951.01 | 2.44 |
| 11000-2600-51100-0000-001030-1623 | Operation & Maintenance of Plant-Salaries Expense | \$0.00 | \$49,537.00 | \$0.00 | \$0.00 | \$49,537.00 | 0.00 |
| 11000-2600-52111-0000-001030-0000 | Operation & Maintenance of Plant-Educational Retire | \$0.00 | \$7,645.00 | \$0.00 | \$0.00 | \$7,645.00 | 0.00 |
| 11000-2600-52112-0000-001030-0000 | Operation & Maintenance of Plant-ERA - Retiree Hea | \$0.00 | \$1,100.00 | \$0.00 | \$0.00 | \$1,100.00 | 0.00 |
| 11000-2600-52210-0000-001030-0000 | Operation & Maintenance of Plant-FICA Payments | \$0.00 | \$3,410.00 | \$0.00 | \$0.00 | \$3,410.00 | 0.00 |
| 11000-2600-52220-0000-001030-0000 | Operation & Maintenance of Plant-Medicare Payment | \$0.00 | \$798.00 | \$0.00 | \$0.00 | \$798.00 | 0.00 |
| 11000-2600-52311-0000-001030-0000 | Operation & Maintenance of Plant-Health and Medica | \$0.00 | \$12,476.00 | \$0.00 | \$0.00 | \$12,476.00 | 0.00 |
| 11000-2600-52312-0000-001030-0000 | Operation & Maintenance of Plant-Life | \$0.00 | \$57.00 | \$0.00 | \$0.00 | \$57.00 | 0.00 |
| 11000-2600-52313-0000-001030-0000 | Operation & Maintenance of Plant-Dental | \$0.00 | \$587.00 | \$0.00 | \$0.00 | \$587.00 | 0.00 |
| 11000-2600-52314-0000-001030-0000 | Operation & Maintenance of Plant-Vision | \$0.00 | \$102.00 | \$0.00 | \$0.00 | \$102.00 | 0.00 |
| 11000-2600-52315-0000-001030-0000 | Operation & Maintenance of Plant-Disability | \$0.00 | \$192.00 | \$0.00 | \$0.00 | \$192.00 | 0.00 |
| 11000-2600-52500-0000-001030-0000 | Operation & Maintenance of Plant-Unemployment Co | \$0.00 | \$184.00 | \$0.00 | \$0.00 | \$184.00 | 0.00 |
| 11000-2600-52710-0000-001030-0000 | Operation & Maintenance of Plant-Workers Compens | \$0.00 | \$836.00 | \$0.00 | \$0.00 | \$836.00 | 0.00 |
| 11000-2600-52720-0000-001030-0000 | Operation & Maintenance of Plant-Workers Compens | \$0.00 | \$10.00 | \$0.00 | \$0.00 | \$10.00 | 0.00 |
| 11000-2600-53711-0000-001030-0000 | Operation & Maintenance of Plant-Other Charges | \$0.00 | \$1,600.00 | \$0.00 | \$1,400.00 | \$200.00 | 0.00 |
| 11000-2600-54311-0000-001030-0000 | Operation & Maintenance of Plant-Maintenance & Re | \$6,676.74 | \$37,032.00 | \$6,676.74 | \$13,330.86 | \$17,024.40 | 18.02 |
| 11000-2600-54411-0000-001030-0000 | Operation & Maintenance of Plant-Electricity | \$0.00 | \$10,000.00 | \$0.00 | \$0.00 | \$10,000.00 | 0.00 |
| 11000-2600-54412-0000-001030-0000 | Operation & Maintenance of Plant-Natural Gas (Build | \$0.00 | \$6,000.00 | \$0.00 | \$0.00 | \$6,000.00 | 0.00 |
| 11000-2600-54415-0000-001030-0000 | Operation & Maintenance of Plant-Water/Sewage | \$0.00 | \$2,000.00 | \$0.00 | \$0.00 | \$2,000.00 | 0.00 |
| 11000-2600-54416-0000-001030-0000 | Operation & Maintenance of Plant-Communication Se | \$15,528.04 | \$37,045.00 | \$15,528.04 | \$18,435.55 | \$3,081.41 | 41.91 |
| 11000-2600-54610-0000-001030-0000 | Operation & Maintenance of Plant-Rental - Land and | \$0.02 | \$48,053.00 | \$0.02 | \$48,000.14 | \$52.84 | 0.00 |
| 11000-2600-55200-0000-001030-0000 | Operation & Maintenance of Plant-Property/Liability Ir | \$32,849.00 | \$33,640.00 | \$32,849.00 | \$0.00 | \$791.00 | 97.64 |
| 11000-2600-55915-0000-001030-0000 | Operation & Maintenance of Plant-Other Contract Ser | \$2,929.27 | \$34,293.00 | \$2,929.27 | \$5,808.64 | \$25,555.09 | 8.54 |
| 11000-2600-56118-0000-001030-0000 | Operation & Maintenance of Plant-General Supplies a | \$28.69 | \$8,000.00 | \$28.69 | \$0.00 | \$7,971.31 | 0.35 |
| 11000-2600-57331-0000-001030-0000 | Operation & Maintenance of Plant-Fixed Assets (Mors | \$0.00 | \$6,000.00 | \$0.00 | \$0.00 | \$6,000.00 | 0.00 |
| Subtotal of Element: Expenditure | | \$1,392,628.97 | \$4,015,145.00 | \$1,392,628.97 | \$1,630,939.57 | \$991,576.46 | 34.68 |

| | | | | | | | |
|--|--|-----------------------|-----------------------|-----------------------|-----------------------|-----------------------|--------------|
| Subtotal of Element: [Fund] 11000 - Operationa | | \$1,392,628.97 | \$4,015,145.00 | \$1,392,628.97 | \$1,630,939.57 | \$991,576.46 | 34.68 |
| 14000-1000-56108-1010-001030-0000 | Instruction-Instructional Materials Credit - 50% Other | \$2,214.45 | \$2,300.00 | \$2,214.45 | \$0.00 | \$85.55 | 96.28 |
| 14000-1000-56111-1010-001030-0000 | Instruction-Instructional Materials Cash - 50% Textbo | \$1,292.30 | \$45,040.00 | \$1,292.30 | \$122.05 | \$43,625.65 | 2.86 |
| 14000-1000-56113-1010-001030-0000 | Instruction-Software | \$4,498.00 | \$19,456.00 | \$4,498.00 | \$6,425.00 | \$8,533.00 | 23.11 |
| Subtotal of Element: Expenditure | | \$8,004.75 | \$66,796.00 | \$8,004.75 | \$6,547.05 | \$52,244.20 | 11.98 |
| Subtotal of Element: [Fund] 14000 - Total Instru | | \$8,004.75 | \$66,796.00 | \$8,004.75 | \$6,547.05 | \$52,244.20 | 11.98 |
| 24106-2100-51100-2000-001030-1214 | Support Services-Students-Salaries Expense | \$4,045.75 | \$16,183.00 | \$4,045.75 | \$0.00 | \$12,137.25 | 25.00 |
| Subtotal of Element: Expenditure | | \$4,045.75 | \$16,183.00 | \$4,045.75 | \$0.00 | \$12,137.25 | 25.00 |
| Subtotal of Element: [Fund] 24106 - Entitlement | | \$4,045.75 | \$16,183.00 | \$4,045.75 | \$0.00 | \$12,137.25 | 25.00 |
| 24154-1000-53330-1010-001030-0000 | Instruction-Professional Development | \$1,109.99 | \$23,486.00 | \$1,109.99 | \$2,500.00 | \$19,876.01 | 4.72 |
| Subtotal of Element: Expenditure | | \$1,109.99 | \$23,486.00 | \$1,109.99 | \$2,500.00 | \$19,876.01 | 4.73 |
| Subtotal of Element: [Fund] 24154 - Teacher/Pri | | \$1,109.99 | \$23,486.00 | \$1,109.99 | \$2,500.00 | \$19,876.01 | 4.73 |
| 24190-1000-53330-1010-001030-0000 | Instruction-Professional Development | \$0.00 | \$70,000.00 | \$0.00 | \$0.00 | \$70,000.00 | 0.00 |
| 24190-1000-56113-1010-001030-0000 | Instruction-Software | \$0.00 | \$70,000.00 | \$0.00 | \$0.00 | \$70,000.00 | 0.00 |
| Subtotal of Element: Expenditure | | \$0.00 | \$140,000.00 | \$0.00 | \$0.00 | \$140,000.00 | 0.00 |
| Subtotal of Element: [Fund] 24190 - Title I - Con | | \$0.00 | \$140,000.00 | \$0.00 | \$0.00 | \$140,000.00 | 0.00 |
| 27107-2200-56114-0000-001030-0000 | Support Services-Instruction-Library And Audio-Visua | \$0.00 | \$3,671.00 | \$0.00 | \$0.00 | \$3,671.00 | 0.00 |
| Subtotal of Element: Expenditure | | \$0.00 | \$3,671.00 | \$0.00 | \$0.00 | \$3,671.00 | 0.00 |
| Subtotal of Element: [Fund] 27107 - Literacy Fo | | \$0.00 | \$3,671.00 | \$0.00 | \$0.00 | \$3,671.00 | 0.00 |
| 29102-1000-51300-1010-001030-1411 | Instruction-Additional Compensation | \$0.00 | \$1,427.00 | \$0.00 | \$0.00 | \$1,427.00 | 0.00 |
| Subtotal of Element: Expenditure | | \$0.00 | \$1,427.00 | \$0.00 | \$0.00 | \$1,427.00 | 0.00 |
| Subtotal of Element: [Fund] 29102 - Private Dir | | \$0.00 | \$1,427.00 | \$0.00 | \$0.00 | \$1,427.00 | 0.00 |
| 31200-4000-54610-0000-001030-0000 | Capital Outlay-Rental - Land and Buildings | \$90,131.56 | \$180,263.00 | \$90,131.56 | \$45,765.04 | \$44,366.40 | 50.00 |
| Subtotal of Element: Expenditure | | \$90,131.56 | \$180,263.00 | \$90,131.56 | \$45,765.04 | \$44,366.40 | 50.00 |
| Subtotal of Element: [Fund] 31200 - Public Sch | | \$90,131.56 | \$180,263.00 | \$90,131.56 | \$45,765.04 | \$44,366.40 | 50.00 |
| 31600-2300-53712-0000-001030-0000 | Support Services-General Administration-County Tax | \$616.82 | \$2,826.00 | \$616.82 | \$0.00 | \$2,209.18 | 21.82 |
| 31600-4000-54500-0000-001030-0000 | Capital Outlay-Construction Services | \$0.00 | \$15,000.00 | \$0.00 | \$0.00 | \$15,000.00 | 0.00 |
| 31600-4000-57332-0000-001030-0000 | Capital Outlay-Supply Assets (\$5,000 or Less) | \$0.00 | \$727,962.00 | \$0.00 | \$0.00 | \$727,962.00 | 0.00 |
| Subtotal of Element: Expenditure | | \$616.82 | \$745,788.00 | \$616.82 | \$0.00 | \$745,171.18 | 0.08 |
| Subtotal of Element: [Fund] 31600 - Capital Imp | | \$616.82 | \$745,788.00 | \$616.82 | \$0.00 | \$745,171.18 | 0.08 |
| 31700-4000-57332-0000-001030-0000 | Capital Outlay-"Supply Assets (\$5,000 or Less)" | \$241.98 | \$9,562.00 | \$241.98 | \$0.00 | \$9,320.02 | 2.53 |
| Subtotal of Element: Expenditure | | \$241.98 | \$9,562.00 | \$241.98 | \$0.00 | \$9,320.02 | 2.53 |
| Subtotal of Element: [Fund] 31700 - Capital Imp | | \$241.98 | \$9,562.00 | \$241.98 | \$0.00 | \$9,320.02 | 2.53 |
| 31701-2300-53712-0000-001030-0000 | Support Services-General Administration-County Tax | \$306.86 | \$1,395.00 | \$306.86 | \$0.00 | \$1,088.14 | 21.99 |
| 31701-4000-54315-0000-001030-0000 | Capital Outlay-Maintenance & Repair - Bldgs/Grnds/E | \$0.00 | \$25,000.00 | \$0.00 | \$0.00 | \$25,000.00 | 0.00 |
| 31701-4000-56113-0000-001030-0000 | Capital Outlay-Software | \$4,058.02 | \$25,000.00 | \$4,058.02 | \$888.11 | \$20,053.87 | 16.23 |
| 31701-4000-57331-0000-001030-0000 | Capital Outlay-Fixed Assets (More Than \$5,000) | \$0.00 | \$15,000.00 | \$0.00 | \$0.00 | \$15,000.00 | 0.00 |
| 31701-4000-57332-0000-001030-0000 | Capital Outlay-Supply Assets (\$5,000 or Less) | \$11,858.90 | \$540,024.00 | \$11,858.90 | \$67,959.33 | \$460,205.77 | 2.19 |
| Subtotal of Element: Expenditure | | \$16,223.78 | \$606,419.00 | \$16,223.78 | \$68,847.44 | \$521,347.78 | 2.68 |
| Subtotal of Element: [Fund] 31701 - Capital Imp | | \$16,223.78 | \$606,419.00 | \$16,223.78 | \$68,847.44 | \$521,347.78 | 2.68 |
| Grand Total | | \$1,513,003.60 | \$5,808,740.00 | \$1,513,003.60 | \$1,754,599.10 | \$2,541,137.30 | 26.05 |

Statement of Revenues and Expenditures and

for: FY2019; Fund Class: [All]; Fund Columns: [All Non-Zero Funds]; Account Code Expression: ([Object] >= '11000') ; Include Element Value: Yes;

| Description | 11000 | 14000 | 24106 | 24154 | 29102 |
|---|-----------------------|--------------------|---------------------|---------------------|-------------------|
| 41110 - Ad Valorem Taxes - School District | \$0.00 | \$0.00 | \$0.00 | \$0.00 | \$0.00 |
| 41705 - Fees - Users | \$310.00 | \$0.00 | \$0.00 | \$0.00 | \$0.00 |
| 41923 - Administration - Categorical | \$110.35 | \$0.00 | \$0.00 | \$0.00 | \$0.00 |
| 41924 - Flowthrough Grants from District | \$0.00 | \$0.00 | \$12,171.41 | \$17,423.28 | \$0.00 |
| 43101 - State Equalization Guarantee | \$1,481,422.88 | \$0.00 | \$0.00 | \$0.00 | \$0.00 |
| 43202 - State Flow-through Grant | \$0.00 | \$14,525.51 | \$0.00 | \$0.00 | \$0.00 |
| 43209 - PSCOC Awards | \$0.00 | \$0.00 | \$0.00 | \$0.00 | \$0.00 |
| Total Revenue | \$1,481,843.23 | \$14,525.51 | \$12,171.41 | \$17,423.28 | \$0.00 |
| 1000 - Instruction | \$681,106.15 | \$8,004.75 | \$0.00 | \$1,109.99 | \$0.00 |
| 2100 - Support Services-Students | \$287,400.14 | \$0.00 | \$4,045.75 | \$0.00 | \$0.00 |
| 2200 - Support Services-Instruction | \$7,618.71 | \$0.00 | \$0.00 | \$0.00 | \$0.00 |
| 2300 - Support Services-General Administration | \$100,316.69 | \$0.00 | \$0.00 | \$0.00 | \$0.00 |
| 2400 - Support Services-School Administration | \$150,089.00 | \$0.00 | \$0.00 | \$0.00 | \$0.00 |
| 2500 - Central Services | \$108,086.52 | \$0.00 | \$0.00 | \$0.00 | \$0.00 |
| 2600 - Operation & Maintenance of Plant | \$58,011.76 | \$0.00 | \$0.00 | \$0.00 | \$0.00 |
| 4000 - Capital Outlay | \$0.00 | \$0.00 | \$0.00 | \$0.00 | \$0.00 |
| Total Expenditure | \$1,392,628.97 | \$8,004.75 | \$4,045.75 | \$1,109.99 | \$0.00 |
| Total Other Financing Sources (Uses) | \$0.00 | \$0.00 | \$0.00 | \$0.00 | \$0.00 |
| Excess (deficiency) of revenues and other financing sources over expenditures and other financing uses | \$89,214.26 | \$6,520.76 | \$8,125.66 | \$16,313.29 | \$0.00 |
| Fund Balance, Beginning of year | \$1,052,300.00 | \$52,269.88 | (\$10,969.68) | (\$17,423.28) | \$1,427.42 |
| Fund Balance, End of year | \$1,141,514.26 | \$58,790.64 | (\$2,844.02) | (\$1,109.99) | \$1,427.42 |

id Change in Fund Balance

Revenue Element: Object; Expenditure Element: Function; Begin Date: 07/01/2018; End Date: 12/31/2

| 31200 | 31600 | 31700 | 31701 | 90001 | 90002 | 90003 | Total |
|---------------|---------------------|-------------------|---------------------|----------------|-----------------|-----------------|-----------------------|
| | | | | | | | |
| \$0.00 | \$61,683.56 | \$0.00 | \$30,686.23 | \$0.00 | \$0.00 | \$0.00 | \$92,369.79 |
| \$0.00 | \$0.00 | \$0.00 | \$0.00 | \$0.00 | \$0.00 | \$0.00 | \$310.00 |
| \$0.00 | \$0.00 | \$0.00 | \$0.00 | \$0.00 | \$0.00 | \$0.00 | \$110.35 |
| \$0.00 | \$0.00 | \$0.00 | \$0.00 | \$0.00 | \$0.00 | \$0.00 | \$29,594.69 |
| \$0.00 | \$0.00 | \$0.00 | \$0.00 | \$0.00 | \$0.00 | \$0.00 | \$1,481,422.88 |
| \$0.00 | \$0.00 | \$0.00 | \$0.00 | \$0.00 | \$0.00 | \$0.00 | \$14,525.51 |
| \$90,131.50 | \$0.00 | \$0.00 | \$0.00 | \$0.00 | \$0.00 | \$0.00 | \$90,131.50 |
| | | | | | | | |
| \$90,131.50 | \$61,683.56 | \$0.00 | \$30,686.23 | \$0.00 | \$0.00 | \$0.00 | \$1,708,464.72 |
| | | | | | | | |
| \$0.00 | \$0.00 | \$0.00 | \$0.00 | \$0.00 | \$0.00 | \$0.00 | \$690,220.89 |
| \$0.00 | \$0.00 | \$0.00 | \$0.00 | \$0.00 | \$0.00 | \$0.00 | \$291,445.89 |
| \$0.00 | \$0.00 | \$0.00 | \$0.00 | \$0.00 | \$0.00 | \$0.00 | \$7,618.71 |
| \$0.00 | \$616.82 | \$0.00 | \$306.86 | \$0.00 | \$0.00 | \$0.00 | \$101,240.37 |
| \$0.00 | \$0.00 | \$0.00 | \$0.00 | \$0.00 | \$0.00 | \$0.00 | \$150,089.00 |
| \$0.00 | \$0.00 | \$0.00 | \$0.00 | \$0.00 | \$0.00 | \$0.00 | \$108,086.52 |
| \$0.00 | \$0.00 | \$0.00 | \$0.00 | \$0.00 | \$0.00 | \$0.00 | \$58,011.76 |
| \$90,131.56 | \$0.00 | \$241.98 | \$15,916.92 | \$0.00 | \$0.00 | \$0.00 | \$106,290.46 |
| | | | | | | | |
| \$90,131.56 | \$616.82 | \$241.98 | \$16,223.78 | \$0.00 | \$0.00 | \$0.00 | \$1,513,003.60 |
| | | | | | | | |
| \$0.00 | \$0.00 | \$0.00 | \$0.00 | \$0.00 | \$0.00 | \$0.00 | \$0.00 |
| | | | | | | | |
| \$0.00 | \$61,066.74 | (\$241.98) | \$14,462.45 | \$0.00 | \$0.00 | \$0.00 | \$195,461.12 |
| | | | | | | | |
| \$0.00 | \$463,244.68 | \$0.00 | \$466,937.57 | \$48.00 | \$130.00 | \$117.00 | \$2,008,081.59 |
| | | | | | | | |
| \$0.00 | \$524,311.42 | (\$241.98) | \$481,400.02 | \$48.00 | \$130.00 | \$117.00 | \$2,203,542.71 |

Gordon Bernell Charter Balance Sheet Report

Cycle: FY2019; Fund Class: [All]; Fund Columns: [All Non-Zero Funds]; Account Code Expression: ([Fund] >= '11000')

| Description | 11000 | 14000 | 24106 | 24154 | 29102 | 31200 |
|---|-----------------------|--------------------|---------------------|---------------------|-------------------|-----------------|
| 11012 - Bank Accounts - NMB&T | \$1,215,832.45 | \$58,790.64 | (\$2,844.02) | (\$1,109.99) | \$1,427.42 | (\$0.06) |
| Subtotal of Account Type: Asset | \$1,215,832.45 | \$58,790.64 | (\$2,844.02) | (\$1,109.99) | \$1,427.42 | (\$0.06) |
| Subtotal of Account Group: Assets | \$1,215,832.45 | \$58,790.64 | (\$2,844.02) | (\$1,109.99) | \$1,427.42 | (\$0.06) |
| 23124 - State Retirement System Contributions(Employee) | \$19,458.54 | \$0.00 | \$0.00 | \$0.00 | \$0.00 | \$0.00 |
| 23125 - Health Insurance (Employee) | \$9,270.90 | \$0.00 | \$0.00 | \$0.00 | \$0.00 | \$0.00 |
| 23126 - Unemployment Insurance | \$157.15 | \$0.00 | \$0.00 | \$0.00 | \$0.00 | \$0.00 |
| 23127 - Workers' Compensation (Employee) | (\$7.67) | \$0.00 | \$0.00 | \$0.00 | \$0.00 | \$0.00 |
| 23134 - State Retirement System Contributions (Employer) | \$25,921.04 | \$0.00 | \$0.00 | \$0.00 | \$0.00 | \$0.00 |
| 23135 - Health Insurance (Employer) | \$14,440.98 | \$0.00 | \$0.00 | \$0.00 | \$0.00 | \$0.00 |
| 23137 - Workers' Compensation (Employer) | \$136.67 | \$0.00 | \$0.00 | \$0.00 | \$0.00 | \$0.00 |
| 23142 - State Income Tax | \$4,773.72 | \$0.00 | \$0.00 | \$0.00 | \$0.00 | \$0.00 |
| 23147 - Voluntary Deductions | \$166.86 | \$0.00 | \$0.00 | \$0.00 | \$0.00 | \$0.00 |
| Subtotal of Account Type: Liability | \$74,318.19 | \$0.00 | \$0.00 | \$0.00 | \$0.00 | \$0.00 |
| 32300 - Unreserved Fund Balance | \$1,052,300.00 | \$52,269.88 | (\$10,969.68) | (\$17,423.28) | \$1,427.42 | \$0.00 |
| Net Increase/Decrease | \$89,214.26 | \$6,520.76 | \$8,125.66 | \$16,313.29 | \$0.00 | (\$0.06) |
| Subtotal of Account Type: Fund Balance/Retained Earnings | \$1,141,514.26 | \$58,790.64 | (\$2,844.02) | (\$1,109.99) | \$1,427.42 | (\$0.06) |
| Subtotal of Account Group: Liabilities/Fund Balance | \$1,215,832.45 | \$58,790.64 | (\$2,844.02) | (\$1,109.99) | \$1,427.42 | (\$0.06) |

School

; Balance Date: 12/31/2018; Detail: No; Created On: 1/11/2019 12:55:13 PM

| 31600 | 31700 | 31701 | 90001 | 90002 | 90003 | Total |
|---------------------|-------------------|---------------------|----------------|-----------------|-----------------|-----------------------|
| \$524,311.42 | (\$241.98) | \$481,400.02 | \$48.00 | \$130.00 | \$117.00 | \$2,277,860.90 |
| \$524,311.42 | (\$241.98) | \$481,400.02 | \$48.00 | \$130.00 | \$117.00 | \$2,277,860.90 |
| \$524,311.42 | (\$241.98) | \$481,400.02 | \$48.00 | \$130.00 | \$117.00 | \$2,277,860.90 |
| \$0.00 | \$0.00 | \$0.00 | \$0.00 | \$0.00 | \$0.00 | \$19,458.54 |
| \$0.00 | \$0.00 | \$0.00 | \$0.00 | \$0.00 | \$0.00 | \$9,270.90 |
| \$0.00 | \$0.00 | \$0.00 | \$0.00 | \$0.00 | \$0.00 | \$157.15 |
| \$0.00 | \$0.00 | \$0.00 | \$0.00 | \$0.00 | \$0.00 | (\$7.67) |
| \$0.00 | \$0.00 | \$0.00 | \$0.00 | \$0.00 | \$0.00 | \$25,921.04 |
| \$0.00 | \$0.00 | \$0.00 | \$0.00 | \$0.00 | \$0.00 | \$14,440.98 |
| \$0.00 | \$0.00 | \$0.00 | \$0.00 | \$0.00 | \$0.00 | \$136.67 |
| \$0.00 | \$0.00 | \$0.00 | \$0.00 | \$0.00 | \$0.00 | \$4,773.72 |
| \$0.00 | \$0.00 | \$0.00 | \$0.00 | \$0.00 | \$0.00 | \$166.86 |
| \$0.00 | \$0.00 | \$0.00 | \$0.00 | \$0.00 | \$0.00 | \$74,318.19 |
| \$463,244.68 | \$0.00 | \$466,937.57 | \$48.00 | \$130.00 | \$117.00 | \$2,008,081.59 |
| \$61,066.74 | (\$241.98) | \$14,462.45 | \$0.00 | \$0.00 | \$0.00 | \$195,461.12 |
| \$524,311.42 | (\$241.98) | \$481,400.02 | \$48.00 | \$130.00 | \$117.00 | \$2,203,542.71 |
| \$524,311.42 | (\$241.98) | \$481,400.02 | \$48.00 | \$130.00 | \$117.00 | \$2,277,860.90 |

Gordon Bernell Charter School

Voucher by Warrant with Date Range Report

Accounting Cycle: FY2019; Voucher: [All]; Warrant Status: Non-Void; Order By: Voucher; Begin Date: 12/01/2018; End Date: 12/31/2018; Created On: 1/11/2019 12:38:46 PM

| Voucher Number | Bank Name | Account Number | |
|---|-----------------------------------|--|-------------------|
| PV19-041 | NMB&T | 120106372 | |
| Vendor | Account Code | Description | Amount |
| Accountability and Compliance | 11000-2100-55915-0000-001030-0000 | STARs Coordinator training and support | \$300.00 |
| Accountability and Compliance | 11000-2100-55915-0000-001030-0000 | Gross Receipts Tax | \$19.31 |
| Sub Total | | | \$319.31 |
| PV19-041 | NMB&T | 120106372 | |
| Vendor | Account Code | Description | Amount |
| ACES | 11000-2500-53414-0000-001030-0000 | Net Managed Equipment | \$4,821.25 |
| ACES | 11000-2500-53414-0000-001030-0000 | Gross Receipts Tax | \$379.67 |
| Sub Total | | | \$5,200.92 |
| PV19-041 | NMB&T | 120106372 | |
| Vendor | Account Code | Description | Amount |
| Albuquerque Hispano Chamber of Commerce | 11000-2400-53711-0000-001030-0000 | Annual Membership Dues | \$325.00 |
| Sub Total | | | \$325.00 |
| PV19-041 | NMB&T | 120106372 | |
| Vendor | Account Code | Description | Amount |
| Balzano Government Relations | 11000-2300-55915-0000-001030-0000 | Policy analyst contract for policy consulting, policy analysis, government and public relations, deliberative events, Interim Committee, and 2019 Legislative Session items. | \$1,250.00 |
| Balzano Government Relations | 11000-2300-55915-0000-001030-0000 | Gross receipts tax | \$98.43 |
| Sub Total | | | \$1,348.43 |
| PV19-041 | NMB&T | 120106372 | |
| Vendor | Account Code | Description | Amount |
| Bernalillo County | 31200-4000-54610-0000-001030-0000 | Monthly Lease - 100 Deputy Dean Miera (MDC) | \$3,930.31 |
| Bernalillo County | 11000-2600-54610-0000-001030-0000 | Monthly Lease - 100 Deputy Dean Miera (MDC) | \$0.02 |
| Sub Total | | | \$3,930.33 |
| PV19-041 | NMB&T | 120106372 | |
| Vendor | Account Code | Description | Amount |
| CES | 11000-2100-53211-2000-001030-0000 | FY2019 Ancillary Services Contract | \$254.32 |
| Sub Total | | | \$254.32 |
| PV19-041 | NMB&T | 120106372 | |
| Vendor | Account Code | Description | Amount |
| Charter School Nursing Services | 11000-2100-55915-0000-001030-0000 | Nursing Services for the 2018-2019SY | \$2,800.00 |
| Charter School Nursing Services | 11000-2100-55915-0000-001030-0000 | Gross Receipts Tax | \$220.50 |
| Sub Total | | | \$3,020.50 |
| PV19-041 | NMB&T | 120106372 | |
| Vendor | Account Code | Description | Amount |
| City of Albuquerque-ABQ Ride | 11000-2400-55915-0000-001030-0000 | Monthly student bus passes | \$180.00 |
| Sub Total | | | \$180.00 |
| PV19-041 | NMB&T | 120106372 | |
| Vendor | Account Code | Description | Amount |
| Comcast Corporation | 11000-2600-54416-0000-001030-0000 | Business Internet - Other Deluxe 150 - Job Corp | \$249.95 |
| Comcast Corporation | 11000-2600-54416-0000-001030-0000 | Business Internet - Equipment Fee - Job Corp | \$14.95 |
| Comcast Corporation | 11000-2600-54416-0000-001030-0000 | Monthly static IPN Fee - Job Corp | \$19.95 |
| Comcast Corporation | 11000-2600-54416-0000-001030-0000 | Taxes and Fees - Job Corp | \$2.90 |
| Comcast Corporation | 11000-2600-54416-0000-001030-0000 | Premium | \$2.00 |
| Comcast Corporation | 11000-2600-54416-0000-001030-0000 | Comcast Business Services - Women's Recovery | \$19.95 |
| Comcast Corporation | 11000-2600-54416-0000-001030-0000 | Business Internet - Other Deluxe 150 - Women's Recovery | \$52.65 |
| Comcast Corporation | 11000-2600-54416-0000-001030-0000 | Monthly static IPN Fee - Women's Recovery | \$19.95 |
| Comcast Corporation | 11000-2600-54416-0000-001030-0000 | Business Voice | \$49.90 |
| Comcast Corporation | 11000-2600-54416-0000-001030-0000 | Business Voice - Equipment Fee - Women's Recovery | \$14.95 |
| Comcast Corporation | 11000-2600-54416-0000-001030-0000 | Other charges and credits - Women's Recovery | \$16.66 |
| Comcast Corporation | 11000-2600-54416-0000-001030-0000 | Taxes and Fees - Women's Recovery | \$10.87 |
| Comcast Corporation | 11000-2600-54416-0000-001030-0000 | Premium | \$2.00 |
| Sub Total | | | \$476.68 |
| PV19-041 | NMB&T | 120106372 | |
| Vendor | Account Code | Description | Amount |
| Ephesus Office Tech Inc. | 11000-2600-54311-0000-001030-0000 | ROMA Monthly Printer Fleet Maintenance Agreement | \$165.90 |

| | | | |
|-----------------------------------|-----------------------------------|--|--------------------|
| Ephesus Office Tech Inc. | 11000-2600-54311-0000-001030-0000 | ROMA Monthly Printer Fleet Maintenance Agreement Tax | \$13.06 |
| Ephesus Office Tech Inc. | 11000-2600-54311-0000-001030-0000 | Overages | \$130.46 |
| Sub Total | | | \$309.42 |
| Voucher Number PV19-041 | Bank Name NMB&T | Account Number 120106372 | |
| Vendor | Account Code | Description | Amount |
| JCNM | 11000-2600-55915-0000-001030-0000 | Monthly Cleaning and Janitorial Services - Job Corps | \$368.66 |
| JCNM | 11000-2600-55915-0000-001030-0000 | Gross Receipts Tax | \$29.03 |
| Sub Total | | | \$397.69 |
| Voucher Number PV19-041 | Bank Name NMB&T | Account Number 120106372 | |
| Vendor | Account Code | Description | Amount |
| Level 3 Communications, LLC | 11000-2600-54416-0000-001030-0000 | Monthly internet and data services | \$1,926.00 |
| Level 3 Communications, LLC | 11000-2600-54416-0000-001030-0000 | Taxes, Fees and Surcharges | \$170.22 |
| Sub Total | | | \$2,096.22 |
| Voucher Number PV19-041 | Bank Name NMB&T | Account Number 120106372 | |
| Vendor | Account Code | Description | Amount |
| Moss Adams, LLP | 11000-2300-53411-0000-001030-0000 | FY2018 Audit Fee | \$2,415.00 |
| Moss Adams, LLP | 11000-2300-53411-0000-001030-0000 | GBCS Audit Gross Receipts Tax | \$190.18 |
| Sub Total | | | \$2,605.18 |
| Voucher Number PV19-041 | Bank Name NMB&T | Account Number 120106372 | |
| Vendor | Account Code | Description | Amount |
| Staples Business Advantage | 11000-1000-56118-1010-001030-0000 | Construction Paper, 12" x 18" | \$41.89 |
| Staples Business Advantage | 11000-1000-56118-1010-001030-0000 | Construction Paper, 9" x 12" | \$26.29 |
| Staples Business Advantage | 11000-1000-56118-1010-001030-0000 | Snap Cubes - 100 pack | \$25.78 |
| Sub Total | | | \$93.96 |
| Voucher Number PV19-041 | Bank Name NMB&T | Account Number 120106372 | |
| Vendor | Account Code | Description | Amount |
| Juli Cobb | 11000-2400-56118-0000-001030-0000 | Reimbursement for food items purchased for the student food bank and cooking program | \$113.19 |
| Sub Total | | | \$113.19 |
| Voucher Number PV19-042 | Bank Name NMB&T | Account Number 120106372 | |
| Vendor | Account Code | Description | Amount |
| Bernalillo County | 31200-4000-54610-0000-001030-0000 | Monthly Lease - 401 Roma Campus | \$11,091.60 |
| Sub Total | | | \$11,091.60 |
| Voucher Number PV19-043 | Bank Name NMB&T | Account Number 120106372 | |
| Vendor | Account Code | Description | Amount |
| Matthews Fox, P.C. | 11000-2300-53413-0000-001030-0000 | FY2019 Legal Services | \$556.90 |
| Matthews Fox, P.C. | 11000-2300-53413-0000-001030-0000 | Tax | \$46.41 |
| Sub Total | | | \$603.31 |
| Voucher Number PV19-043 | Bank Name NMB&T | Account Number 120106372 | |
| Vendor | Account Code | Description | Amount |
| Standard Parking Corporation | 11000-2300-55915-0000-001030-0000 | Monthly Parking Validations | \$32.00 |
| Sub Total | | | \$32.00 |
| Voucher Number PV19-043 | Bank Name NMB&T | Account Number 120106372 | |
| Vendor | Account Code | Description | Amount |
| Moss Adams, LLP | 11000-2300-53411-0000-001030-0000 | FY2018 Audit Fee | \$7,935.00 |
| Moss Adams, LLP | 11000-2300-53411-0000-001030-0000 | GBCS Audit Gross Receipts Tax | \$624.88 |
| Sub Total | | | \$8,559.88 |
| Voucher Number PV19-043 | Bank Name NMB&T | Account Number 120106372 | |
| Vendor | Account Code | Description | Amount |
| Pena-Hanson, Kimberlee K. | 11000-2400-56118-0000-001030-0000 | Food for Job Corps meeting with staff and partners on 12/6/2018 | \$43.99 |
| Pena-Hanson, Kimberlee K. | 11000-2400-56118-0000-001030-0000 | Reimbursement for December 2018 ROMA graduation food, refreshments and supplies. | \$55.95 |
| Sub Total | | | \$99.94 |
| Voucher Number PV19-044 | Bank Name NMB&T | Account Number 120106372 | |
| Vendor | Account Code | Description | Amount |
| Cocina Azul | 11000-2400-56118-0000-001030-0000 | Holiday In-service, catered event for 30 staff members. | \$619.51 |
| Cocina Azul | 11000-2400-56118-0000-001030-0000 | Tax | \$44.54 |
| Sub Total | | | \$664.05 |
| Voucher Number PV19-045 | Bank Name NMB&T | Account Number 120106372 | |

| Vendor | Account Code | Description | Amount |
|---|-----------------------------------|--|-------------------|
| Ephesus Inc. | 11000-2400-54630-0000-001030-0000 | Monthly Kyocera Copiers & Printers Lease | \$1,685.88 |
| Ephesus Inc. | 11000-2400-54630-0000-001030-0000 | Lease Tax | \$86.42 |
| Ephesus Inc. | 11000-2600-54311-0000-001030-0000 | Monthly Kyocera Copiers & Printers Maintenance Agreement | \$561.96 |
| Ephesus Inc. | 11000-2600-54311-0000-001030-0000 | Maintenance Tax | \$28.81 |
| Sub Total | | | \$2,363.07 |
| Voucher Number | Bank Name | Account Number | |
| PV19-046 | NMB&T | 120106372 | |
| Vendor | Account Code | Description | Amount |
| Ephesus Inc. | 11000-2400-54630-0000-001030-0000 | Monthly Kyocera Copiers & Printers Lease | \$1,685.88 |
| Ephesus Inc. | 11000-2400-54630-0000-001030-0000 | Lease Tax | \$86.42 |
| Ephesus Inc. | 11000-2600-54311-0000-001030-0000 | Monthly Kyocera Copiers & Printers Maintenance Agreement | \$561.96 |
| Ephesus Inc. | 11000-2600-54311-0000-001030-0000 | Maintenance Tax | \$28.81 |
| Sub Total | | | \$2,363.07 |
| Voucher Number | Bank Name | Account Number | |
| PV19-047 | NMB&T | 120106372 | |
| Vendor | Account Code | Description | Amount |
| Elizabeth Dorado | 11000-2400-56118-0000-001030-0000 | Reimbursement for December 2018 MDC graduation food, refreshments, and supplies. Not to exceed \$200. | \$200.00 |
| Sub Total | | | \$200.00 |
| Voucher Number | Bank Name | Account Number | |
| PV19-048 | NMB&T | 120106372 | |
| Vendor | Account Code | Description | Amount |
| Cozzone, Lisa K. | 11000-2400-56118-0000-001030-0000 | Reimbursement for December 2018 MDC graduation cakes. | \$94.95 |
| Sub Total | | | \$94.95 |
| Voucher Number | Bank Name | Account Number | |
| PV19-048 | NMB&T | 120106372 | |
| Vendor | Account Code | Description | Amount |
| Ephesus Office Tech Inc. | 11000-2600-54311-0000-001030-0000 | MDC Monthly Printer Fleet Maintenance Agreement | \$107.85 |
| Ephesus Office Tech Inc. | 11000-2600-54311-0000-001030-0000 | MDC Monthly Printer Fleet Maintenance Agreement Tax | \$8.49 |
| Sub Total | | | \$116.34 |
| Voucher Number | Bank Name | Account Number | |
| PV19-048 | NMB&T | 120106372 | |
| Vendor | Account Code | Description | Amount |
| Iron Mountain Information Management Inc. | 11000-2600-55915-0000-001030-0000 | Monthly Document Storage | \$105.41 |
| Iron Mountain Information Management Inc. | 11000-2600-55915-0000-001030-0000 | Storage Regular Minimum | \$60.59 |
| Iron Mountain Information Management Inc. | 11000-2600-55915-0000-001030-0000 | Gross Receipts Tax | \$13.07 |
| Sub Total | | | \$179.07 |
| Voucher Number | Bank Name | Account Number | |
| PV19-048 | NMB&T | 120106372 | |
| Vendor | Account Code | Description | Amount |
| PESI, Inc. | 24154-1000-53330-1010-001030-0000 | Registration for teachers to attend the PESI Oppositional, Defiant & Disruptive Children and Adolescents Training in Santa Fe, NM on December 10, 2018 | \$229.99 |
| Sub Total | | | \$229.99 |
| Voucher Number | Bank Name | Account Number | |
| PV19-048 | NMB&T | 120106372 | |
| Vendor | Account Code | Description | Amount |
| Pitney Bowes | 11000-2500-54630-0000-001030-0000 | Quarterly Postage Machine Rental | \$108.28 |
| Sub Total | | | \$108.28 |
| Voucher Number | Bank Name | Account Number | |
| PV19-048 | NMB&T | 120106372 | |
| Vendor | Account Code | Description | Amount |
| Shayna Earnest | 11000-2400-56118-0000-001030-0000 | Appreciation bags for GBCS partners | \$65.66 |
| Sub Total | | | \$65.66 |
| Voucher Number | Bank Name | Account Number | |
| PV19-048 | NMB&T | 120106372 | |
| Vendor | Account Code | Description | Amount |
| Staples Business Advantage | 11000-1000-56118-1010-001030-0000 | Staedtler Pre-sharpened No. 2 Pencils, 2HB Lead, Yellow Barrel, 144/Box | \$54.70 |
| Staples Business Advantage | 11000-1000-56118-1010-001030-0000 | Staples® Filler Paper, College Ruled, 8 1/2" x 11", 400 Sheets | \$97.35 |
| Staples Business Advantage | 11000-1000-56118-1010-001030-0000 | Oxford® Twin-Pocket Portfolio, Assorted | \$6.54 |
| Staples Business Advantage | 11000-1000-56118-1010-001030-0000 | Paper Mate Arrowhead Pencil Cap Eraser, Pink, 144/Bx (73015) | \$20.98 |
| Staples Business Advantage | 11000-1000-56118-1010-001030-0000 | Tablemate® Table Set® Rectangular Table Covers, 54" x 108", Blue, 6/Pack | \$29.90 |
| Staples Business Advantage | 11000-1000-56118-1010-001030-0000 | Sustainable Earth by Staples® Napkins, 1-Ply, White, 400/Pk | \$9.38 |
| Staples Business Advantage | 11000-1000-56118-1010-001030-0000 | Lysol® Disinfecting Wipes, Lemon & Lime Blossom® Scent, 80 Wipes/Canister, 4/Pack (90641) | \$24.18 |
| Staples Business Advantage | 11000-1000-56118-1010-001030-0000 | Staples File Folders, 3-Tab, Letter Size, Manila, 100/Box (22936) | \$11.42 |
| Staples Business Advantage | 11000-1000-56118-1010-001030-0000 | Staples® Copy Paper, 20 Lb., 92 Bright, 8 1/2" x 11", White, 10-Ream Case (135848) | \$194.95 |
| Staples Business Advantage | 11000-2400-56118-0000-001030-0000 | Staples® Crystal Gel Mouse Wrist Rest, Purple | \$17.46 |
| Staples Business Advantage | 11000-1000-56118-1010-001030-0000 | Folgers® Classic Roast® Coffee, 30.5 oz. Canister | \$9.99 |

| | | | |
|---------------------------------------|-----------------------------------|---|--------------------|
| Staples Business Advantage | 11000-1000-56118-1010-001030-0000 | N'Joy Non-Dairy Powder Coffee Creamer Value Pack, 12 oz., 3/Pack (51240/94253) | \$10.98 |
| Staples Business Advantage | 11000-1000-56118-1010-001030-0000 | N'Joy Pure Sugar Value Pack, 20 oz. Canister, 3/Pack | \$5.95 |
| Staples Business Advantage | 11000-1000-56118-1010-001030-0000 | BLiC® Round Stic Grip® Xtra Comfort Ballpoint Pen with Grip, Medium Point, Purple | \$2.49 |
| Staples Business Advantage | 11000-2500-56118-0000-001030-0000 | Logitech M510 910-001822 Wireless Laser Mouse, Black | \$19.95 |
| Staples Business Advantage | 11000-1000-56118-1010-001030-0000 | VARO Portable WiFi + Bluetooth Multi-Room Speaker, Water-Resistant Speaker, Sidekick | \$17.99 |
| Sub Total | | | \$534.21 |
| Voucher Number | Bank Name | Account Number | |
| PV19-049 | NMB&T | 120106372 | |
| Vendor | Account Code | Description | Amount |
| Jane Williams | 11000-1000-56118-1010-001030-0000 | Art supplies for student classes | \$55.79 |
| Sub Total | | | \$55.79 |
| Voucher Number | Bank Name | Account Number | |
| PV19-049 | NMB&T | 120106372 | |
| Vendor | Account Code | Description | Amount |
| Juli Cobb | 11000-2400-56118-0000-001030-0000 | Reimbursement for food items purchased for the student food bank and cooking program | \$63.70 |
| Juli Cobb | 14000-1000-56108-1010-001030-0000 | Supplies for student garden and horticulture supplies | \$150.00 |
| Sub Total | | | \$213.70 |
| Voucher Number | Bank Name | Account Number | |
| PV19-049 | NMB&T | 120106372 | |
| Vendor | Account Code | Description | Amount |
| Christopher Cozzone | 11000-1000-56118-1010-001030-0000 | Red Vines for students for Movie Day | \$26.97 |
| Sub Total | | | \$26.97 |
| Voucher Number | Bank Name | Account Number | |
| PV19-049 | NMB&T | 120106372 | |
| Vendor | Account Code | Description | Amount |
| Outcomes Inc. | 11000-2400-53414-0000-001030-0000 | Outcomes Employee Assistance Program (EAP) | \$850.50 |
| Sub Total | | | \$850.50 |
| Voucher Number | Bank Name | Account Number | |
| PV19-049 | NMB&T | 120106372 | |
| Vendor | Account Code | Description | Amount |
| Staples Business Advantage | 11000-1000-56118-1010-001030-0000 | White Out - 3 pack | \$7.29 |
| Staples Business Advantage | 11000-1000-56118-1010-001030-0000 | Gel Pens | \$7.79 |
| Staples Business Advantage | 11000-1000-56118-1010-001030-0000 | Plastic Forks | \$3.99 |
| Staples Business Advantage | 11000-1000-56118-1010-001030-0000 | Plastic Spoons | \$3.99 |
| Staples Business Advantage | 11000-1000-56118-1010-001030-0000 | Desk Calendar | \$17.97 |
| Staples Business Advantage | 11000-1000-56118-1010-001030-0000 | Clorox Wipes | \$10.10 |
| Staples Business Advantage | 11000-1000-56118-1010-001030-0000 | Clorox Wipes | \$21.90 |
| Staples Business Advantage | 11000-2100-56118-0000-001030-0000 | Sharpies | \$5.99 |
| Staples Business Advantage | 11000-1000-57332-1010-001030-0000 | Easel | \$61.99 |
| Staples Business Advantage | 11000-1000-56118-1010-001030-0000 | Easel Pads - 2 count | \$57.99 |
| Staples Business Advantage | 11000-1000-56118-1010-001030-0000 | Gel Pens | \$21.98 |
| Staples Business Advantage | 11000-1000-56118-1010-001030-0000 | Ballpoint Pens | \$10.98 |
| Staples Business Advantage | 11000-1000-56118-1010-001030-0000 | Ballpoint Pens | \$10.98 |
| Staples Business Advantage | 11000-1000-56118-1010-001030-0000 | Hanging File Folders | \$40.47 |
| Staples Business Advantage | 11000-1000-56118-1010-001030-0000 | Power Strips | \$31.38 |
| Staples Business Advantage | 11000-1000-56118-1010-001030-0000 | File Crates | \$30.27 |
| Staples Business Advantage | 11000-1000-56118-1010-001030-0000 | Dividers | \$16.90 |
| Staples Business Advantage | 11000-1000-56118-1010-001030-0000 | Wireless Mouse | \$44.97 |
| Staples Business Advantage | 11000-1000-56118-1010-001030-0000 | Belkin WaveRest Gel Filled Cushioned Mousepad, Blue | \$9.49 |
| Staples Business Advantage | 11000-2400-56118-0000-001030-0000 | Belkin WaveRest Gel Filled Cushioned Mousepad, Blue | \$9.49 |
| Staples Business Advantage | 11000-1000-56118-1010-001030-0000 | Logitech M535 Wireless Bluetooth Compact Optical Mouse, Ambidextrous, Blue (910-004529) | \$24.99 |
| Sub Total | | | \$450.90 |
| Voucher Number | Bank Name | Account Number | |
| PV19-049 | NMB&T | 120106372 | |
| Vendor | Account Code | Description | Amount |
| Bilingual Multicultural Services, Inc | 11000-2100-53212-2000-001030-0000 | Speech and Language Therapy Services | \$150.00 |
| Bilingual Multicultural Services, Inc | 11000-2100-53212-2000-001030-0000 | Gross Receipts Tax | \$11.81 |
| Sub Total | | | \$161.81 |
| Grand Total | | | \$49,736.24 |

Gordon Bernell Charter School

Payroll Voucher Management Report

[Cycle Name]: "FY2019"; Created On: 1/11/2019 1:08:40 PM

| Voucher Status | Voucher Number | Voucher Date | Description | Approved By | Approved Date | Voucher Total |
|----------------|----------------|--------------|---|---------------------|---------------|---------------|
| Paid | PV19-086 | 12/05/2018 | NMPSIA 2018 11 | Loftis, Kristalyn M | 12/06/2018 | \$23,250.56 |
| Paid | PV19-087 | 12/05/2018 | RHC 2018 11 | Loftis, Kristalyn M | 12/06/2018 | \$4,786.87 |
| Paid | PV19-088 | 12/07/2018 | ERB 2018 11 | Loftis, Kristalyn M | 12/07/2018 | \$38,722.82 |
| Paid | PV19-089 | 12/04/2018 | Standard Parking 2018 11 | Loftis, Kristalyn M | 12/04/2018 | \$135.00 |
| Paid | PV19-090 | 12/06/2018 | Allstate 2018 11 | Loftis, Kristalyn M | 12/06/2018 | \$76.83 |
| Paid | PV19-092 | 12/04/2018 | Legal Shield 2018 11 | Loftis, Kristalyn M | 12/04/2018 | \$86.70 |
| Paid | PV19-093 | 12/06/2018 | SWT 2018 11 | Loftis, Kristalyn M | 12/06/2018 | \$4,187.01 |
| Paid | PV19-098 | 12/14/2018 | DD PR19-010 2018 12 14 | Loftis, Kristalyn M | 12/18/2018 | \$48,861.41 |
| Paid | PV19-099 | 12/14/2018 | EFTPS PR19-010 2018 12 14 | Loftis, Kristalyn M | 12/18/2018 | \$17,987.57 |
| Paid | PV19-100 | 12/17/2018 | Child Support Garnishment PR19-010 2018 12 14 | Loftis, Kristalyn M | 12/18/2018 | \$194.50 |
| Paid | PV19-101 | 12/14/2018 | NM Tax & Rev Garnishment PR19-010 2018 12 14 | Loftis, Kristalyn M | 12/18/2018 | \$409.43 |
| Paid | PV19-107 | 12/28/2018 | First Financial 2018 12 | Loftis, Kristalyn M | 12/20/2018 | \$1,090.68 |
| Paid | PV19-110 | 12/14/2018 | DD PR19-010S 2018 12 14 Excellence in Teaching | Loftis, Kristalyn M | 12/18/2018 | \$7,116.23 |
| Paid | PV19-111 | 12/14/2018 | EFTPS PR19-010S 2018 12 14 Excellence in Teaching | Loftis, Kristalyn M | 12/18/2018 | \$3,214.12 |
| Paid | PV19-112 | 12/14/2018 | EFTPS PR19-010S2 2018 12 14 | Loftis, Kristalyn M | 12/18/2018 | \$1,285.86 |
| Paid | PV19-113 | 12/28/2018 | DD PR19-011 2018 12 28 | Loftis, Kristalyn M | 01/04/2019 | \$50,215.16 |
| Paid | PV19-114 | 12/28/2018 | EFTPS PR19-011 2018 12 28 | Loftis, Kristalyn M | 01/04/2019 | \$18,878.88 |
| Paid | PV19-115 | 12/28/2018 | Child Support Garnishment PR19-011 2018 12 28 | Loftis, Kristalyn M | 01/04/2019 | \$194.50 |
| Paid | PV19-116 | 12/28/2018 | NM Tax & Rev Garnishment PR19-011 2018 12 28 | Loftis, Kristalyn M | 12/20/2018 | \$409.43 |