

2017-18 District Report Card



Anaconda H S

1410 West Park Ave.
Anaconda, MT 59711

Grades Served: 9 - 12

Student Enrollment: 321

Montana Accountability System

As required under the Every Student Succeeds Act (ESSA), Montana developed an accountability system to meaningfully differentiate schools by the support needed.

Schools are identified as one of the following:

- [Comprehensive Support & Improvement \(CSI\) Schools](#)
- [Targeted Support & Improvement \(TSI\) Schools](#)
- [Universal Support Schools](#)

Schools Within District

Click below for detailed information about each school

- [Anaconda Sr High School](#)

Due to rounding, percentages on each page may not add up to 100%.

An asterisk (*) indicates this number has been suppressed for student privacy and security reasons ([Privacy & Security Details](#)).

[Report Card Definitions & Methodology](#)

Click here for more detail about Accountability

Student Achievement Scores

Mathematics



	Novice	Nearing Proficient	Proficient	Advanced
District	42%	33%	20%	5%
State	29%	30%	24%	17%

Reading



	Novice	Nearing Proficient	Proficient	Advanced
District	36%	30%	26%	8%
State	26%	24%	31%	19%

Science



	Novice	Nearing Proficient	Proficient	Advanced
District	12%	37%	27%	24%
State	11%	28%	42%	18%

Due to rounding, percentages on each page may not add up to 100%.

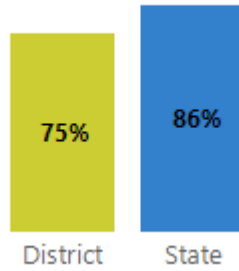
An asterisk (*) indicates this number has been suppressed for student privacy and security reasons ([Privacy and Security Details](#)).

■ Novice
 ■ Nearing Proficient
 ■ Proficient
 ■ Advanced

[Click here for more detail about Student Achievement](#)

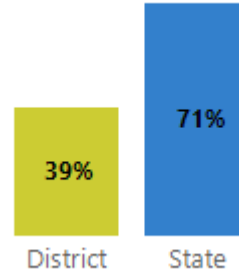
Student Achievement Progress Scores

% of students graduating high school in four years



[Click for more information](#)

% of students who are college or career ready



[Click for more information](#)

English Learners

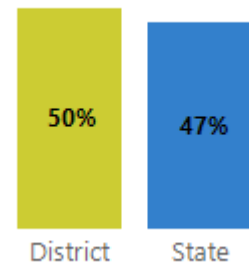
English Learners *

% Achieved Proficiency *

% Students Showing Progress on the EL Assessment *

School Attendance

% of students with at least 95% attendance for the entire school year



Educator Qualifications

[Click here for details on Educator Qualifications \(inexperienced educators, emergency provisional licenses, educators working out of field\)](#)

School Quality, Climate, and Safety

Source: [Civil Rights Data Collection as published by the US Department of Education Office of Civil Rights](#).

An asterisk (*) indicates this number has been suppressed for student privacy and security reasons ([Privacy & Security Details](#)).

[Click here for details on Montana Civil Rights Data Collection](#)

School Finance

Data on school level expenditures for 2017-18 was not required to be reported. School level expenditures for 2018-19 will be reported on the 2018-19 Report Card.

Due to rounding, percentages on each page may not add up to 100%.

An asterisk (*) indicates this number has been suppressed for student privacy and security reasons ([Privacy and Security Details](#)).

2017-18 District Report Card



Anaconda Elem

1410 West Park Ave.
Anaconda, MT 59711

Grades Served: K - 8

Student Enrollment: 733

Montana Accountability System

As required under the Every Student Succeeds Act (ESSA), Montana developed an accountability system to meaningfully differentiate schools by the support needed.

Schools are identified as one of the following:

- [Comprehensive Support & Improvement \(CSI\) Schools](#)
- [Targeted Support & Improvement \(TSI\) Schools](#)
- [Universal Support Schools](#)

Schools Within District

Click below for detailed information about each school

- [Anaconda Jr High School](#)
- [Fred Moodry Intermediate](#)
- [Lincoln Primary](#)

Due to rounding, percentages on each page may not add up to 100%.

An asterisk (*) indicates this number has been suppressed for student privacy and security reasons ([Privacy & Security Details](#)).

Report Card Definitions & Methodology

[Click here for more detail about Accountability](#)

Student Achievement Scores

Mathematics



	Novice	Nearing Proficient	Proficient	Advanced
District	40%	29%	19%	12%
State	29%	30%	24%	17%

Reading



	Novice	Nearing Proficient	Proficient	Advanced
District	35%	28%	22%	15%
State	26%	24%	31%	19%

Science



	Novice	Nearing Proficient	Proficient	Advanced
District	4%	27%	52%	17%
State	11%	28%	42%	18%

Due to rounding, percentages on each page may not add up to 100%.

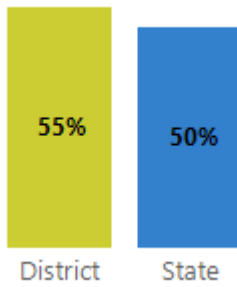
An asterisk (*) indicates this number has been suppressed for student privacy and security reasons ([Privacy and Security Details](#)).

■ Novice
 ■ Nearing Proficient
 ■ Proficient
 ■ Advanced

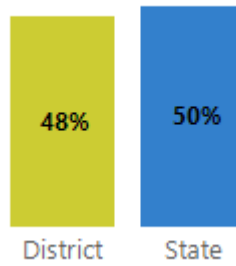
[Click here for more detail about Student Achievement](#)

Student Achievement Progress Scores

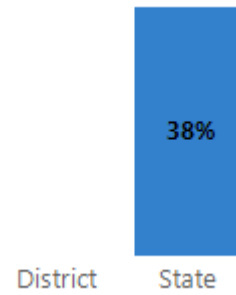
% of students showing progress in Reading



% of students showing progress in Mathematics



% of English Learners showing progress toward English proficiency

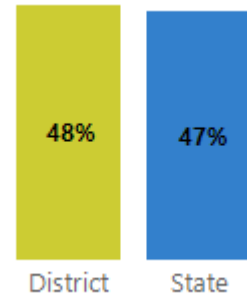


English Learners

# English Learners	*
% Achieved Proficiency	*
% Students Showing Progress on the EL Assessment	*

School Attendance

% of students with at least 95% attendance for the entire school year



Educator Qualifications

[Click here for details on Educator Qualifications \(inexperienced educators, emergency provisional licenses, educators working out of field\)](#)

School Quality, Climate, and Safety

Source: [Civil Rights Data Collection as published by the US Department of Education Office of Civil Rights.](#)

An asterisk (*) indicates this number has been suppressed for student privacy and security reasons ([Privacy & Security Details](#)).

[Click here for details on Montana Civil Rights Data Collection](#)

School Finance

Data on school level expenditures for 2017-18 was not required to be reported. School level expenditures for 2018-19 will be reported on the 2018-19 Report Card.

Due to rounding, percentages on each page may not add up to 100%.

An asterisk (*) indicates this number has been suppressed for student privacy and security reasons ([Privacy and Security Details](#)).