

Accountability Report

Issued 2018–19

Brookwood High School

William Bo Ford, Jr., *Principal*

Dr. Reuben Gresham, *Assistant Superintendent*



Local school improvement connected to district's strategic direction

Gwinnett County Public Schools' accountability system for improving schools is called the Results-Based Evaluation System (RBES). RBES fairly and systematically measures a school's progress, providing a process that clearly communicates expectations; reviews, monitors, and supports school performance; and evaluates that performance. This report reflects achievement data and state data reporting from the 2017–18 school year, as well as consolidated information on the school's effectiveness, based on multiple measures and student characteristics. Using the data in this report, school administrators, teachers, and parent advisory groups developed

this year's Local School Plans for Improvement (LSPI) which outline our improvement goals and guide the work we will do throughout the 2018–19 school year to support student learning. These improvement plans are connected to the school district's strategic direction and our core business of teaching and learning. Find our school's LSPI on the website. The Brookwood school council and school leaders collaborated on the highlights in this accountability report, which also serves as the school's annual report.

Please review this report to learn more about our improvement efforts and progress.

CONTENTS

About School Improvement and the School Effect

2017–18 Results

2017–18 State Reporting

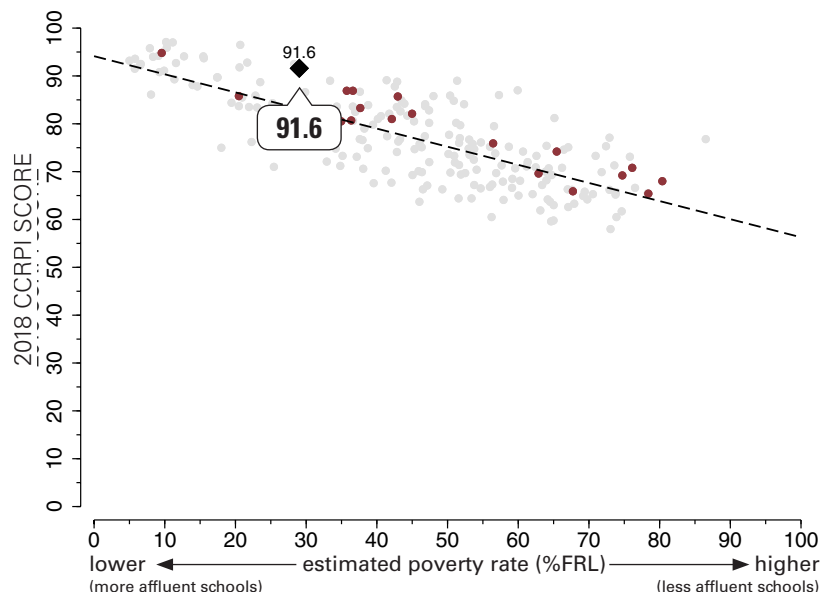
2017–18 Highlights



The School Effect: Putting Brookwood High School's CCRPI score in context

The "school effect"—the impact of what happens in the classroom—acknowledges the work of our faculty and staff in meeting our students where they are academically, and helping them to make progress, no matter where they start. Schools all strive to add value to a student's education from year-to-year, causing students to make academic gains. One way to measure effectiveness in educating *all* students is to review a school's score on Georgia's College and Career Ready Performance Index (CCRPI), adjusting for the level of poverty at the school, to see the school effect on students' academic growth.

This graphic representation plots CCRPI scores for high schools in the state (gray dots) against the percentage of the student population receiving free-and-reduced-lunch (FRL Percentage), a measure of poverty. The plotted points form a trend line representing the typical achievement level of a school in Georgia with its level of student poverty. The graph shows how Brookwood (represented by a large black diamond) and all GCPS high schools (maroon dots) fare when considering expected performance based on poverty measures. Dots above the line are higher-than-expected scores and dots below the line reflect lower-than-expected scores. *Note: Georgia schools that serve breakfast and lunch to all students at no cost are not included in this comparison.*



2017–18 Results: College-Admissions Tests

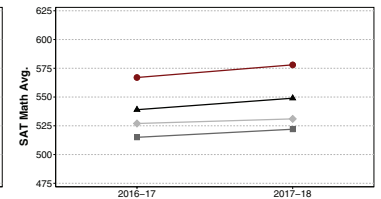
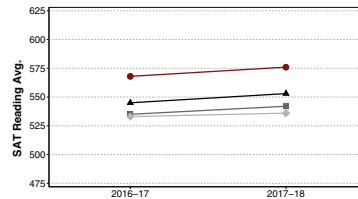
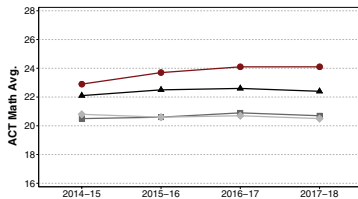
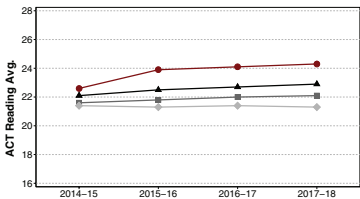
Students are encouraged to take one or both of the college-admissions tests that most colleges and universities require for admissions. The two tests—the SAT and the ACT—both assess college-readiness in language arts/reading and mathematics, with a science section on the ACT. Both the SAT and the ACT also have an optional essay component.

2017–18 ACT Averages

School	English	Math	Reading	Science	Total
Brookwood	23.5	24.1	24.3	23.8	24.1
GCPS	22.0	22.4	22.9	22.4	22.6
State	20.9	20.7	22.1	21.2	21.4
National	20.2	20.5	21.3	20.7	20.8

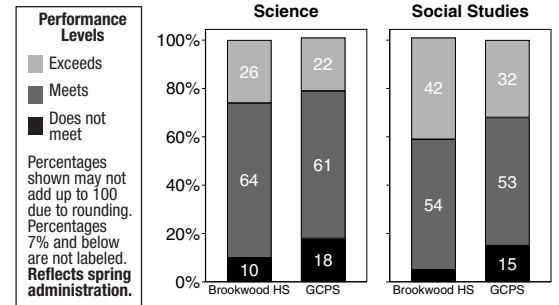
2017–18 SAT Averages

School	Reading/Writing	Math	Total
Brookwood	576	578	1154
GCPS	553	549	1102
State	542	522	1064
National	536	531	1068



2017–18 Results: High School Gateway Assessment

Gwinnett students must pass the school system's High School Gateway Assessment as a requirement for earning a regular diploma. Typically given in the 10th grade, the Gateway measures students' ability to write effectively about what they have learned in three courses taken in the first years of high school—Biology, Chemistry, and World History. Students write an essay on each topic, using their own knowledge and document-based information. Students regularly write essays and take assessments in class that mirror the Gateway format. This experience helps develop proficiency in content knowledge and writing skills required for college, career, and citizenship. To assist students, GCPS offers additional resources, tutorials, and practice opportunities. While most students are successful on their first try, those who are not have additional opportunities to take and pass the test.



2017–18 Results: Advanced Placement (AP) Exams

Advanced Placement (AP) courses are challenging, college-level classes taught by specially trained high school teachers. Students have the option of taking an AP exam at the end of the school year. Many colleges award credit for passing the exams or allow a student to exempt certain courses. The table below shows the percentage of students who took an AP class at Brookwood High, compared to the county average. The chart also shows the percentage of optional, course-specific AP exams taken, as well as the percentage of test-takers who scored 3 or better on a 5-point scale on one or more AP exams. In 2017–18, 13.6% of courses taken at Brookwood were AP courses, compared to 9.8% at all GCPS high schools.

AP Percentages	2015–16		2016–17		2017–18	
	Brookwood	GCPS	Brookwood	GCPS	Brookwood	GCPS
% Students Who Took an AP Course	38.6	33.6	38.3	33.0	39.1	31.2
% AP Exams Taken	90.1	85.4	88.6	83.6	86.8	83.0
% Test-Takers Who Scored 3+	79.4	61.5	76.2	62.5	77.7	66.7

2017–18 Graduation Rate Information

The Graduation Rate is calculated using the number of students who begin 9th grade at the same time and graduate within four years with a regular education diploma. Students who take longer than four years to complete high school are not considered on-time graduates for the purpose of graduation rates, but they are not considered dropouts either. Additional students in the cohort will go on to graduate with a full diploma in their 5th year. Data shows that large numbers of students moving in during high school who are behind can have a negative impact on a school's graduation rate, just as having students move who can't be accounted for affects the rate. A number of GCPS initiatives—Credit Recovery, Online Campus courses, 7th period classes at Phoenix High, and summer school—offer students more opportunities to get and stay on pace for on-time graduation. GCPS is working to ensure that all students graduate, even if some students need more time to do so, and that all students are college- and career-ready.

Graduation Rate (2015 to 2018)

School	2015	2016	2017	2018
Brookwood	93%	93%	93%	92%
GCPS	78%	80%	81%	82%
State	79%	79%	81%	82%

2017–18 Senior Report

	Students Completing HS†	Number Who Enrolled in College or Postsecondary School (Fall 2016)*	Number of Honor Graduates†	Seniors with Dual Enrollment†
Brookwood	815	664	286	129
GCPS	11651	8003	3347	1569

*Based on the National Student Clearinghouse enrollment records

†Reflects system-reported data as of August 2018

2017–18 State Results: End of Course (EOC) Assessments

The Georgia Milestones Assessment System measures how well students have learned the knowledge and skills outlined in the state content standards for core subjects. High school students took an End of Course (EOC) assessment for courses designated by the State Board of Education. The higher bar set by Milestones is aimed at better preparing students for college and career and providing a more realistic picture of academic progress. The results factor in as 20% of a student's second-semester grade in the high school courses tested.

Percentage of EOC Assessments scored Proficient/Distinguished

Assessment	Brookwood	GCPS	State
9th Grade Lit. and Comp.	74.0	59.4	50.0
11th Grade American Lit. and Comp.	69.6	55.3	45.1
Geometry	75.4	52.0	43.2
Biology	71.4	58.1	48.1
U.S. History	74.2	57.4	46.1
Economics	77.4	53.6	47.8

Note. Results reflect a weighted average of winter and spring scores. EOC results for high school math and science courses taken by 8th graders are reported in middle school results.

2017–18 State Reporting: Georgia's College and Career Ready Performance Index (CCRPI)

The College and Career Ready Performance Index (CCRPI) is the state's accountability system. Redesigned in 2017–18, it assesses how well students are prepared for college and careers and ensures that schools are focused on improving achievement among all students. The CCRPI recognizes a school's levels of student test performance as well as those students' improvements in performance across years and the school's progress in closing achievement gaps with traditionally underserved subgroups of students.

Schools earn CCRPI points based on indicators that vary by grade and school level and align with measures of college- and career-readiness. For 2017–18, high schools earned up to a set number of points in five main categories, for a total of 100 possible points. Here are the factors considered in awarding points at the high school level in each category:

- **Content Mastery points** increase with greater percentages of students performing at high levels on the state's End of Course (EOC) assessments.
- **Progress points** are tied to the level of academic progress students make from year to year.
- **Closing Gap points** are earned as schools work to close the gaps between different groups of students, including students learning English, students living in poverty, and students with disabilities.
- **Readiness points** take into account factors that have an impact on students' college- and career-readiness, including reading ability; attendance; completion of accelerated coursework (AP, IB, or Dual Enrollment) and advanced academic, career/technical education, world language, or fine arts pathways; achievement of college-readiness scores on college-admission tests; success on End of Pathway assessments or completion of a work-based learning program; and preparation for coursework at a college/university in the Georgia Technical or University systems.
- **Graduation Rate points** are earned for four- and five-year graduation rates.

About CCRPI Star Ratings... Under CCRPI, schools are awarded star ratings in two areas— school climate and financial efficiency— using a five-star scale.

- **The School Climate rating** takes into account discipline and attendance data as well as perceptions of the quality and character of the school and its learning environment. Brookwood was awarded a School Climate star rating of ★★★★★.
- **The Financial Efficiency rating** is a measure that compares a school's spending per student to the overall academic performance of its students. The School Financial Efficiency ratings for 2017–18 were not published at the time 2018 CCRPI results were released in the fall. Once available, parents can find them here: <http://www.gadoe.org/CCRPI/Pages/default.aspx>.

	Brookwood	GCPS	State
CCRPI Total Score (out of 100 possible points)	91.6	79.7	75.3
Content Mastery (30% of total)	94.6	77.2	66.9
Progress (30% of total)	90.4	83.3	83.0
Closing Gap (10% of total)	90.3	75.0	70.0
Readiness (15% of total)	87.3	77.7	73.4
Graduation Rate (15% of total)	93.2	93.2	93.2
<i>All CCRPI scores are out of 100 possible points. The Total Score is made up of five weighted subscores, each accounting for a percentage of the total score. The calculation for Brookwood HS's Total Score of 91.6 is 30% of 94.6 + 30% of 90.4 + 10% of 90.3 + 15% of 87.3 + 15% of 93.2.</i>			

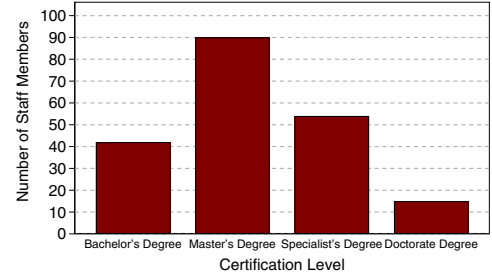
Brookwood High School

Other 2017–18 Highlights...

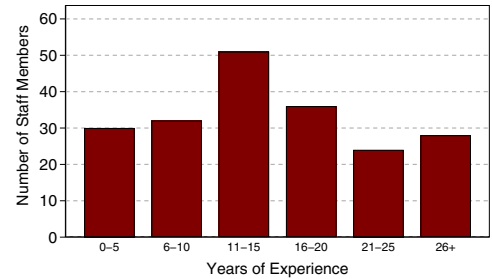
- Brookwood High School was recognized by U.S. News and World Report magazine and Niche.com as a top high school.
- Brookwood was acknowledged by the Georgia Department of Education as a 2018 Advanced Placement (AP) Honor School in four categories—AP Merit, AP STEM (Science, Technology, Engineering, and Mathematics), AP STEM Achievement, and AP Humanities.
- Brookwood High was recognized by the Governor’s Office of Student Achievement as a Highest Performing School at the Silver level under Georgia’s Single Statewide Accountability System.
- Brookwood’s Class of 2018 had 838 graduates, including 338 AP scholars, 286 Honor Grads, six National Merit Scholar Semifinalists, four military academy appointees, and 13 Georgia Scholars, the most in the state. Scholarships offered beyond HOPE totaled more than \$40 million.
- The Science Olympiad team won its eighth consecutive state title.
- Boys and Girls Swimming won state titles and the coach was named State and County Coach of the Year.
- Nine Broncos were accepted into the Governors Honors Program, a prestigious residential summer program for academically and artistically talented Georgia students funded by the state.
- The Future Business Leaders of America (FBLA) team won two events at the state championship.
- 3M Corporation provided Brookwood with a \$35,000 grant to equip an aquaponics classroom facility.
- Brookwood’s athletic teams earned 11 Region championship titles: Softball, Volleyball (for the 11th time), Competitive Cheerleading, Football, Dual Wrestling, Traditional Wrestling, Boys Swimming, Girls Swimming, Girls Track and Field, Boys Tennis, and Girls Tennis. Teams had 53 college sports signings.
- The Bronco Football team advanced to the state semifinals.
- We were pleased that 41 Performing Arts students advanced to All-State auditions: Band (11), Jazz Band (four), Chorus (10), and Orchestra (16).
- Brookwood’s Theater Department was One-Act Play region runner-up, winning All-Star Cast Award and Best Supporting Actress and Actor awards. The International Thespian Society inducted 28 students.
- In Visual Arts, five student artists advanced to All-State.
- Faculty awards included the Scholastic and School Library Journal’s School Librarian of the Year (one of five in the country) and National Council of Teachers of English’s High School Teacher of Excellence.
- Brookwood organizations, students, and faculty raised \$134,604 for charity, bringing a four-year total to \$528,380. In 2014, Brookwood launched its March to \$1 Million campaign to reach \$1 Million by 2025.

2017–18 Staff Data

Staff Certification Level



Experience in Education



Student Data (2015–16 to 2017–18)

	School Year		
	15–16	16–17	17–18
Enrollment	3476	3515	3547
+American Indian/Alaskan Native*	0%	0%	0%
+Asian*	16%	16%	17%
+Black/African American*	25%	27%	28%
+Hispanic or Latino, <i>any race</i>	13%	14%	15%
+Multiracial, <i>two or more races</i> *	4%	4%	4%
+Native Hawaiian/Pacific Islander*	0%	0%	0%
+White*	41%	38%	36%
Special Education	10%	11%	10%
ESOL	2%	2%	3%
Free/Reduced Lunch	28%	28%	29%
Average Attendance	97%	97%	97%

*Not Hispanic or Latino

School Safety Perceptions

Based on responses from those with an opinion who responded to the 2017–18 RBES Perception Survey...

- 92.8% of students agreed or strongly agreed that they felt safe at Brookwood High.
- 96.8% of parents agreed or strongly agreed that their child’s school was safe.

The mission of Gwinnett County Public Schools is to pursue excellence in academic knowledge, skills, and behavior for each student, resulting in measured improvement against local, national, and world-class standards.

Brookwood High School
 1255 Dogwood Road, Snellville, GA 30078
 (770) 972-7642 • www.brookwoodhighschool.net
 William Bo Ford, Jr., Principal

Gwinnett County Public Schools
 437 Old Peachtree Rd., NW • Suwanee, GA 30024-2978
www.gwinnett.k12.ga.us

2019 Gwinnett County Board of Education

Dr. Mary Kay Murphy (District III), 2019 Chairman;
 Louise Radloff (District V), 2019 Vice Chairman; Carole C. Boyce (District I);
 Steven B. Knudsen (District II); and Everton Blair, Jr. (District IV)
 J. Alvin Wilbanks, CEO/Superintendent