


Information Needed for Students to Enter Responses

Students will sign in to the Student Response System online using the following URL address:

Link >> <https://www.dmac-solutions.net/student/>

Prior to logging in, the student will need the following information:

- > State or Local ID number
- > Date of Birth
- > Test ID number



USER TIP:

Users logged in as Teachers in DMAC can quickly print a list of their students' Local and State ID numbers

- > Click on your name in the upper right hand corner
- > Click **Account** icon
- > Click Print above the list of classes for **ALL** classes or choose Print for individual classes - (use EITHER state or local ID number)
- > **NOTE:** Users logged in at the District or Campus level will need to identify the teacher after clicking Account from the Teacher portion of the top navigation bar in Utilities in order to print IDs for a specified class.

Content	Number	Description	Per	Sec	Stem	Count	Updated
Math	1118		01	05	1	21	03/27/13 02:48 PM
Reading/ELA	1101		01	05	1	20	02/15/13 08:11 PM
Science	1121		01	05	1	20	02/15/13 08:11 PM
Social Studies	1131		01	05	1	20	02/15/13 08:11 PM
Attendance 1 (G)	9011		02	05	1	20	02/15/13 08:11 PM
Conduct	9001		02	05	1	20	02/15/13 08:11 PM
Reading/ELA	1101		01	05	2	20	02/15/13 08:11 PM
Math	1118		01	05	2	20	02/15/13 08:11 PM
Social Studies	1131		01	05	2	20	02/15/13 08:11 PM
Science	1121		01	05	2	20	02/15/13 08:11 PM
Conduct	9001		02	05	2	20	02/15/13 08:11 PM
Attendance 1 (G)	9011		02	05	2	20	02/15/13 08:11 PM
RTI Math		RTI Math	10	2	2	03/03/13 11:02 AM	



TEKScore:

Test Keys

Scoring Guide

Copying a Test Key

Test Forms

Video: Test Keys & Forms

Scan and Score: Scantron Forms

Scan and Score: Plain Paper

Scanner Setup

Student Response System

Video: Scan & Score

Individual Student Document

Data Export

Manual Entry of Answer Documents

Video: Documents

Reports

Teacher Dashboard

Video: Reports

1.866.988.6777

www.dmac-solutions.net

Students Sign in Online and Submit Responses:

Students will complete the following screens in order to submit their responses to an assessment:

- > Enter **Student ID, Birth Date** and **Test ID**, click **Login**

Note: If a student has already completed the test, they cannot login again and will see the following error message.



Student Sign In

Student ID

Birth Date

Test ID

DMAC ISD
5th Six Weeks Exam

Select Class

Select Campus
DMAC ELEMENTARY

Select Teacher
Borchard, Heidi

Select Semester
1 2

Select Class

Course	Number	Period	Section	Semester
MATH 5	0501	01	10	1
MATH 5 BLOCK 3	0514	03	10	1
SCI/HEALTH 5	0502	03	10	1
Borchard	0502	03	10	1

- > Select **Campus, Teacher, Semester** and **Class**. A green ✓ appears next to the selected class.

Note: If a student selects the wrong class, this can be corrected by a teacher/administrator and it will not affect the scoring of their test.

- > Click **Continue**

- > Students will have a chance to review the session information selected. They can click **Back** to make changes or click **Start** to enter responses to their assessment online. **NOTE: Do NOT click the browser back arrow; this will lock the test session for the student.**

DMAC ISD
5th Six Weeks Exam

Review Session

Student

First Name: Abigail
Last Name: Tockey
Birthdate: 3/2/2005
Age: 11

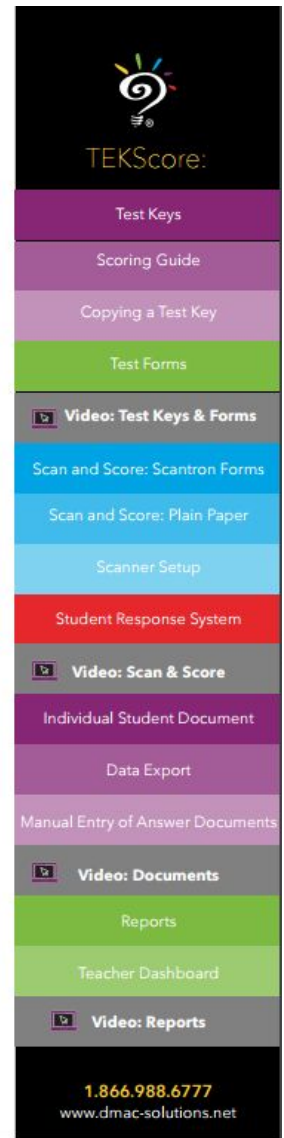
Test:

Name: 5th Six Weeks Exam
Subject: Mathematics
Language: English

Class:

Campus: DMAC ELEMENTARY
Teacher: Heidi Borchard
Class: MATH 5
Number: 0501
Room: 05
Section: 10
Semester: 1

By clicking Start, you confirm that the information above is correct and you are ready to enter your test responses.



- Enter Test Responses and click **Review** to continue
- A warning message will appear if the student has not entered an answer for any of the questions. Click **Edit** to return to the previous screen and modify answers.
- Click **Score** when all answers are entered.

Note: Student will get immediate feedback with a message that they got 'XX out of XX' items correct. Once an assessment has been scored, they cannot go back and make changes to their answers or login to the test from another screen or device.

- Click **Sign Out** to return to the Student Response System login screen.

DMAC ISD
5th Six Weeks Exam

Abalgeal Toohey
Sign Out

Test Responses

- 1) A B C D E [clear]
- 2) F G H J K [clear]
- 3) A B C D E [clear]
- 4) F G H J K [clear]
- 5) A B C D E [clear]
- 6) F G H J K [clear]
- 7) A B C D E [clear]
- 8) F G H J K [clear]
- 9) 225
- 10) teacher scored

Review

DMAC ISD
5th Six Weeks Exam

Abalgeal Toohey
Sign Out

Review Responses

Warning
2 item(s) do not have a response

- 1) A
- 2) F
- 3) no response
- 4) G
- 5) C
- 6) H
- 7) D
- 8) no response
- 9) 225
- 10) teacher scored

Score Edit

DMAC ISD
1st six weeks pb

Hannah Cook
Sign Out

Test Complete

1 out of 10 responses were correct

Your test has been scored and results are available through your test administrator. Click the Sign Out button to complete your test session.

Note: If a student clicks the **Sign Out** button before clicking **Score**, they will see the following warning message:

Confirm Sign Out

If you sign out, you will not be able to complete this test without administrator approval.

Are you sure you want to sign out?

No, Return Yes, Sign Out

Managing Sessions

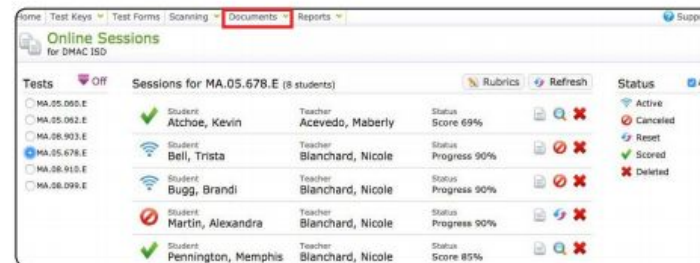
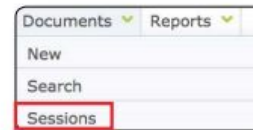
- Once students have logged in, Teachers or Administrators can manage sessions in TEKSore by clicking **Documents > Sessions** from the top navigation bar.
- Identify the test on the left of the screen and then utilize the icons, to reset access to a test, view the results, etc.
- Refresh browser often during session

The following operations occur automatically:

- All sessions with a status of "Active" will be updated to a status of "Canceled" at the end of the day.
- All online test keys will be disabled after five days from the last date the test key was enabled.
- All sessions with a status of 'Deleted', 'Reset', or 'Canceled' will be permanently deleted after 30 days.

Session Icons:

	Session Details - to see when a student signed in and what activity they have had related to that assessment in real-time.
	Review Results - see the results from a test that has been scored.
	Delete - remove the session details and answers tied to that particular student.
	Reset - reset a student so they can once again login and access the test to complete their answers.
	Canceled - indicates that a student signed out before scoring their test. Click Cancel on online students to terminate their session.
	Online - indicates that a student is in the process of completing the test currently online but has not clicked the score or sign out button.



Test Keys

Scoring Guide

Copying a Test Key

Test Forms

Video: Test Keys & Forms

Scan and Score: Scantron Forms

Scan and Score: Plain Paper

Scanner Setup

Student Response System

Video: Scan & Score

Individual Student Document

Data Export

Manual Entry of Answer Documents

Video: Documents

Reports

Teacher Dashboard

Video: Reports

1.866.988.6777

www.dmac-solutions.net