

Oilton Public Schools

Budget

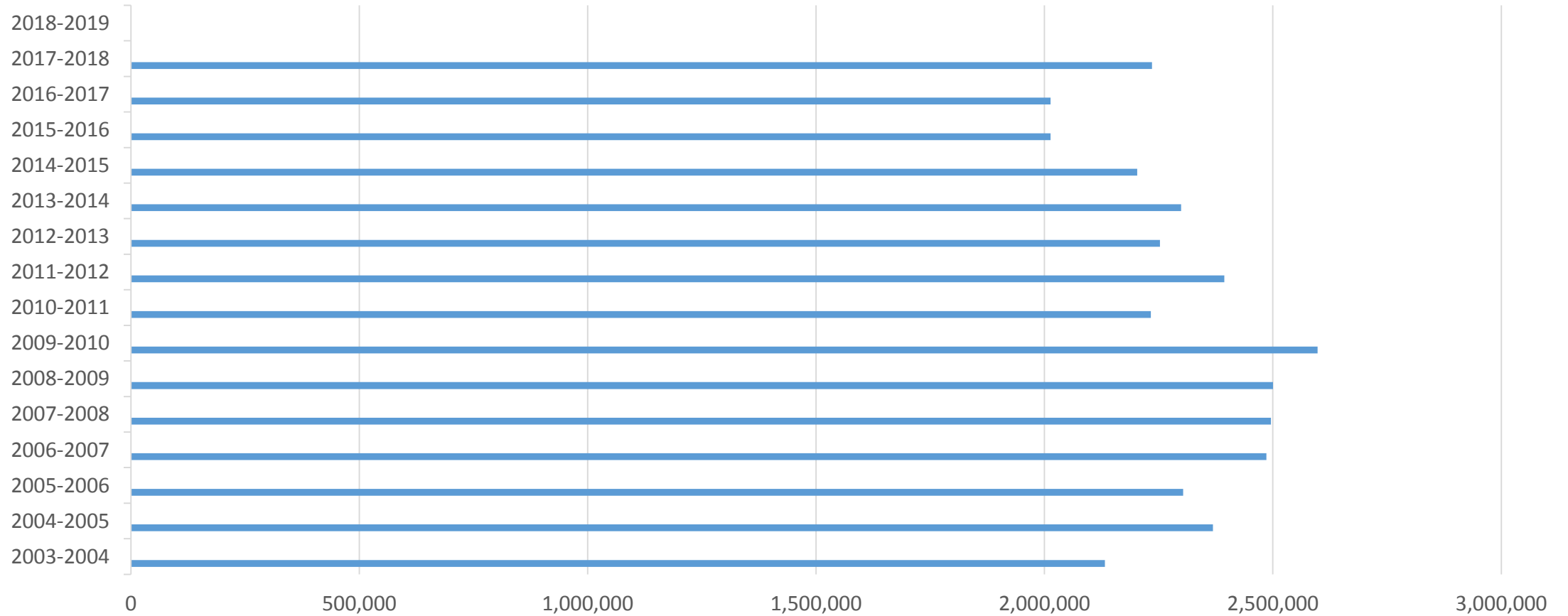
2018-2019

General Fund Appropriations

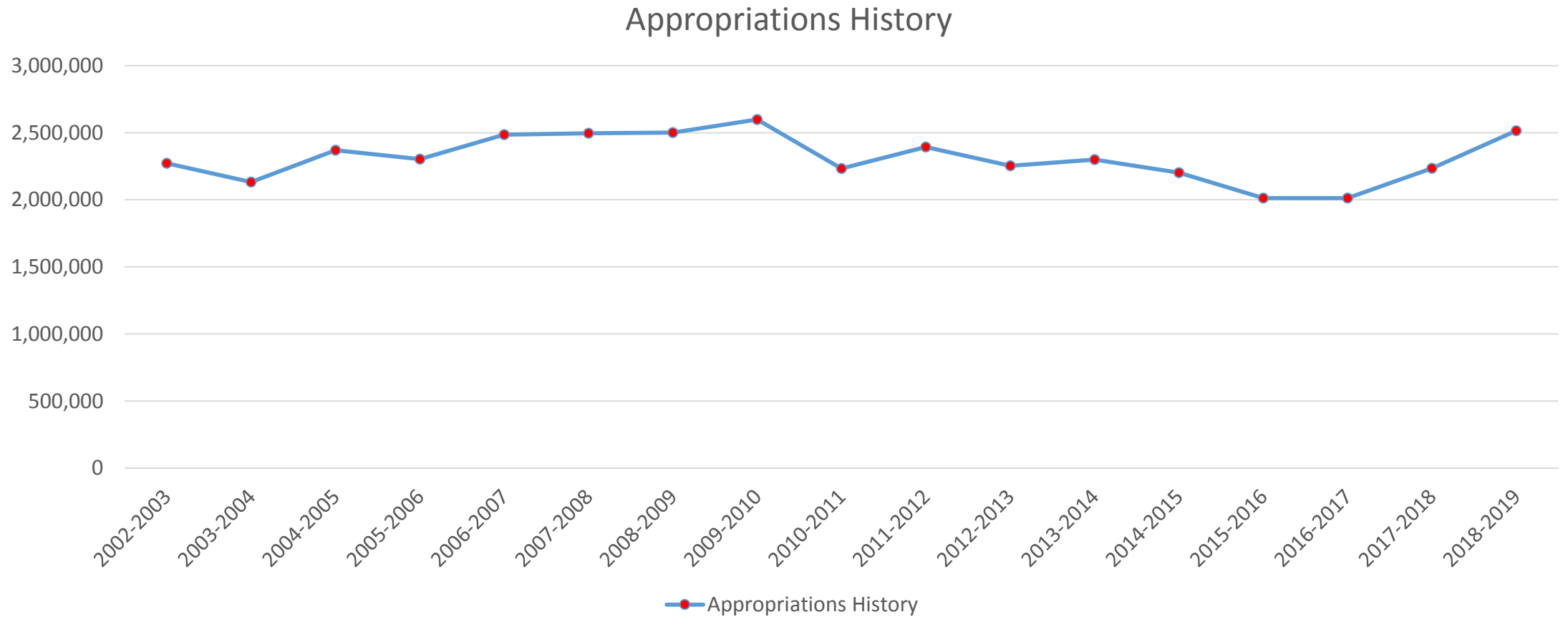
	2002-2003	2003-2004	2004-2005	2005-2006	2006-2007	2007-2008	2008-2009	2009-2010	2010-2011	2011-2012	2012-2013	2013-2014	2014-2015	2015-2016	2016-2017	2017-2018	2018-2019
Fund Balance	95,946	221,806	400,385	282,950	353,540	401,548	359,046	359,966	317,003	514,767	485,767	433,861	319,775	213,491	158,569	339,663	388,676
Ad Valorem Tax	119,419	128,729	125,716	131,679	121,959	156,827	159,002	159,002	164,560	165,400	165,464	168,630	166,444	166,451	166,451	182,069	182,425
County 4 Mill Tax	25,686	31,276	28,148	33,887	30,498	31,818	38,859	38,788	35,761	29,829	31,692	32,794	34,622	30,675	30,675	37,265	39,218
Gross Product Tax	11,009	12,898	11,608	26,246	23,621	26,332	27,902	31,431	24,996	30,952	22,383	32,626	27,165	24,035	24,035	13,817	15,937
Motor Vehicle Tax	114,955	115,892	104,302	115,891	104,302	104,302	115,892	104,937	104,937	116,868	121,345	125,416	135,848	135,095	135,095	106,198	104,745
R.E.A. Tax	36,416	39,326	35,393	42,180	37,962	42,331	48,794	55,717	60,535	63,146	64,371	64,872	67,271	65,527	65,527	64,270	74,494
School Land Earnings	29,413	28,702	25,831	23,746	21,371	22,756	27,429	29,751	29,751	45,020	44,969	40,217	41,656	33,466	33,466	43,762	44,471
Other State Sources	156,162	171,050	203,781	148,753	121,000	158,123	150,146	158,047	124,352	126,194	132,786	155,016	161,454	167,955	167,955	176,748	176,117
State Aid	1,200,749	1,241,205	1,229,898	1,350,903	1,361,178	1,343,315	1,392,015	1,391,582	1,116,521	1,259,804	1,167,725	1,087,223	1,096,343	1,194,114	1,026,159	1,142,256	1,320,038
TOTAL	2,272,201	2,132,676	2,368,840	2,303,390	2,485,982	2,495,686	2,500,000	2,597,967	2,232,958	2,393,650	2,253,035	2,298,950	2,202,903	2,013,213	2,013,213	2,235,358	2,514,428

General Fund Appropriations

Appropriation History



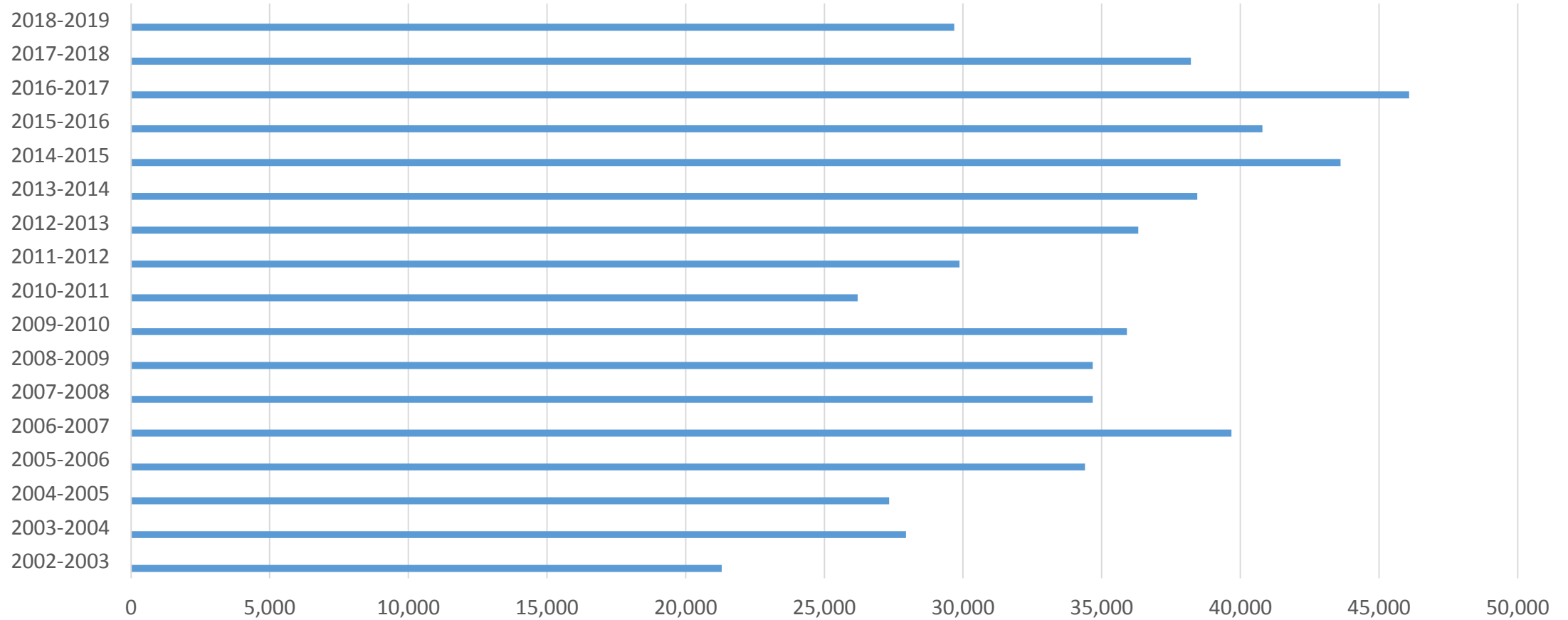
General Fund Appropriations



Building Fund Appropriations

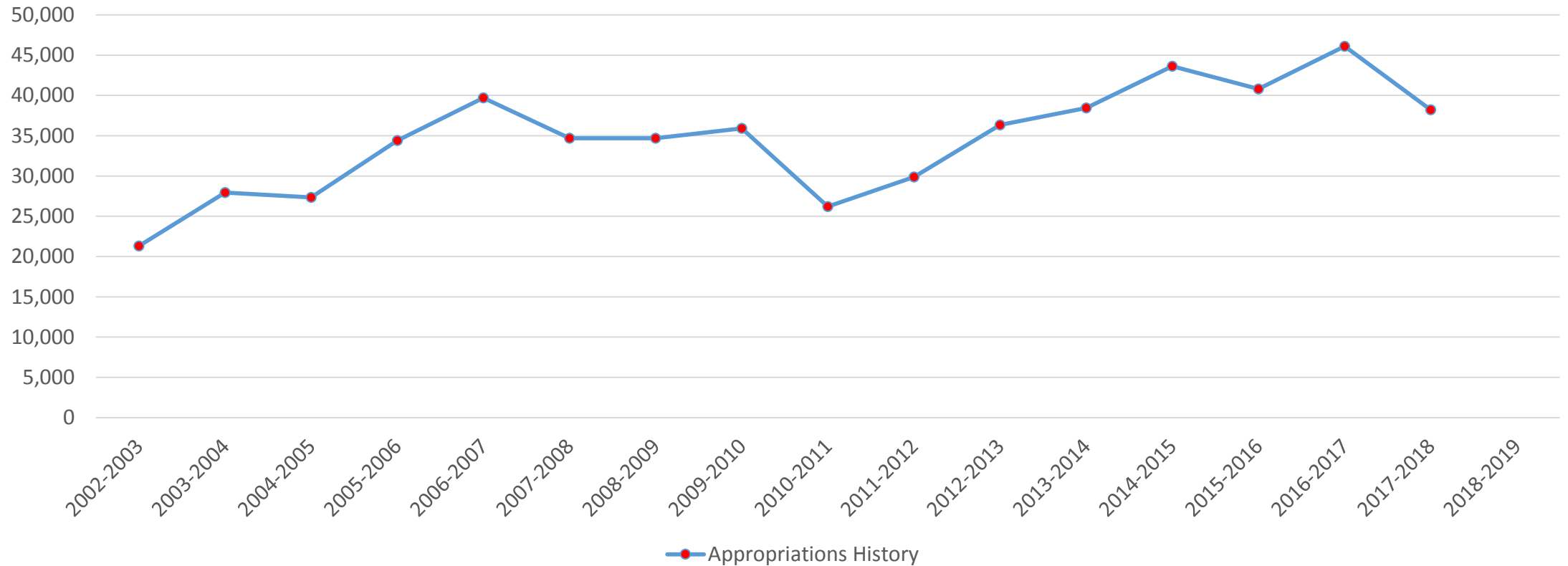
2002 - 2003	2003 - 2004	2004 - 2005	2005 - 2006	2006 - 2007	2007 - 2008	2008 - 2009	2009 - 2010	2010 - 2011	2011 - 2012	2012 - 2013	2013 - 2014	2014 - 2015	2015 - 2016	2016 - 2017	2017 - 2018	2018 - 2019
21,301	27,941	27,339	34,399	39,681	34,681	34,681	34,681	35,914	26,199	29,877	36,323	43,615	40,797	46,083	38,217	29,685

Building Fund Appropriations



Building Fund Appropriations

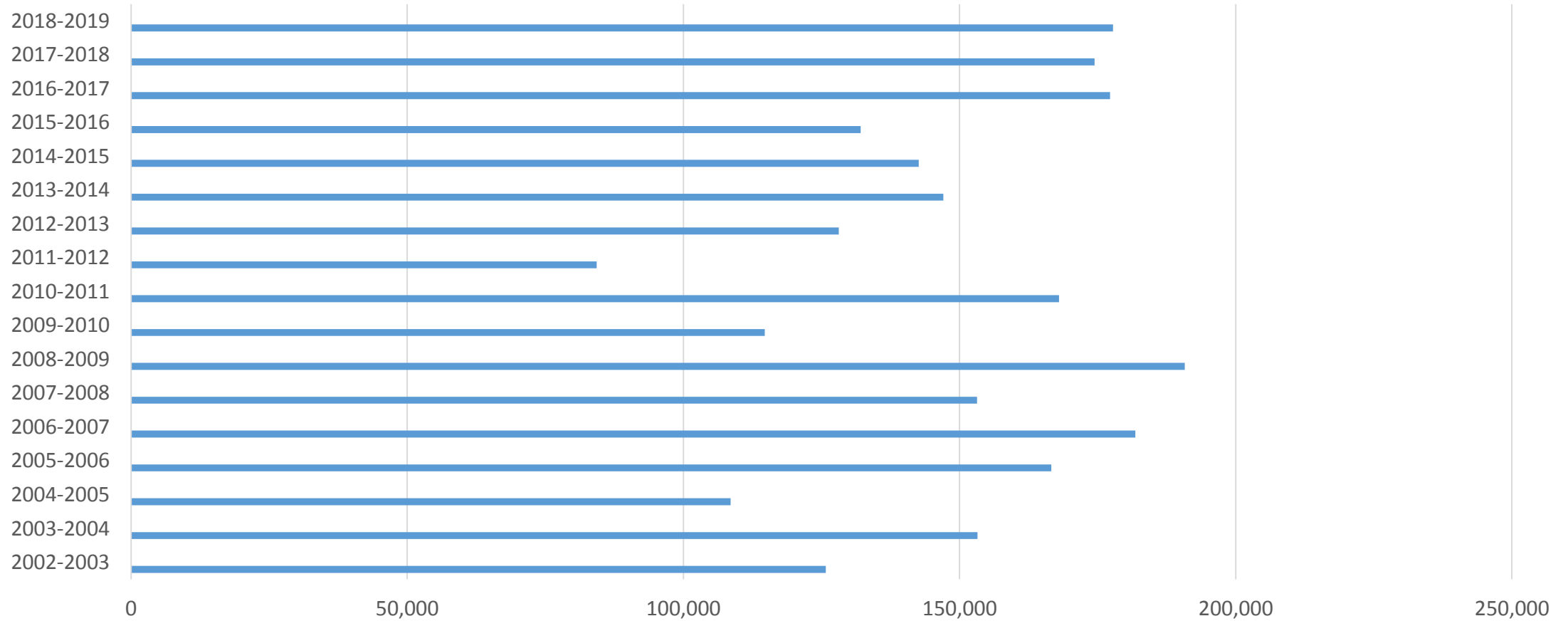
Appropriations History



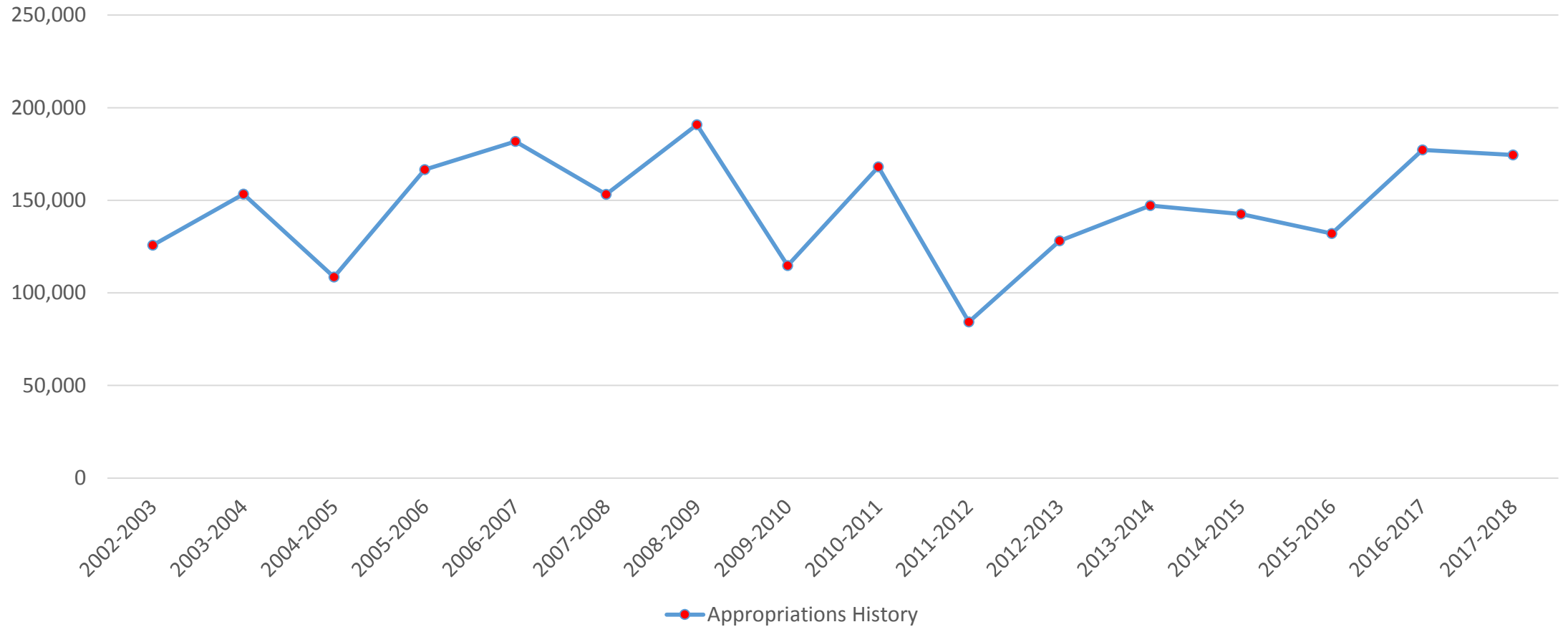
Child Nutrition Appropriations

2002-2003	2003-2004	2004-2005	2005-2006	2006-2007	2007-2008	2008-2009	2009-2010	2010-2011	2011-2012	2012-2013	2013-2014	2014-2015	2015-2016	2016-2017	2017-2018	2018-2019
125,797	153,267	108,570	166,614	181,820	153,156	190,780	114,738	168,019	84,286	128,119	147,081	142,154	132,090	177,251	174,463	177,800

Child Nutrition Appropriations



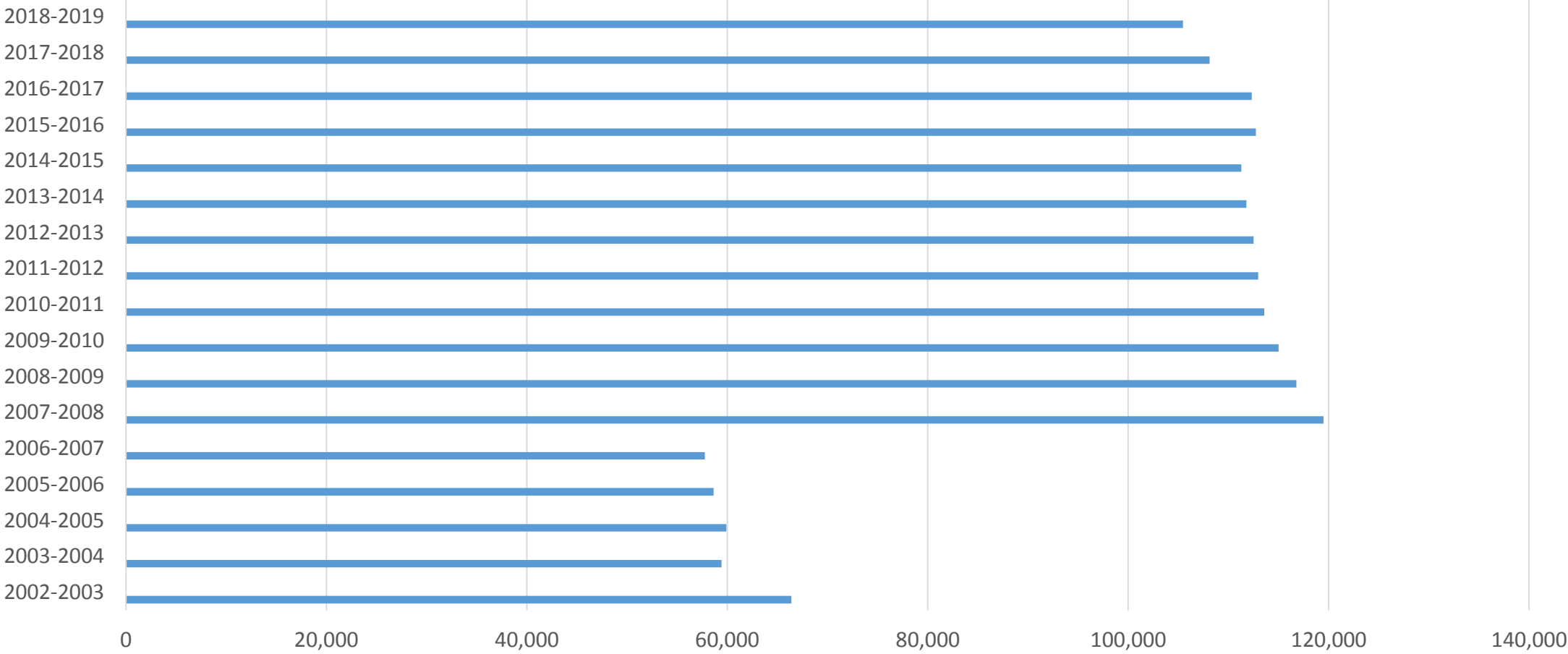
Child Nutrition Appropriations



Sinking Fund Appropriations

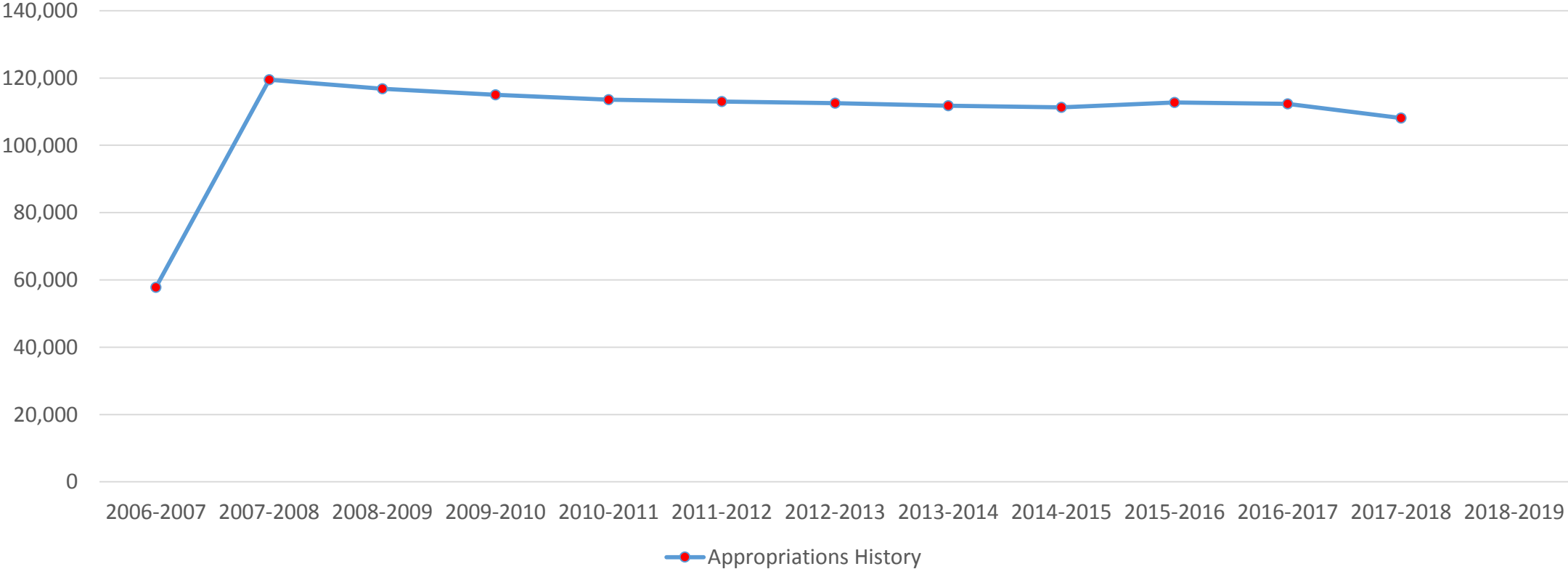
2002-2003	2003-2004	2004-2005	2005-2006	2006-2007	2007-2008	2008-2009	2009-2010	2010-2011	2011-2012	2012-2013	2013-2014	2014-2015	2015-2016	2016-2017	2017-2018	2018-2019
66,406	59,433	59,900	58,652	57,761	119,497	116,783	115,000	113,575	112,979	112,520	111,796	111,283	112,740	112,319	108,136	105,469

Sinking Fund Appropriations

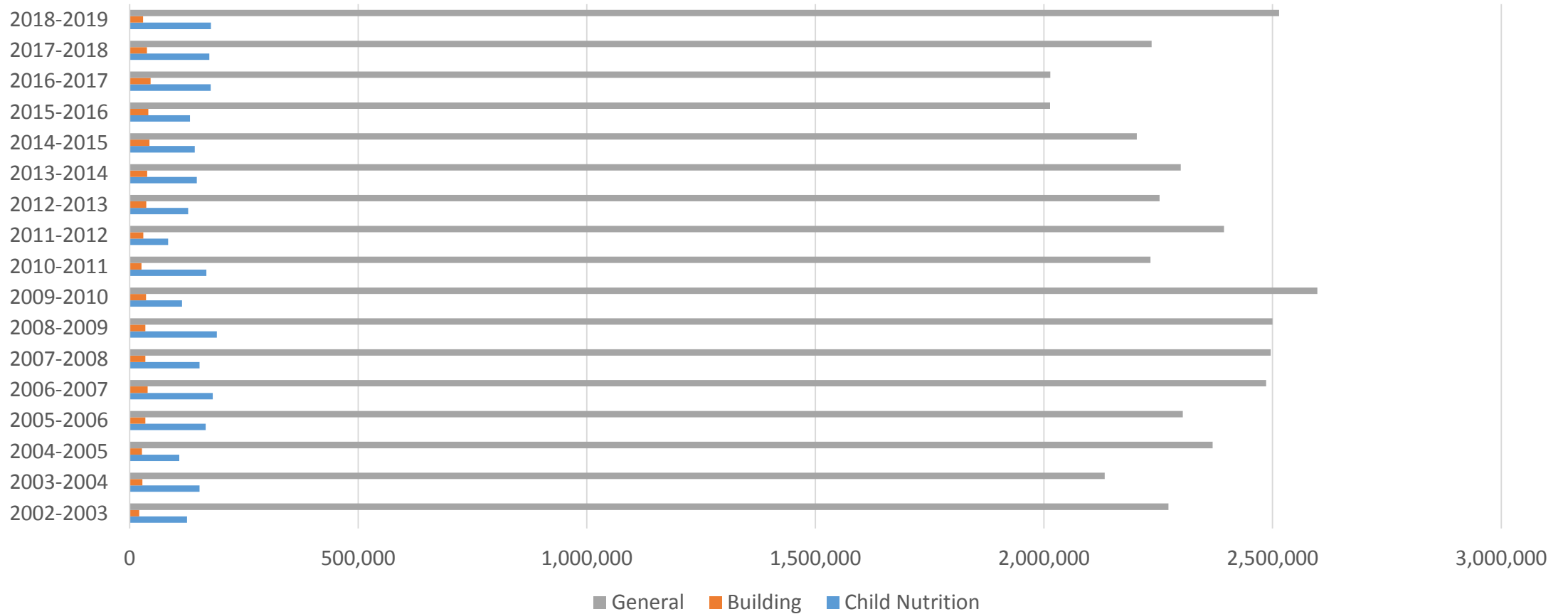


Sinking Fund Appropriations

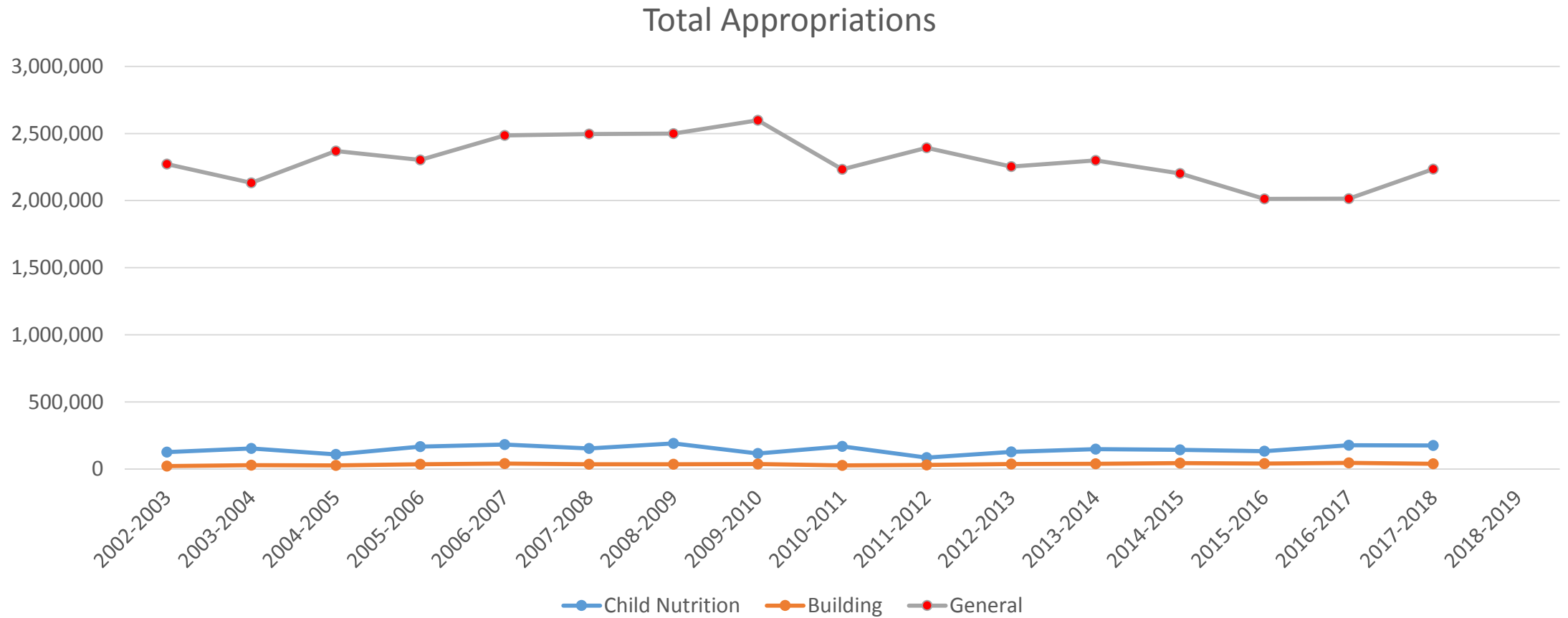
Appropriations History



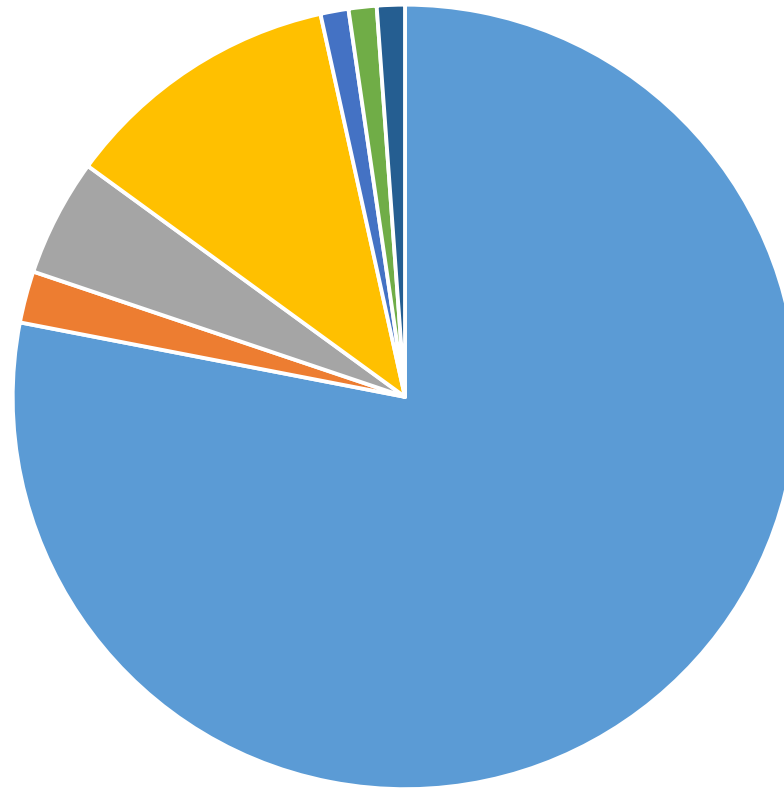
Oilton Public Schools Total Appropriations



Oilton Public Schools Total Appropriations



Budget 2018-2019



■ Salaries ■ Insurance ■ Utilities ■ Instruction ■ Maintenance ■ Adminst. ■ Other