

Preliminary DF3 16-17

Grade	ELA		Math	
	Level 3 Cut Score	Distance from 3	Level 3 Cut Score	Distance from 3
3	2432	-76	2436	-53
4	2473	-61	2485	-61
5	2502	-89	2528	-113
6	2531	-1	2552	-56
Avg.		-57		-71

McKinley



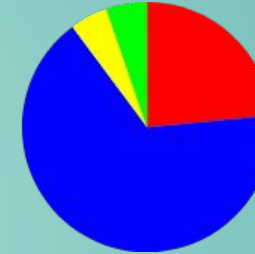
17/18 Attendance:	94.13%
17/18 Enrollment:	792
17/18 EL Population:	30.3%

EL Reclassification

2015-16		2016-17		2017-18	
# of Students	%	# of Students	%	# of Students	%
1	0.3%	40	11.7%	32	13%

Principal - Rona Chacon-Mellon
Vice Principal - Alex Ball

Demographic Data:



66.3%	■	Hispanic
23.5%	■	African American
4.9%	■	White
5.3%	■	Other





Smarter Balanced Data (3 yr Trend)






		African American				Hispanic				White				Other				School Wide			
		Not Met	Nearly Met	Met	Exceed.	Not Met	Nearly Met	Met	Exceed.	Not Met	Nearly Met	Met	Exceed.	Not Met	Nearly Met	Met	Exceed.	Not Met	Nearly Met	Met	Exceed.
ELA	17-18	60%	22%	14%	4%	55%	19%	21%	5%	38%	15%	31%	15%	67%	24%	10%	0%	48%	21%	25%	6%
	16-17	63%	21%	12%	3%	58%	21%	15%	6%	40%	27%	27%	7%	92%	0%	8%	0%	60%	21%	14%	5%
	15-16	63%	19%	15%	4%	63%	19%	14%	5%	N/A	N/A	N/A	N/A	64%	36%	0%	0%	57%	23%	15%	5%
Math	17-18	59%	33%	8%	0%	53%	25%	18%	4%	31%	54%	8%	8%	71%	10%	19%	0%	51%	29%	17%	4%
	16-17	70%	20%	8%	1%	59%	26%	12%	3%	29%	50%	21%	0%	73%	9%	18%	0%	61%	25%	11%	2%
	15-16	75%	16%	9%	0%	71%	20%	8%	1%	N/A	N/A	N/A	N/A	79%	14%	7%	0%	71%	21%	8%	1%

Note: N/A displayed for <10 students.

California School Dashboard

Status and Change Report

State Indicator	All Student Performance	Status	Change
Chronic Absenteeism	N/A	N/A	N/A
Suspension Rate		Medium 3%	Declined Significantly -1.7%
English Learner Progress		Very Low 57.9%	Maintained -0.8%
English Language Arts		Very Low 82.1 points below level 3	Increased +12.3%
Mathematics		Very Low 108.4 points below level 3	Declined -5.5 points

Performance Levels:  Blue (Highest)  Green  Yellow  Orange  Red (Lowest)

Staffing Structure

Kinder Teachers- 6
1st Grade Teachers- 5
2nd Grade Teachers- 6
3rd Grade Teachers- 4
4th Grade Teachers- 4
5th Grade Teachers- 4
6th Grade Teachers- 1
Special Ed Teachers- 5
Support Staff by Position Outreach Specialist - 1 Acad. Program Leader - 1 Academic Coach - 1 Intervention Specialist - 1 Office Teacher - 1

McKinley



School Programs

Focus School
Achieve 3000
SPED - M/M, SH
Thinking Maps School
Magnet
County SPED
PLTW Launch
State Pre-K
Regional Parent Center