

Electricity, Water And Natural Gas Consumption
Lexington ISD
2018-2019

	Electricity-Bus Barn		Electricity		Water		Gas	
	Metered Amount (kWh)	Aggregate Cost	Metered Amount	Aggregate Cost	Metered Amount	Aggregate Cost	Metered Amount (CCF)	Aggregate Cost
Jul-18	1125	\$ 118.26	89174	\$ 9,181.29	432800	\$ 1,713.68	90	\$ 236.38
Aug-18	1626	\$ 160.89	168775	\$ 15,533.78	778600	\$ 2,938.14	231	\$ 320.75
Sep-18	1388	\$ 140.64	172926	\$ 15,881.26	308500	\$ 1,236.93	813	\$ 641.63
Oct-18	1032	\$ 110.34	144741	\$ 14,752.52	124600	\$ 572.63	870	\$ 672.20
Nov-18	1064	\$ 113.07	104440	\$ 11,050.45	155200	\$ 695.38	1587	\$ 1,109.73
Dec-18	1179	\$ 125.80	98524	\$ 10,117.04	100900	\$ 499.85	1712	\$ 1,138.38
Jan-19	1341	\$ 136.65	107317	\$ 11,180.29	97800	\$ 317.40	2267	\$ 1,409.16
Feb-19	1299	\$ 135.67	100855	\$ 10,152.43	85100	\$ 452.60	1864	\$ 1,120.89
Mar-19	819	\$ 100.63						
Apr-19								
May-19								
Jun-19								
Total	10873	\$ 1,141.95	986752	\$ 97,849.06	2083500	\$ 8,426.61	9434	\$ 6,649.12
	Bluebonnet		Lexington Municipal			Atmos		

Electricity, Water And Natural Gas Consumption
Lexington ISD
2017-2018

	Electricity-Bus Barn		Electricity		Water		Gas	
	Metered Amount (kWh)	Aggregate Cost	Metered Amount	Aggregate Cost	Metered Amount	Aggregate Cost	Metered Amount (CCF)	Aggregate Cost
Jul-17	1973	\$ 190.44	177000	\$ 16,405.77	2256133	\$ 8,095.61	184	\$ 316.93
Aug-17	2190	\$ 208.90	198236	\$ 18,264.09	1057915	\$ 3,758.62	233	\$ 350.70
Sep-17	1973	\$ 190.44	213595	\$ 21,759.33	916821	\$ 3,246.31	619	\$ 625.55
Oct-17	1898	\$ 184.05	189022	\$ 19,253.54	673528	\$ 2,414.99	859	\$ 1,246.10
Nov-17	1277	\$ 131.20	163630	\$ 16,694.96	676467	\$ 2,464.70	1336	\$ 1,188.56
Dec-17	1019	\$ 109.23	135068	\$ 13,750.80	324450	\$ 1,156.62	4623	\$ 3,256.88
Jan-18	1691	\$ 166.43	153909	\$ 15,627.73	394000	\$ 726.70	3626	\$ 2,732.21
Feb-18	1478	\$ 148.30	157712	\$ 15,992.19	169300	\$ 609.55	3437	\$ 2,586.11
Mar-18	824	\$ 100.05	105271	\$ 12,012.32	205100	\$ 470.75	1135	\$ 921.91
Apr-18	1143	\$ 89.87	128158	\$ 14,308.06	101700	\$ 446.50	1009	\$ 814.52
May-18	2170	\$ 207.20	163417	\$ 16,671.03	737300	\$ 2,605.70	448	\$ 453.01
Jun-18	1821	\$ 177.50	99112	\$ 10,215.74	681700	\$ 2,482.41	94	\$ 193.72
Total	19457	\$ 1,903.61	1884130	\$ 190,955.56	8194414	\$ 28,478.46	17603	\$ 14,686.20

Bluebonnet

Lexington Municipal

Atmos

Electricity, Water And Natural Gas Consumption
Lexington ISD
2016-2017

	Electricity-Bus Barn		Electricity		Water		Gas	
	Metered Amount (kWh)	Aggregate Cost	Metered Amount	Aggregate Cost	Metered Amount	Aggregate Cost	Metered Amount (CCF)	Aggregate Cost
Jul-16	1887	\$ 183.99	124979	\$ 12,906.29	1169800	\$ 4,309.99	218	\$ 342.87
Aug-16	1803	\$ 176.79	196542	\$ 19,650.38	521700	\$ 1,985.65	287	\$ 377.21
Sep-16	1778	\$ 174.66	187961	\$ 19,071.32	414300	\$ 1,583.67	657	\$ 650.98
Oct-16	1661	\$ 164.64	127204	\$ 12,983.70	415500	\$ 1,562.77	246	\$ 320.17
Nov-16	1171	\$ 122.70	127432	\$ 12,962.19	175700	\$ 709.55	809	\$ 1,051.08
Dec-16	1244	\$ 128.97	122640	\$ 12,468.09	100300	\$ 488.70	2519	\$ 2,073.66
Jan-17	1286	\$ 132.55	165491	\$ 16,762.78	105800	\$ 494.70	2570	\$ 1,986.69
Feb-17	1133	\$ 119.46	151786	\$ 15,415.09	251800	\$ 915.50	1249	\$ 933.68
Mar-17	986	\$ 106.88	113866	\$ 11,648.30	141600	\$ 604.50	532	\$ 505.78
Apr-17	1209	\$ 97.73	136485	\$ 13,782.88	195400	\$ 743.05	827	\$ 645.47
May-17	1833	\$ 178.53	167340	\$ 17,017.36	498571	\$ 1,784.90	611	\$ 561.86
Jun-17	2553	\$ 239.81	173066	\$ 17,571.75	649815	\$ 2,321.24	137	\$ 287.73
Total	18544	\$ 1,826.71	1794792	\$ 182,240.13	4640286	\$ 17,504.22	10662	\$ 9,737.18

Bluebonnet

Lexington Municipal

Atmos

Electricity, Water And Natural Gas Consumption
Lexington ISD
2015-2016

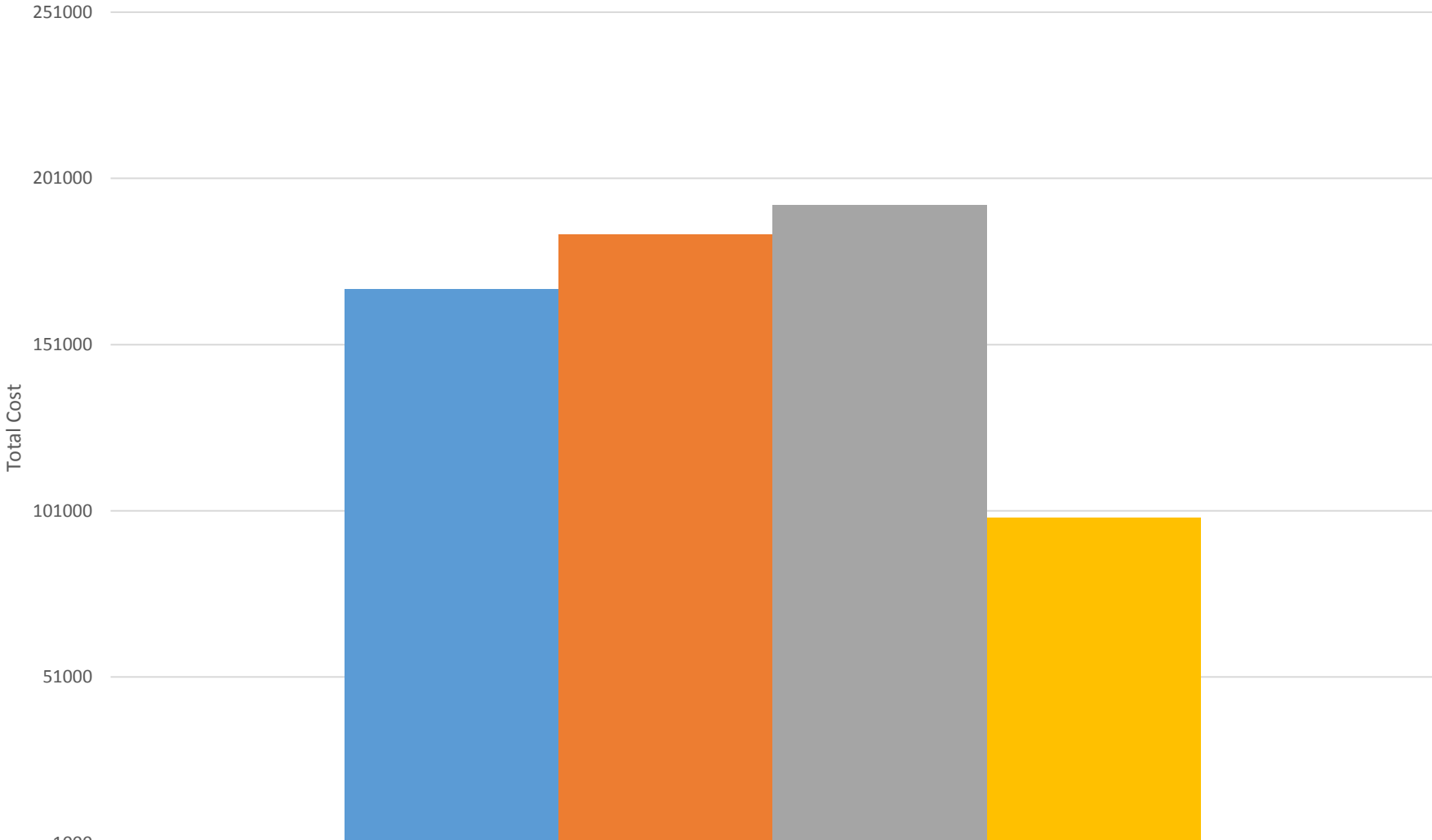
	Electricity-Bus Barn		Electricity		Water		Gas	
	Metered Amount (kWh)	Aggregate Cost	Metered Amount	Aggregate Cost	Metered Amount	Aggregate Cost	Metered Amount (CCF)	Aggregate Cost
Jul-15								
Aug-15	2075	\$ 220.83	168996	\$ 18,903.39	940900	\$ 3,310.30	195	\$ 413.68
Sep-15	2370	\$ 237.17	200145	\$ 22,218.67	306500	\$ 1,175.32	812	\$ 779.50
Oct-15	1759	\$ 184.89	187066	\$ 18,990.95	761900	\$ 2,779.09	678	\$ 598.63
Nov-15	1231	\$ 127.84	116934	\$ 13,007.41	109700	\$ 487.33	978	\$ 795.51
Dec-15	1171	\$ 122.70	98052	\$ 10,920.76	77900	\$ 393.06	1803	\$ 1,130.44
Jan-16	1478	\$ 148.99	123116	\$ 13,745.43	98700	\$ 454.91	2371	\$ 1,322.94
Feb-16	1387	\$ 141.19	120511	\$ 13,475.06	190700	\$ 736.76	1677	\$ 969.42
Mar-16	988	\$ 107.06	106244	\$ 12,600.27	93800	\$ 442.70	969	\$ 629.56
Apr-16	1101	\$ 88.88	106874	\$ 11,960.68	120300	\$ 527.26		
May-16	1323	\$ 135.72	135479	\$ 15,117.94	146900	\$ 602.70	534	\$ 451.21
Jun-16	1659	\$ 171.26	149210	\$ 15,055.83	691400	\$ 2,527.83	71	\$ 229.80
Total	16542	\$ 1,686.53	1512627	\$ 165,996.39	3538700	\$ 13,437.26	10088	\$ 7,320.69
	Bluebonnet		Lexington Municipal			Atmos		

Year	Electricity KwH	Electricity Cost	Gas CCF	Gas Cost	Water Gal	Water Cost
15-16	1529169	\$ 167,682.92	10088	\$ 7,320.69	3538700	\$ 13,437.26
16-17	1813336	\$ 184,066.84	10662	\$ 9,737.18	4640286	\$ 17,504.22
17-18	1903587	\$ 192,859.17	17603	\$ 14,686.20	8194414	\$ 28,478.46
18-19	997625	\$ 98,991.01	9434	\$ 6,649.12	2083500	\$ 8,426.61
Total Cost		\$ 643,599.94		\$ 38,393.19		\$ 67,846.55

Year	Electricity KwH	Percent Difference
15-16	1529169	NA
16-17	1813336	18.583%
17-18	1903587	4.977%
18-19	997625	-47.592%

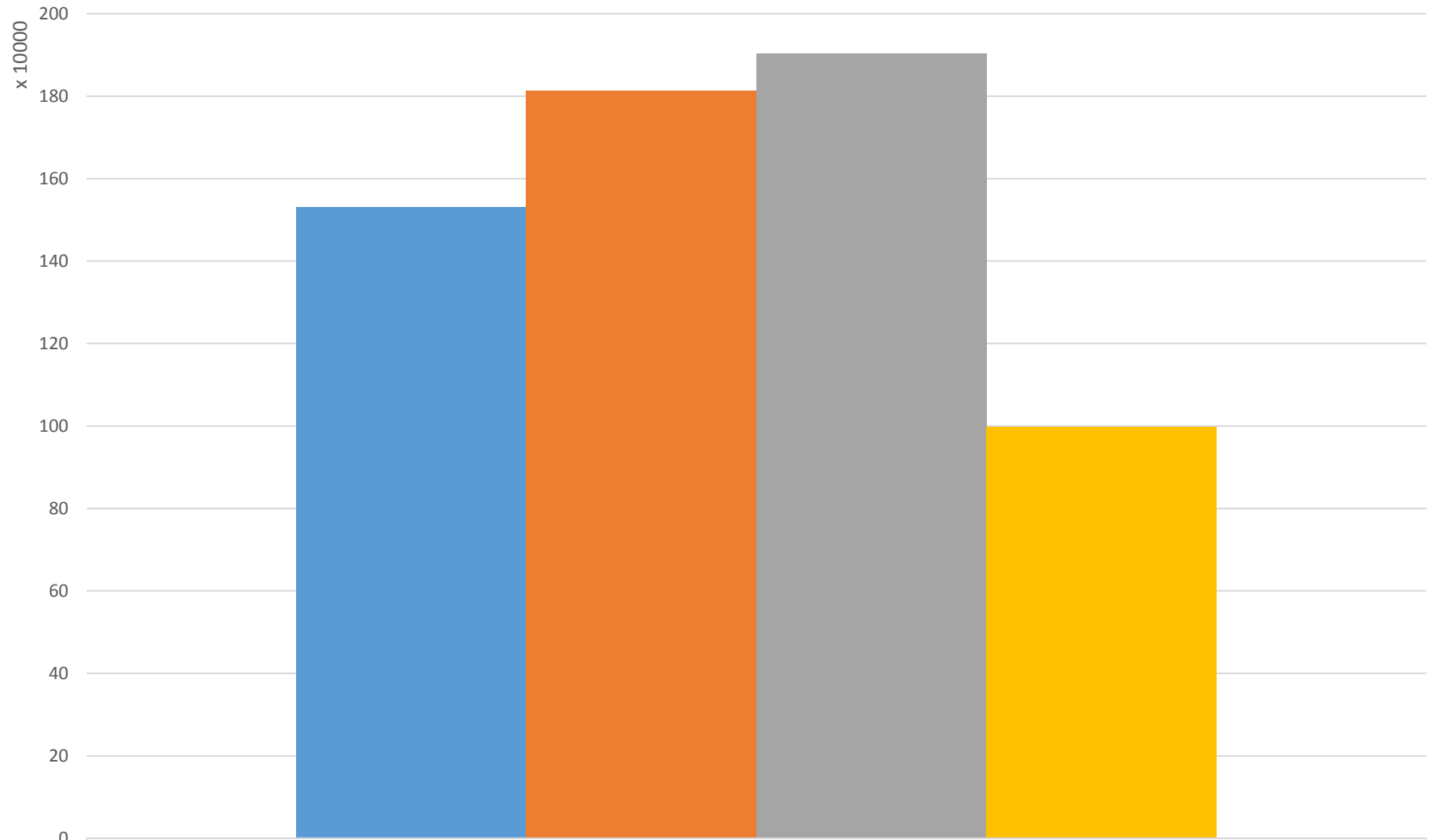
New School was built

Yearly Aggergated Electricity Cost



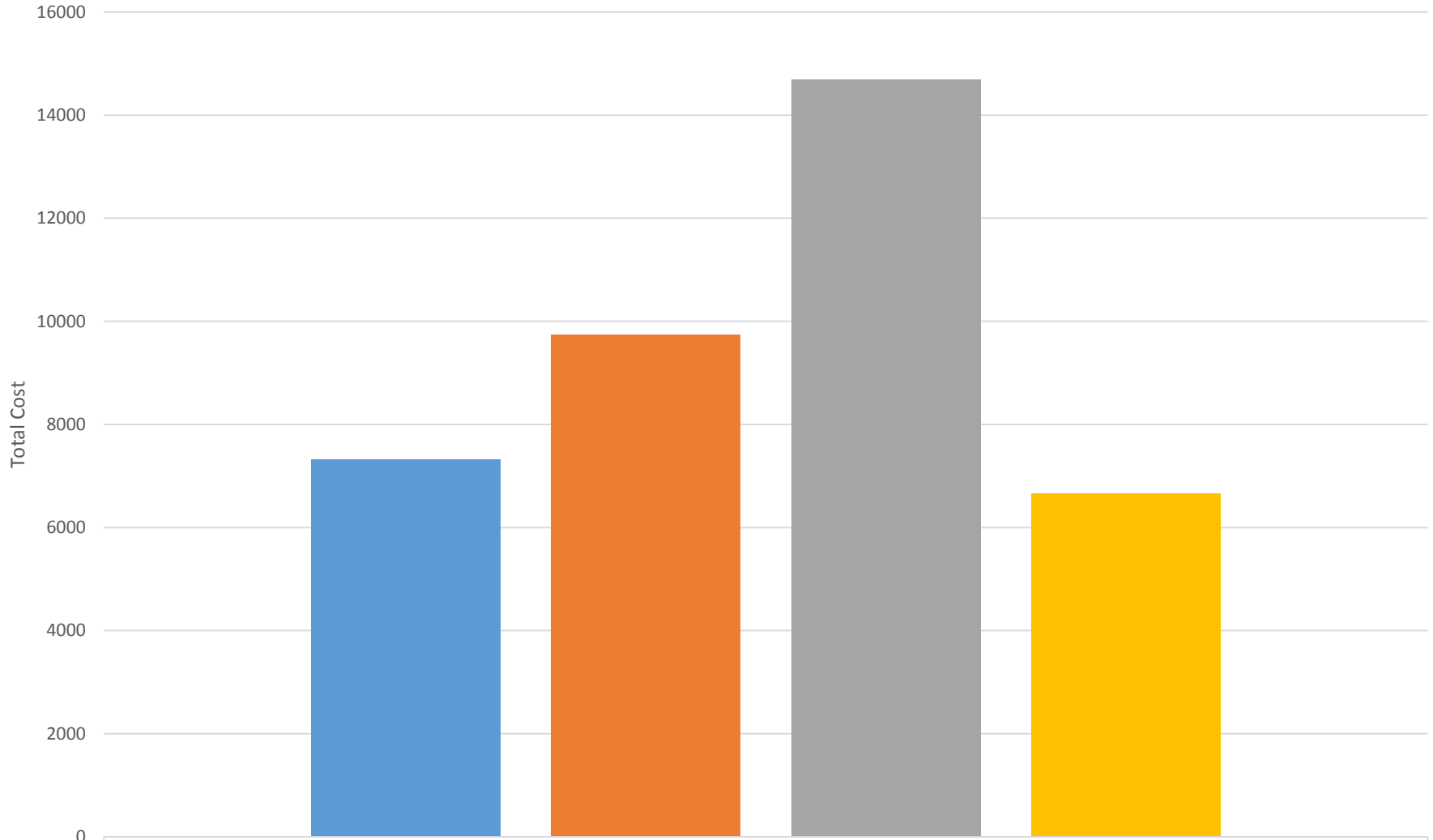
	Electricity Cost
■ 15-16	\$167,682.92
■ 16-17	\$184,066.84
■ 17-18	\$192,859.17
■ 18-19	\$98,991.01

Yearly Aggergated Electrical Usage (KwH)



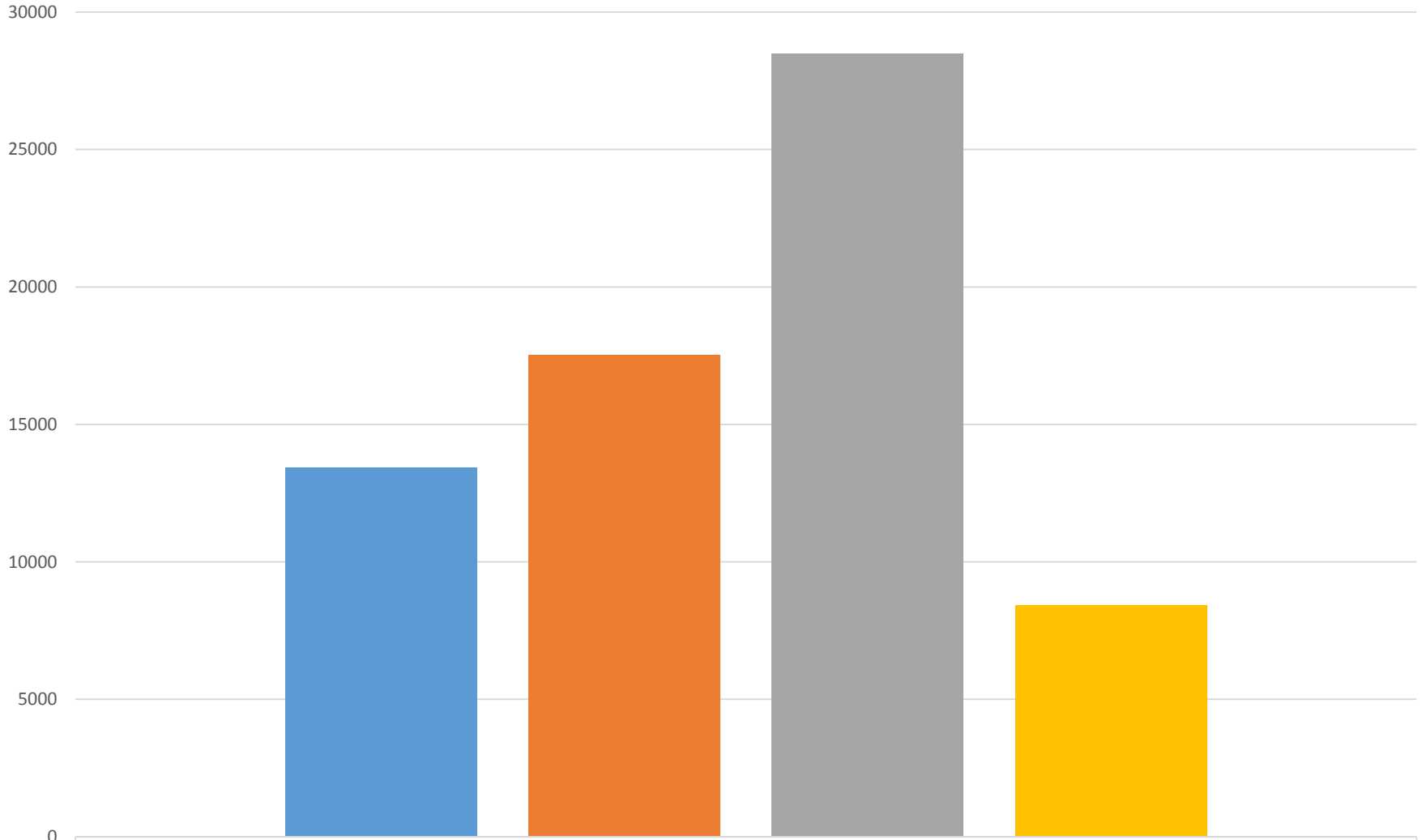
	Electricity Kwh
■ 15-16	1529169
■ 16-17	1813336
■ 17-18	1903587
■ 18-19	997625

Yearly Aggergated Gas Cost



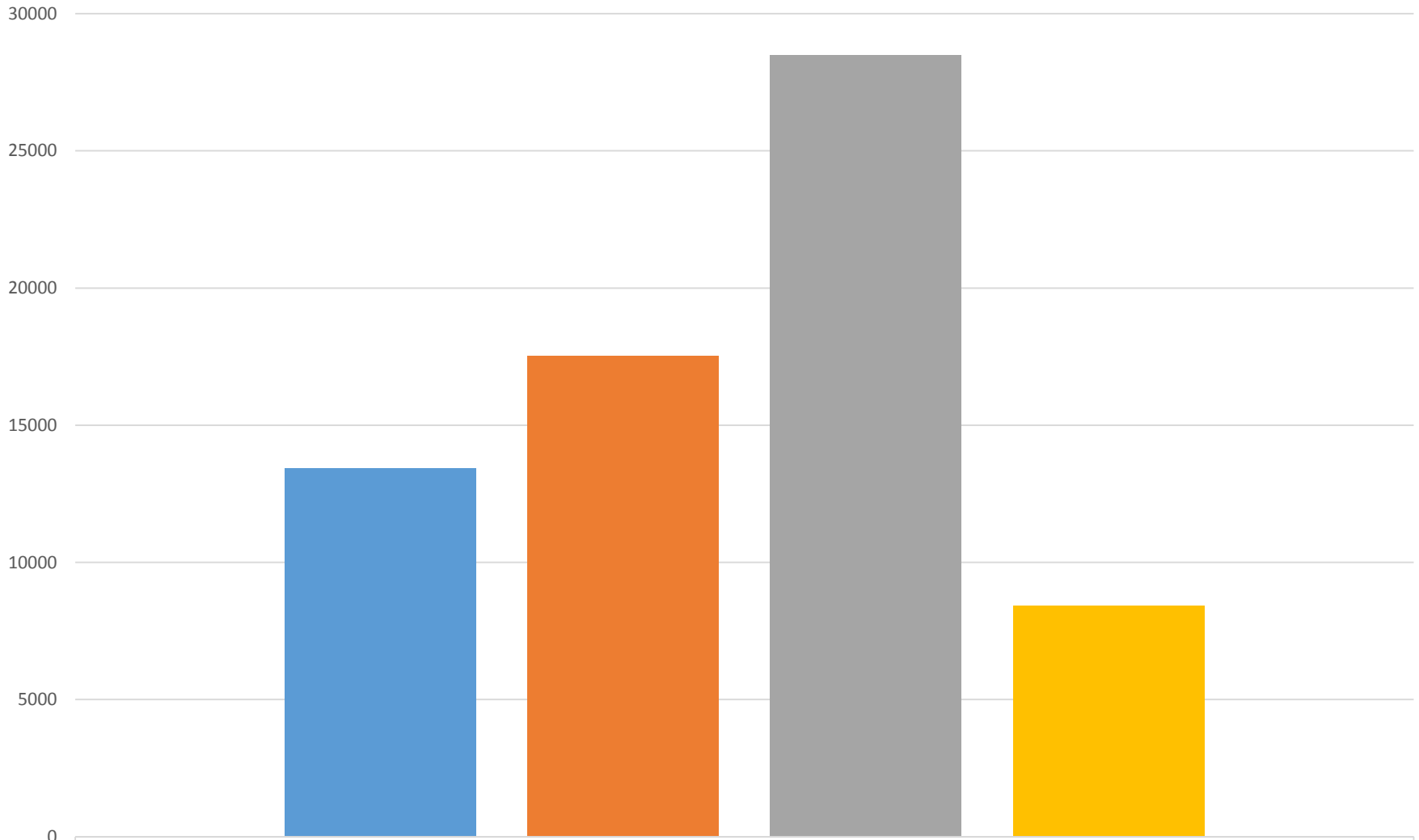
	Gas Cost
■ 15-16	\$7,320.69
■ 16-17	\$9,737.18
■ 17-18	\$14,686.20
■ 18-19	\$6,649.12

Yearly Aggergated Gas Usage (CCF)



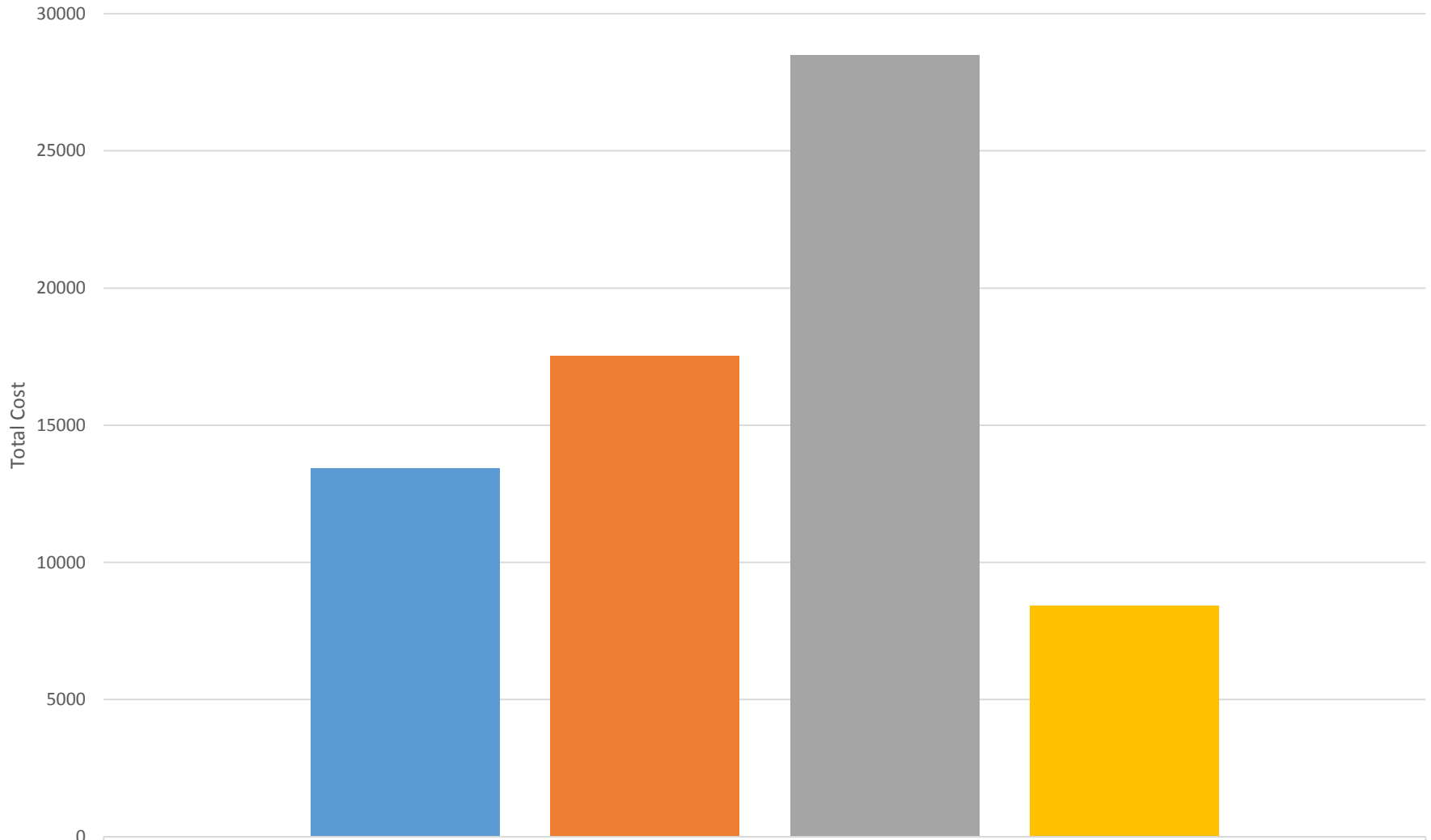
	Water Cost
■ 15-16	\$13,437.26
■ 16-17	\$17,504.22
■ 17-18	\$28,478.46
■ 18-19	\$8,426.61

Yearly Aggergated Water Usage (Gal)



	Water Cost
■ 15-16	\$13,437.26
■ 16-17	\$17,504.22
■ 17-18	\$28,478.46
■ 18-19	\$8,426.61

Yearly Aggergated Water Cost



	Water Cost
■ 15-16	\$13,437.26
■ 16-17	\$17,504.22
■ 17-18	\$28,478.46
■ 18-19	\$8,426.61