

Lavallette School Math

Grades 3-8

Mr. Hajisafari



**BIG IDEAS
LEARNING®**

Overview

Introduction of Google Classroom

- Logins for students
- Classwork
- Chapter Resources

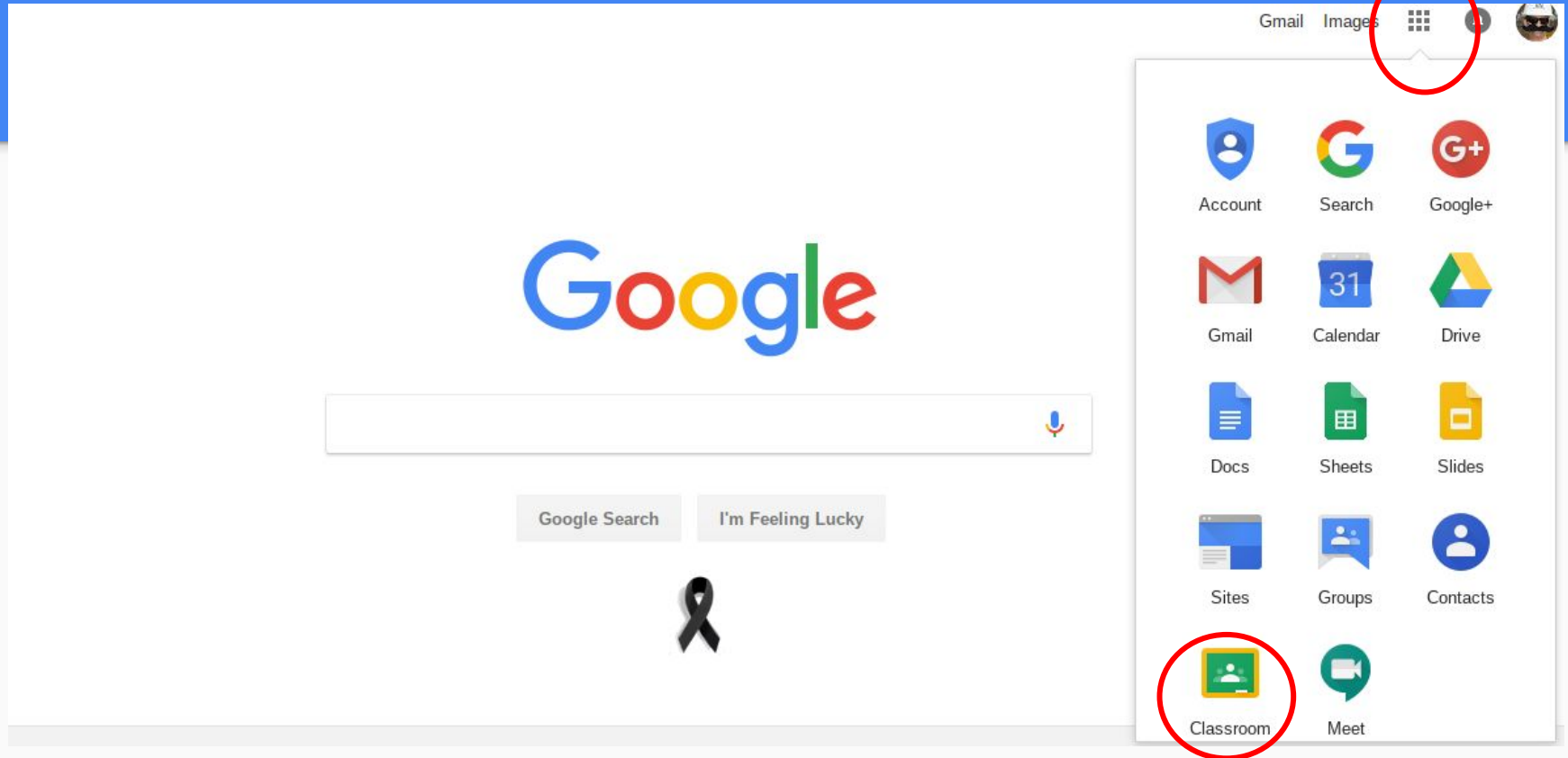
Big Ideas Website

- Logins for students
- Interactive Chapter
- Games

MATHEMATICS
is not about
numbers, equations,
computations, or
algorithms:
it is about
UNDERSTANDING.

William Paul Thurston

Students log into their Google account and go to Google Classroom



Select the classroom you are accessing

The screenshot shows the Google Classroom interface with a grid of classroom cards. The top navigation bar includes the Google Classroom logo, a plus sign, a grid icon, a notification bell, and a user profile picture. The grid contains eight cards, each with a title, student count, and a folder icon at the bottom. The card for '4th Grade 2018-2019' is circled in red.

Classroom Name	Student Count
8th Grade STEAM	12 students
4th Grade 2018-2019	14 students
Mrs. Homer's 3rd Grade	3 students
5th Grade 2018-2019	11 students
8th Grade 2018-2019	4 students
Boys Basketball	8 students
OER	0 students
Classroom for Sharing	0 students

Select the “Classwork” Tab

4th Grade 2018-2019

STREAM CLASSWORK PEOPLE



4th Grade 2018-2019



About
Select theme
Upload photo



UPCOMING

No work due soon

[VIEW ALL](#)

 Share something with your class... 

 Michael Hajisafari posted a new Material: **Chapter 14**
Oct 25 

 Michael Hajisafari posted a new Material: **Chapter 13**
Oct 25 

Select the Chapter you want to Access

The screenshot displays a user interface for a 4th-grade class page. At the top, a dark purple header contains the text "4th Grade 2018-2019" on the left and navigation tabs for "STREAM", "CLASSWORK", and "PEOPLE" in the center. On the right side of the header are icons for settings, a grid, notifications, and a profile picture. Below the header, a light purple background features a "+ CREATE" button and icons for a calendar and folder. The main content area shows three posts, each with a dark purple header and a white body. The first post is titled "Chapter 1", the second "Chapter 2", and the third "Chapter 3". Each post includes a document icon, the title, and the text "Posted Oct 25". The "Chapter 3" post is highlighted with a red circle.

Chapter Title	Posted Date
Chapter 1	Posted Oct 25
Chapter 2	Posted Oct 25
Chapter 3	Posted Oct 25

Click on the resource you want to access

The screenshot displays a user interface for a learning management system. At the top, a dark purple navigation bar contains the text "4th Grade 2018-2019" on the left, and "STREAM", "CLASSWORK", and "PEOPLE" in the center. On the right side of the navigation bar are icons for settings, a grid, a notification bell, and a user profile picture.

The main content area shows a section for "Chapter 3" with a vertical ellipsis menu icon on the right. Below this is a card for "Chapter 3" with a document icon. Underneath, it says "Posted Oct 25". A list of resources is shown, with the first item, "Chapter 3 Resources.pdf", circled in red. This item is labeled as a "PDF" and has a blue download icon. Below it is another item, "Chapter 3 Resources Answers.pdf", also labeled as a "PDF" with a blue download icon.

At the bottom of the resource list is a button labeled "VIEW MATERIAL". Below the resource list is a section for "Chapter 4" with a vertical ellipsis menu icon on the right.

View/print the PDF document

The image shows a PDF viewer interface. At the top, there is a navigation bar with a back arrow, a PDF icon, and the file name "Chapter 3 Resources.pdf". To the right of the file name are tabs for "STREAM", "CLASSWORK", and "PEOPLE". Further right are icons for settings, a grid, a print icon, and a menu icon. The main content area displays the title "Chapter 3" in a large, bold font. Below the title is a table of contents with the following items and page numbers:

Family Letter (English).....	71
Family Letter (Spanish).....	73
Lesson 3.1.....	75
Lesson 3.2.....	81
Lesson 3.3.....	87
Lesson 3.4.....	93
Lesson 3.5.....	99
Lesson 3.6.....	105
Lesson 3.7.....	111
Lesson 3.8.....	117
Lesson 3.9.....	123
Lesson 3.10.....	129

At the bottom of the page, there is a footer area containing the text "Page 1 / 68" and navigation icons for zooming in and out.

Big Ideas Student Login

Website: www.bigideasmath.com

BIG IDEAS MATH

By renowned authors Ron Larson and Laurie Boswell

WELCOME

Log in to continue

 Username

 Password

LOG IN

 Log in with Clever

 Log in with ClassLink

[New to Big Ideas Math?](#)


[Forgot Password?](#)

Click “continue” to Access the Chapter Lessons

BIG IDEAS MATH 5th Grade Math Grade 5: MRL rpadula005

Welcome to Big Ideas Math!

Grade 5: MRL




Continue

< >


4 Multiply Whole Numbers
4.5 Multiply Multi-Digit Whole Numbers

Assignments




Ch 4 Practice Test
Assessment
Due: 10/30/18 11:02 AM

Games




Multiplication Adventure
Chapter 4 - Multiply Whole Numbers

Skills



Finding a Product Involving a Power of 10



Multiplying a Multi-Digit Number by a One-Digit Number

Review the Lessons and Chapter

CHAPTERS ▾

1

Place Value
Concepts

2

Numerical
Expressions

3

Add and
Subtract
Decimals

4

Multiply Whole
Numbers

5

Multiply
Decimals

6

Divide Whole
Numbers

7

Divide Decimals

8

Add and
Subtract
Fractions

Chapter 4 - Multiply Whole Numbers

Start the Chapter



Thinking Ahead



Vocabulary: Organize
It



Vocabulary: Define It



Vocabulary Cards

Start a Lesson

4.1

Multiplication Patterns



4.2

Estimate Products



4.3

Multiply by One-Digit Numbers



4.4

Multiply by Two-Digit Numbers




4.5

Multiply Multi-Digit Whole Numbers






Click the menu bars to the right for additional resources

BIG IDEAS MATH 5th Grade Math Grade 5: MRL rpadula005 

Welcome to Big Ideas Math!


Grade 5: MRL



Continue  


4 Multiply Whole Numbers
4.5 Multiply Multi-Digit Whole Numbers

Assignments




Ch 4 Practice Test
Assessment
Due: 10/30/18 11:02 AM


Games



Multiplication Adventure
Chapter 4 - Multiply Whole Numbers


Skills

 **Finding a Product Involving a Power of 10**









 **Multiplying a Multi-Digit Number by a One-Digit Number**

Additional Tools and Resources

BIG IDEAS MATH 5th Grade Math Grade 5: MRL rpadula005 X




Grade 5: MRL

-  Dynamic Student Edition
-  Assignments
-  Math Tools
-  Skills Trainer
-  Game Library
-  Math Musicals
-  Dashboard
-  Help

Welcome to Big Ideas Math!

Grade 5: MRL



[Continue](#)

4 Multiply Whole Numbers
4.1 Multiplication Patterns



Assignments



Ch 4 Practice Test

Assessment
Due: 10/30/18 11:02 AM

Thank you