



Buford High School

Ed Shaddix, *Principal*

Joy Davis, *Interim Superintendent*

Buford City Schools

Buford City Schools (BCSS) serves approximately 4,900 students in a campus-like setting of four schools, a performing arts center, and a multi-purpose arena. In the fall of 2019, BCSS will grow to include five schools, as the new Buford High School will officially open. Buford City Schools boasts beautiful facilities with state of the art instructional resources and also has a rich tradition of success in academics,

the arts, and athletics. In August 2018, Niche again named BCSS the Number One School District in Georgia--an honor that has been bestowed upon the district for four consecutive years. Buford City Schools has an accountability system that measures systemic growth and the sustainability of student academic achievement. This Accountability Report provides clear and concise information and data regarding the progress and achievements of Buford High School for the 2017-2018 school year.

Buford High School - AAA Excellence Excellence in Academics, Athletics, and the Arts

The mission of Buford High School is to empower students to reach their full potential as lifelong learners and effective members of society by inspiring them to think, to achieve, and to care.

Goal: To effectively execute a Core Instructional Framework

Buford High School (BHS) will ensure an effective and quality education for all children by using the BHS instructional framework (designed by BHS teachers). Within the framework, the immediate focus is to incorporate multiple learning strategies into class lessons. To support this goal, BHS will be conducting learning opportunities for the teachers called "model classroom teaching and learning". Exemplary teachers within the school building will lead these sessions.

Contents:

- Key Results on Improvement Plans
- 2017-2018 Results:
 - AP Exams
 - Georgia Milestones
 - SAT Results
 - CCRPI
- Principal's Message
- 2017-2018 Highlights
- Staff Data
- School Enrollment
- Student Data



Advanced Placement (AP) Courses Summary Data Breakdown

	Spring 2008	Spring 2009	Spring 2010	Spring 2011	Spring 2012	Spring 2013	Spring 2014	Spring 2015	Spring 2016	Spring 2017	Spring 2018
Total # Students	132	168	155	177	233	277	308	358	388	448	501
Total # Exams	197	268	215	288	380	482	498	546	602	749	888
Total # of Exams with a score of 3 or higher	60	123	146	165	205	248	322	362	466	564	655
Total # of Students scoring a 3 or higher	46	78	105	106	140	168	218	259	306	335	382
Total % of 3 or higher	36%	47%	67.70%	59.60%	60.10%	60.65%	70.70%	72.10%	77.41%	75.30%	76.25%

Georgia Milestones End of Course Assessment 2018

Course Name	Proficient and Distinguished	
	BHS	Georgia
9th Grade Literature & Composition	76%	52%
American Literature & Composition	70%	47%
Coordinate Algebra	77%	32%
Analytic Geometry	75%	32%
Biology	80%	49%
US History	68%	47%
Economics/Business/Free Enterprise	94%	49%



SAT Results

The SAT is comprised of the following components: Evidence-Based Reading and Writing (Reading Test and Writing/Language Test), Math, and an optional essay portion. Results provide a Total Score (400-1600), Evidence-Based Reading and Writing Score (200-800), and a Math Score (200-800). Buford High School students score well above the state average in all components.

SAT SECTION	BUFORD	STATE
MATH	579	516
READING AND WRITING	577	534
TOTAL	1155	1050

College and Career Readiness Performance Index (CCRPI)

Georgia's report card for a school's yearly performance is called the **College and Career Readiness Performance Index (CCRPI)**. The CCRPI measures how well a school is preparing its students for the next phase of their life, whether that be college or career. Five main components are scored from 0-100, including content mastery, progress, closing gaps, readiness, and graduation rate. Buford High School's CCRPI score for the 2017-2018 school year is a 100.7. Buford High School is very proud of this score and will continue focusing on our teaching and learning to provide students a high quality education to assist them in whatever endeavor they choose leaving high school. For additional information regarding the CCRPI report, go to: ccrpi.gadoe.org.

CCRPI Score						
100.7						
Sum of Achievement, Progress, Achievement Gap, and Challenge Points						
Achievement Points	Progress Points	Achievement Gap Points	Challenge Points		Financial Efficiency Rating	School Climate Rating
			ED/EL/SWD Performance Points	Exceeding the Bar Points		
46.2	40	10	3.5	1		

A Message from the Principal About Student Achievement and Academic Initiatives

Buford High School is at the forefront of education in academics, athletics, and the arts. The plan is to keep building on this tradition of excellence in the upcoming year. These achievements are possible because of high expectations and high accountability for teachers and students. The core business at BHS is teaching and learning, which is accomplished by focusing on a rigorous curriculum, a positive culture, and continual development of character. It is of utmost importance that BHS provide tools to students to help them maximize their educational potential and opportunities. BHS will continue working hand in hand with stakeholders and faculty to ensure all of our students' needs are met and that students are successful.

Buford High School

Other 2017-2018 Highlights...

- **2018 US News and World Report America's Best High Schools**
- **Georgia Department of Education Advanced Placement Honor School Awards**
 - * AP Merit Award
 - * AP STEM Award
 - * AP STEM Achievement Award
 - * AP Humanities
- **GHSA AAAAA State Champions**
 - * Girls' Basketball
 - * Wrestling
 - * Girls' Track
 - * Literary
- **GHSA AAAAA State Runners Up**
 - * Volleyball
 - * Baseball
 - * Boys' Tennis
- **Class AAAAA Directors Cup State Runners-Up**
- **Recognized by Niche as the #1 School District in Georgia**

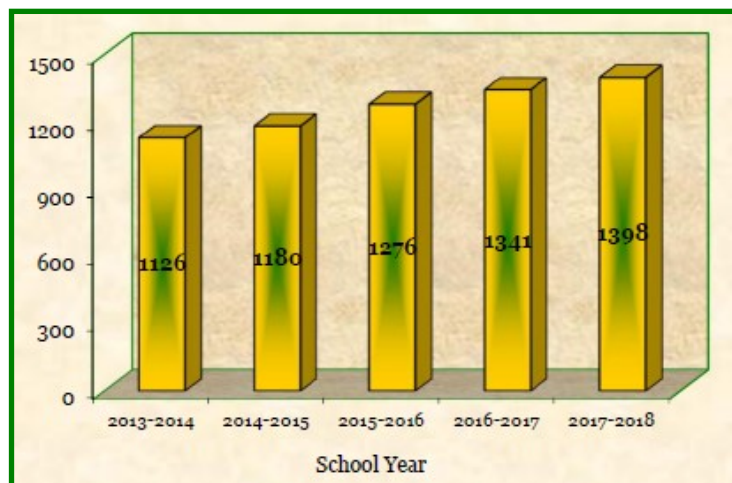
2017-2018 Staff Data

Staff Certification Level

- 21% of teachers with a Bachelor's Degree
- 47% of teachers with a Master's Degree
- 31% of teachers with an Educational Specialist
- 1% with a Doctoral Degree
- 12 average years of experience

Buford High School

Enrollment Data



2017-2018 Student & Demographic Data

Buford High School	School Year		
	2015-16	2016-17	2017-18
Enrollment	1276	1341	1395
American Indian / Alaskan Native *	0%	0%	<1%
Asian *	2%	2%	3%
Black / African American *	14%	13%	13%
Hispanic or Latino, any race	23%	25%	26%
Multiracial, two or more races *	2%	4%	4%
Native Hawaiian / Pacific Islander *	<1%	<1%	<1%
White *	58%	55%	53%
Special Education	8%	8%	8%
ESOL	1%	2%	3%
Free/Reduced Lunch	34%	37%	36%
Average Attendance	97%	97%	97%
*Not Hispanic or Latino			

The purpose of Buford City Schools is to empower all students to become globally competitive critical thinkers, innovative problem solvers, responsible individuals, and productive citizens.

Buford High School

2750 Sawnee Avenue · Buford, GA 30518
 (770) 945-6768 · <http://www.bufordhs.org>
 Ed Shaddix, *Principal*

Buford City Schools

2625 Sawnee Avenue · Buford, Georgia 30518
<http://bufordcityschools.org>

Buford City Schools Board of Education

Phillip Beard, Chairman
 Pat Pirkle, Vice-Chairman
 Daren Perkins, Bruce Fricks, Beth Lancaster