

# Accountability Report

Issued 2017–18



## Brookwood High School

William Bo Ford, Jr., *Principal*

Dr. Reuben Gresham, *Assistant Superintendent*

### Local school improvement connected to district's strategic direction

Gwinnett County Public Schools' accountability system for improving schools is called the Results-Based Evaluation System (RBES). RBES fairly and systematically measures a school's progress, providing a process that clearly communicates expectations; reviews, monitors, and supports school performance; and evaluates that performance. This report reflects achievement data and state data reporting from the 2016–17 school year, as well as consolidated information on the school's effectiveness, based on multiple measures and student characteristics. Using the data in this report, school administrators, teachers, and parent advisory groups developed

this year's Local School Plans for Improvement (LSPI) which outline our improvement goals and guide the work we will do throughout the 2017–18 school year to support student learning. These improvement plans are connected to the school district's strategic direction and our core business of teaching and learning. Find our school's LSPI on the website. The Brookwood school council and school leaders collaborated on the highlights in this accountability report, which also serves as the school's annual report.

**Please review this report to learn more about our improvement efforts and progress.**

### CONTENTS

About School Improvement and the School Effect

2016–17 Results

2016–17 State Reporting

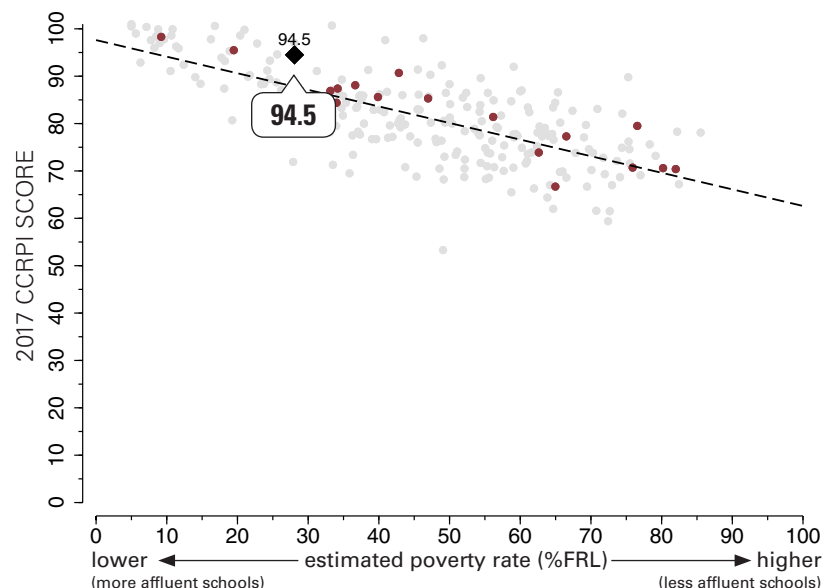
2016–17 Highlights



### The School Effect: Putting Brookwood High School's CCRPI score in context

The “school effect”—the impact of what happens in the classroom—acknowledges the work of our faculty and staff in meeting our students where they are academically, and helping them to make progress, no matter where they start. Schools all strive to add value to a student's education from year-to-year, causing students to make academic gains. One way to measure effectiveness in educating *all* students is to review a school's score on Georgia's College and Career Ready Performance Index (CCRPI), adjusting for the level of poverty at the school, to see the school effect on students' academic growth.

This graphic representation plots CCRPI scores for high schools in the state (gray dots) against the percentage of the student population receiving free-and-reduced-lunch (FRL Percentage), a measure of poverty. The plotted points form a trend line representing the typical achievement level of a school in Georgia with its level of student poverty. The graph shows how Brookwood (represented by a large black diamond) and all GCPS high schools (maroon dots) fare when considering expected performance based on poverty measures. Dots above the line are higher-than-expected scores and dots below the line reflect lower-than-expected scores. *Note: Georgia schools that serve breakfast and lunch to all students at no cost are not included in this comparison.*



## 2016–17 Results: College-Admissions Tests

Students are encouraged to take one or both of the college-admissions tests that most colleges and universities require for admissions. The two tests— the SAT and the ACT— both assess college-readiness in language arts/reading and mathematics, with a science section on the ACT. Both the SAT and the ACT also have an optional essay component.

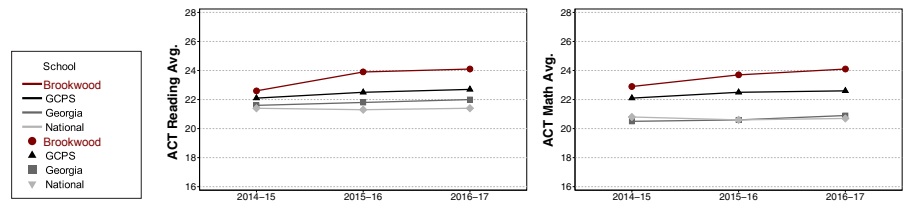
This is the first year of reporting for the redesigned SAT which better reflects what students are learning in class, including evidence-based reading, writing, and analysis across subject areas. In the new SAT, students are asked to apply their reading, writing, language, and math skills to answer questions in science and social studies contexts. In addition, the redesigned SAT Suite of Assessments makes it easier to help students navigate a path from high school through college and career. (Gwinnett students take two other tests in the SAT Suite, the PSAT 8/9 in 8th grade and the PSAT/NMSQT in 10th grade.) The ACT was most recently redesigned in 2015.

### 2016–17 SAT Averages

	Reading/Writing	Math	Total
Brookwood	568	567	1135
GCPS	545	539	1084
Georgia	535	515	1050
National	533	527	1060

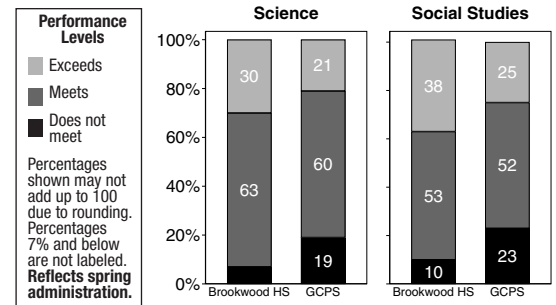
### 2016–17 ACT Averages

	English	Math	Reading	Science	Total
Brookwood	23.6	24.1	24.1	23.8	24.0
GCPS	21.9	22.6	22.7	22.5	22.6
Georgia	21.0	20.9	22.0	21.3	21.4
National	20.3	20.7	21.4	21.0	21.0



## 2016–17 Results: High School Gateway Assessment

Gwinnett students must pass the school system’s High School Gateway Assessment as a requirement for earning a regular diploma. Typically given in the 10th grade, the Gateway measures students’ ability to write effectively about what they have learned in three courses taken in the first years of high school— Biology, Chemistry, and World History. Students write an essay on each topic, using their own knowledge and document-based information. Students regularly write essays and take assessments in class that mirror the Gateway format. This experience helps develop proficiency in content knowledge and writing skills required for college, career, and citizenship. To assist students, GCPS offers additional resources, tutorials, and practice opportunities. While most students are successful on their first try, those who are not have additional opportunities to take and pass the test.



## 2016–17 Results: Advanced Placement (AP) Exams

Advanced Placement (AP) courses are challenging, college-level classes taught by specially trained high school teachers. Students have the option of taking an AP exam at the end of the school year. Many colleges award credit for passing the exams or allow a student to exempt certain courses. The table below shows the percentage of students who took an AP class at Brookwood High, compared to the county average. The chart also shows the percentage of optional, course-specific AP exams taken, as well as the percentage of test-takers who scored 3 or better on a 5-point scale on one or more AP exams. In 2016–17, 12.8% of courses taken at Brookwood were AP courses, compared to 10.1% at all GCPS high schools.

AP Percentages	2014–15		2015–16		2016–17	
	Brookwood	GCPS	Brookwood	GCPS	Brookwood	GCPS
% Students Who Took an AP Course	36.8	32.6	38.6	33.6	38.3	33.0
% AP Exams Taken	91.4	87.4	90.1	85.4	88.6	83.6
% Test-Takers Who Scored 3+	78.3	60.3	79.4	61.5	76.2	62.5

## 2016–17 Graduation Rate Information

The Graduation Rate is calculated using the number of students who begin 9th grade at the same time and graduate within four years with a regular education diploma. Students who take longer than four years to complete high school are not considered on-time graduates for the purpose of graduation rates, but they are not considered dropouts either. Additional students in the cohort will go on to graduate with a full diploma in their 5th year. Data shows that large numbers of students moving in during high school who are behind can have a negative impact on a school’s graduation rate, just as having students move who can’t be accounted for affects the rate. A number of GCPS initiatives— Credit Recovery, Online Campus courses, 7th period classes at Phoenix High, and summer school— offer students more opportunities to get and stay on pace for on-time graduation. GCPS is working to ensure that all students graduate, even if some students need more time to do so, and that all students are college- and career-ready.

### Graduation Rate (2014 to 2017)

	2014	2015	2016	2017
Brookwood	91%	93%	93%	93%
GCPS	75%	78%	80%	81%
Georgia	73%	79%	79%	81%

## 2016–17 Senior Report

	Students Completing HS†	Number Who Enrolled in College or Postsecondary School (Fall 2016)*	Number of Honor Graduates†	Seniors with Dual Enrollment†
Brookwood	778	634	237	115
GCPS	11636	7791	3061	1213

\*Based on the National Student Clearinghouse enrollment records

†Reflects system-reported data as of August 2017

## 2016–17 State Results: End of Course (EOC) Assessments

The comprehensive Georgia Milestones Assessment System measures how well students have learned the knowledge and skills outlined in the state content standards for English language arts, mathematics, science, and social studies. High school students took an End of Course (EOC) assessment for courses designated by the State Board of Education. The higher bar for student proficiency set by Milestones is aimed at better preparing students for college and career and providing a more realistic picture of academic progress. The results factor in as 20% of a student's second-semester grade in the high school courses tested.

### Percentage of End of Course Tests scored Proficient/Distinguished

Assessment	Brookwood	GCPS	Georgia
9th Grade Lit. and Comp.	73.0	60.7	50.3
11th Grade American Lit. and Comp.	69.9	55.9	46.2
Algebra I	47.9	45.6	34.8
Geometry	70.9	51.3	43.0
Biology	65.0	54.0	44.5
U.S. History	70.7	50.2	44.2
Economics	77.2	49.9	44.2

*Note. Results reflect a weighted average of winter and spring scores.*

## 2016–17 State Reporting: Georgia's College and Career Ready Performance Index (CCRPI)

College and Career Ready Performance Index (CCRPI) is Georgia's statewide accountability system. CCRPI assesses how well students are prepared for college and careers and ensures that schools are focused on improving achievement among all students.

The index measures progress on accountability indicators such as content mastery, student attendance, and preparation for the next school level or college work. Schools earn CCRPI points based on indicators that vary by grade and school level and align with measures of college- and career-readiness. For 2016–17, schools may earn up to a set number of points in three main categories (achievement, progress, and achievement gap), for a total of 100 possible points, with an additional 10 possible challenge points.

At the high school level, schools earn CCRPI achievement points tied to a number of factors, including the percentages of students meeting or exceeding standards on state assessments, the percentage of students reading at grade level, the percentage of students missing six or fewer days during the school year, the percentage of graduates completing a career pathway, the percentage of college-ready graduates, the percentage of graduates earning college credits, the percentage of students scoring in the Proficient Learner or Distinguished Learner achievement levels on the Georgia Milestones assessments, and the four- and five-year graduation rates.

Progress points are tied to the level of academic progress students make from year to year, while achievement gap points are earned as schools work to close the gaps between student subgroups. Challenge points reflect a school's participation levels and achievement results for students with economic disadvantages (ED), English learners (EL), and students with disabilities (SWD). Points also may be earned for advanced academic work of a school's graduates, such as the percentage of seniors earning physics credit, earning three or more credits in the same world language, or completing work-based learning or a capstone project. In addition, schools in which teachers use data for planning individualized instruction and those with STEM certification may earn extra points as well. Innovative practices with demonstrated achievement gains and interventions that result in a positive school climate also may earn challenge points.

Under CCRPI, schools are awarded star ratings in two areas— school climate and financial efficiency— using on a five-star scale. Ratings range from a half-star to five stars. **The School Climate rating** takes into account discipline and attendance data as well as perceptions of the quality and character of the school and its learning environment. **The Financial Efficiency rating** is a measure that compares a school's spending per student to the overall academic performance of its students. The rating is calculated using three-year averages of spending and CCRPI scores. The School Climate and Financial Efficiency ratings for 2016–17 were not published at the time 2017 CCRPI results were released in fall. Once available, parents can find them here: <http://www.gadoe.org/CCRPI/Pages/default.aspx>

	Brookwood	GCPS	Georgia
<b>CCRPI Total Score (out of 110 possible points)</b>	<b>94.5</b>	<b>80.9</b>	<b>77.0</b>
Achievement Points (out of 50)	43.9	36.9	34.6
Progress Points (out of 40)	37.5	35.3	35.2
Achievement Gap Points (out of 10)	8.3	6.7	6.7
Challenge Points (out of 10)			
ED/EL/SWD Performance– 3.3	4.8	2.0	0.5
Exceeding the Bar– 1.5			
<i>CCRPI Total Score is the sum of points in gray shaded cells.</i>			

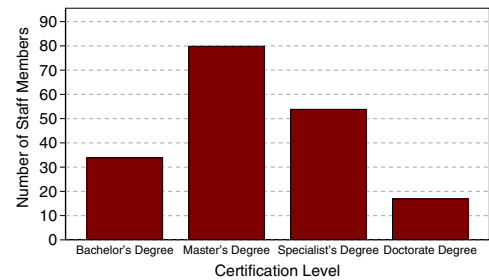
# Brookwood High School

## Other 2016–17 Highlights...

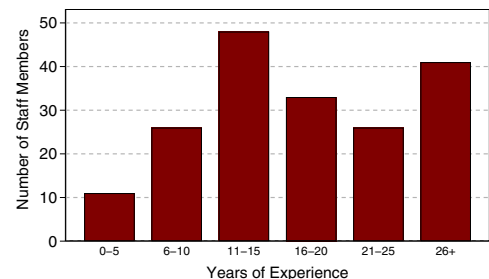
- The Class of 2017 included of 240 Honor Graduates, 47 National Advanced Placement (AP) Scholars, and eight National Merit Scholar Semifinalists. Seven seniors were named Georgia Scholars, the most from any high school in the state. Scholarships offered beyond HOPE totaled \$14.6 million.
- Brookwood’s Science Team won the state championship for the seventh consecutive year.
- Brookwood High’s Boys Swimming team won the state championship, its fifth in school history.
- The Math Team earned 1st place in Gwinnett County competition.
- National Spanish Exam honors were awarded to 98 students. Three earned gold (top 5% nationally). One scored the highest in the nation at the AP level, while another earned the third highest score in Georgia.
- National Latin Exam honors were awarded to 76 students. Nine won gold medals.
- Nine Broncos qualified to compete in Future Business Leaders of America (FBLA) competition at the national level.
- Brookwood won six region athletic championships (Wrestling, Competitive Cheer, Girls Tennis, Girls Soccer, Baseball, and Girls Track and Field), four area championships (Boys Cross Country, Girls Cross Country, Duals Wrestling, and Traditional Wrestling), and four county championships (Boys Cross Country, Girls Cross Country, Boys Swimming, and Girls Swimming). Teams had 36 college sports signings.
- A total of 44 performing and visual arts students earned All-State recognition: Band (11), Chorus (7), Orchestra (13), and Visual Arts (13).
- Brookwood’s Marching Band performed in London’s New Year’s Day Parade. The Orchestra performed at Carnegie Hall, earning a gold award at the New York International Festival.
- In Theater, 70 students earned induction into the International Thespian Honor Society.
- Three Visual Arts students earned national medals in the Scholastic Art & Writing Awards competition, and 48 students earned awards at the regional competition. Photography students earned 1st and 2nd place in the 4th Congressional Art Contest.
- Faculty awards included Georgia’s Media Specialist of the Year and Classical Association Teacher of the Year, national recognition for excellence in entrepreneurship education, eight county or region Coach of the Year awards, and two PEAK awards in foreign languages.

## 2016–17 Staff Data

**Staff Certification Level**



**Experience in Education**



## Student Data (2014–15 to 2016–17)

	School Year		
	14–15	15–16	16–17
<b>Enrollment</b>	3423	3476	3515
+American Indian/Alaskan Native*	0%	0%	0%
+Asian*	15%	16%	16%
+Black/African American*	25%	25%	27%
+Hispanic or Latino, <i>any race</i>	13%	13%	14%
+Multiracial, <i>two or more races</i> *	4%	4%	4%
+Native Hawaiian/Pacific Islander*	0%	0%	0%
+White*	42%	41%	38%
Special Education	10%	10%	11%
ESOL	2%	2%	2%
Free/Reduced Lunch	28%	28%	28%
Average Attendance	97%	97%	97%

\*Not Hispanic or Latino

## School Safety Perceptions

Based on responses from those with an opinion who responded to the 2016–17 RBES Perception Survey...

- 92.5% of students agreed or strongly agreed that they felt safe at Brookwood High.
- 98.2% of parents agreed or strongly agreed that their child’s school was safe.

*The mission of Gwinnett County Public Schools is to pursue excellence in academic knowledge, skills, and behavior for each student, resulting in measured improvement against local, national, and world-class standards.*

**Brookwood High School**  
1255 Dogwood Road, Snellville, GA 30078  
(770) 972-7642 • [www.brookwoodhighschool.net](http://www.brookwoodhighschool.net)  
William Bo Ford Jr., Principal

**Gwinnett County Public Schools**  
437 Old Peachtree Rd., NW • Suwanee, GA 30024-2978  
[www.gwinnett.k12.ga.us](http://www.gwinnett.k12.ga.us)

**2017 Gwinnett County Board of Education**  
Louise Radloff, 2017 Chairman;  
Carole C. Boyce, 2017 Vice Chairman;  
Dr. Robert McClure; Dr. Mary Kay Murphy; and Daniel D. Seckinger  
J. Alvin Wilbanks, CEO/Superintendent