



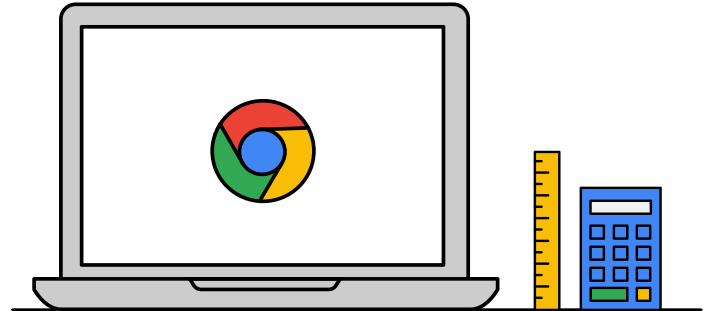
# Student Device Distribution

## What you've always wanted to know about Chromebooks in your child's classroom



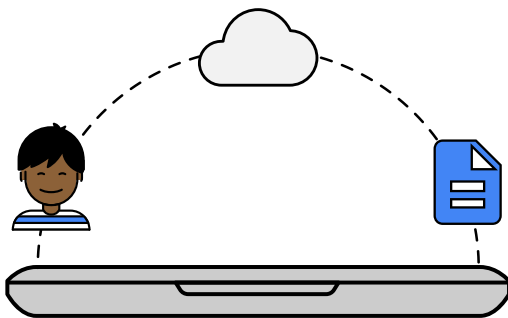
Your child is using a Chromebook at school, and you have some questions. A Chromebook may be different than the computer you have at home, so we want to help you understand what a Chromebook is and how it's used at school.

---



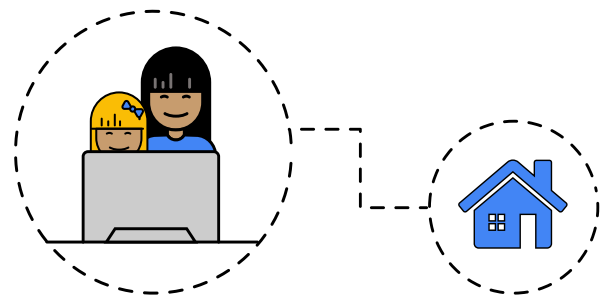
### So...what is a Chromebook?

It's a laptop that runs on the Google Chrome operating system. The Chrome operating system is designed to work on the cloud, so that means everything—your files, your apps, even your desktop—lives online (not on your laptop) and is the same wherever you sign in. That means never misplacing your files or losing your work in progress (it's all right on the cloud). No wifi? Chromebooks also store files locally and work offline.




### Why did our school choose Chromebooks?

Chromebooks are, by far, the #1 devices in schools because they're easy to use, versatile, and secure—we know trust is earned by protecting privacy and providing worry-free security. It helps that Chromebooks come as laptops and tablets with big screens and small screens, and entry models are affordable. They are built to be shareable. This means you and your child can use the same Chromebook and each have your own profile and files. In fact, in many schools, students share Chromebooks with each other.



Students can use their EDU accounts to continue **learning at home**



## What does your child actually do on a Chromebook?

That varies from school to school, but the answer may be, “just about everything.” Popular tools like Gmail and Google Docs make classroom collaboration easy, and there are apps to learn skills like video-making, podcasting, and coding. You may also have heard your child talk about Google Classroom. It’s a tool some teachers use to help organize student classwork and assign homework and projects.

## Here are some amazing things you can do on a Chromebook



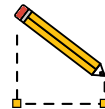
### Video editing

Tell stories with videos you produce yourself



### Coding

Learn to code no matter what grade you’re in



### Drawing

Create art on your laptop

## Want to know more? Here are some conversation starters with your child.

Do you have your own Chromebook at school, or do you share?


What is your favorite thing to do on a Chromebook?

What rules does your school have about using Chromebooks?

When do you use your Chromebook in school?

How has a Chromebook changed your school day?

What’s the most amazing thing you can do or create with a Chromebook?



If you want to know more about Chromebooks, check out [google.com/chromebook/for-families](https://www.google.com/chromebook/for-families)

# Google Chromebook Help Doc



## **Problems logging into to your Google Chromebook?**

- Students will log into their Chromebooks with their Google Student email address. This will be in the format of: [firstname.lastname@stu.wisd.org](mailto:firstname.lastname@stu.wisd.org)
- Passwords will be in the following format: wisdSTUDENTID# (ie: wisd12345678)

## **Problems connecting the Chromebook to your home wireless?**

- Verify the wireless is on: In the lower right portion of the screen select the time and then Select Not Connected ▼
- Turn on Wi-Fi. Your Chromebook will automatically look for available networks and show them to you in a list.
- Select and connect to your home wireless network.

## **Who do you contact if you are having technical problems with your Chromebook or login account?**

- Technical problems can be investigated by district technology team members. If you are unable to login to Google Classroom or another learning tool, please first contact your child's teacher.
- ***If you are having issues with your device, please contact Waxahachie ISD's technology department at 972-923-4675. All voicemails left prior to 3:00 p.m. will be returned before the end of the day.***

Please see Google's Chromebook help page for additional help topics and more details about common issues some users can have:

<https://support.google.com/chromebook>