

Preliminary DF3 17-18

Grade	ELA		Math	
	Level 3 Cut Score	Distance from 3	Level 3 Cut Score	Distance from 3
3	2432	-38	2436	-57
4	2473	-29	2485	-47
5	2502	-30	2528	-88
6	2531	-39	2552	-79
Avg.		-34		-68

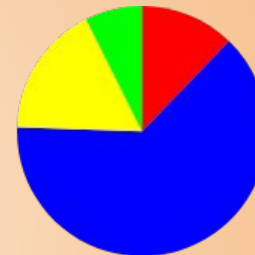
Harris



Principal - Anne Lopez

17/18 Attendance:	95.69%
17/18 Enrollment:	532
17/18 EL Population:	12.2%

Demographic Data:



63.3%	Hispanic
12.2%	African American
17.1%	White
7.4%	Other

EL Reclassification

2015-16		2016-17		2017-18	
# of Students	%	# of Students	%	# of Students	%
7	7%	12	13.8%	24	34.8%





Smarter Balanced Data (3 yr Trend)






		African American				Hispanic				White				Other				School Wide			
		Not Met	Nearly Met	Met	Exceed.	Not Met	Nearly Met	Met	Exceed.	Not Met	Nearly Met	Met	Exceed.	Not Met	Nearly Met	Met	Exceed.	Not Met	Nearly Met	Met	Exceed.
ELA	17-18	41%	24%	26%	9%	37%	25%	29%	10%	35%	14%	30%	21%	N/A	N/A	N/A	N/A	38%	22%	28%	12%
	16-17	60%	15%	15%	10%	33%	30%	26%	11%	23%	27%	13%	37%	N/A	N/A	N/A	N/A	37%	27%	21%	16%
	15-16	59%	19%	19%	3%	57%	19%	18%	7%	32%	24%	27%	17%	N/A	N/A	N/A	N/A	54%	20%	19%	8%
Math	17-18	41%	44%	15%	0%	49%	34%	14%	3%	40%	30%	23%	7%	N/A	N/A	N/A	N/A	48%	34%	16%	3%
	16-17	45%	40%	13%	3%	35%	39%	18%	8%	23%	40%	17%	20%	N/A	N/A	N/A	N/A	36%	38%	16%	9%
	15-16	65%	19%	14%	3%	57%	30%	12%	1%	41%	37%	12%	10%	N/A	N/A	N/A	N/A	57%	29%	12%	2%

Note: N/A displayed for <10 students.

California School Dashboard

Status and Change Report

State Indicator	All Student Performance	Status	Change
Chronic Absenteeism	N/A	N/A	N/A
Suspension Rate		Medium 1.8%	Increased +0.3%
English Learner Progress		Very Low 59.5%	Increased +1.7%
English Language Arts		Low 64.1 points below level 3	Increased Significantly +23
Mathematics		Low 77.3 points below level 3	Increased +13.7 points

Performance Levels:  Blue (Highest)  Green  Yellow  Orange  Red (Lowest)

Staffing Structure

Kinder Teachers 4
1st Grade Teachers 3
2nd Grade Teachers 3
3rd Grade Teachers 3
4th Grade Teachers 3
5th Grade Teachers 2
6th Grade Teachers 3
Special Ed Teachers 6
Support Staff by Position Academic Coach - 1 Intervention Specialist - 1

Harris



School Programs

SPED - M/M, ED,
AUT HF

STAR Math Pilot

Dual Immersion