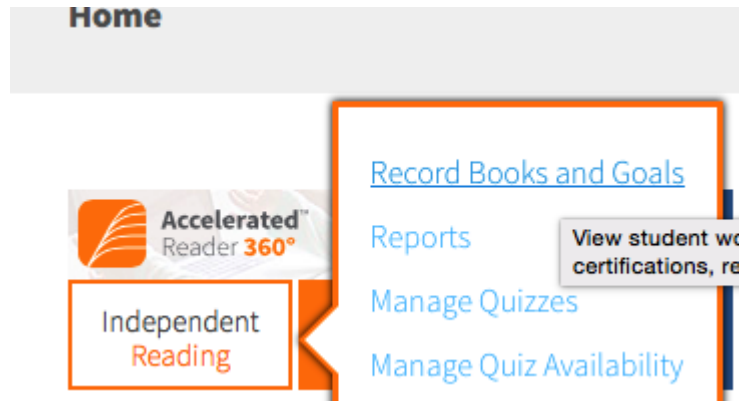


# Certifications in Accelerated Reader

Follow these steps to set up Certifications for Accelerated Reader.

## Record Books and Goals



Click on Independent Reading, then Record Books and goals.

## Choose your class

### Record Books and Goals

Select the class and then the record book you would like to work in

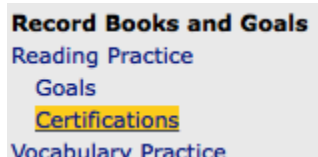
School:

Class:

Class Record Book	Description
<a href="#">Reading Practice Quizzes</a>	View students' Reading Pra

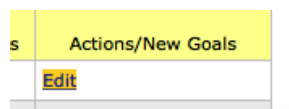
Make sure your class is chosen in the drop-down menu. Then click on Reading Practice Quizzes.

## Certifications



Click on Certifications on the left.

## Edit Goals



Click on Edit after a student's name - on the far right of the table. You will need to do this for each individual students for the first set up.

## Choose a level

**Reading Practice Certification Details**

Current Certification Goal:  Ready Reader(2)  
 Independent Reader  
 Rising Reader  
 Super Reader  
 Advanced Reader  
 Star Reader

Date Started:

Choose an appropriate level. K-3, Ready Reader is a good place to start. For older students, you might start with Independent Reader.

\*\*Choosing a lower level allows students to move through more levels and provides a lot of motivation.

## Update Certifications

<a href="#">a, Milton</a>	Ready(3)	9/30/2015	10/21/2015	★ ⚠	<b>Rdy(4)</b>   Ind   More...
---------------------------	----------	-----------	------------	-----	-------------------------------

After a student has certified, you will need to click on their certification so that you can update it. Once they start certifying, you might want to check for this every day or so.