

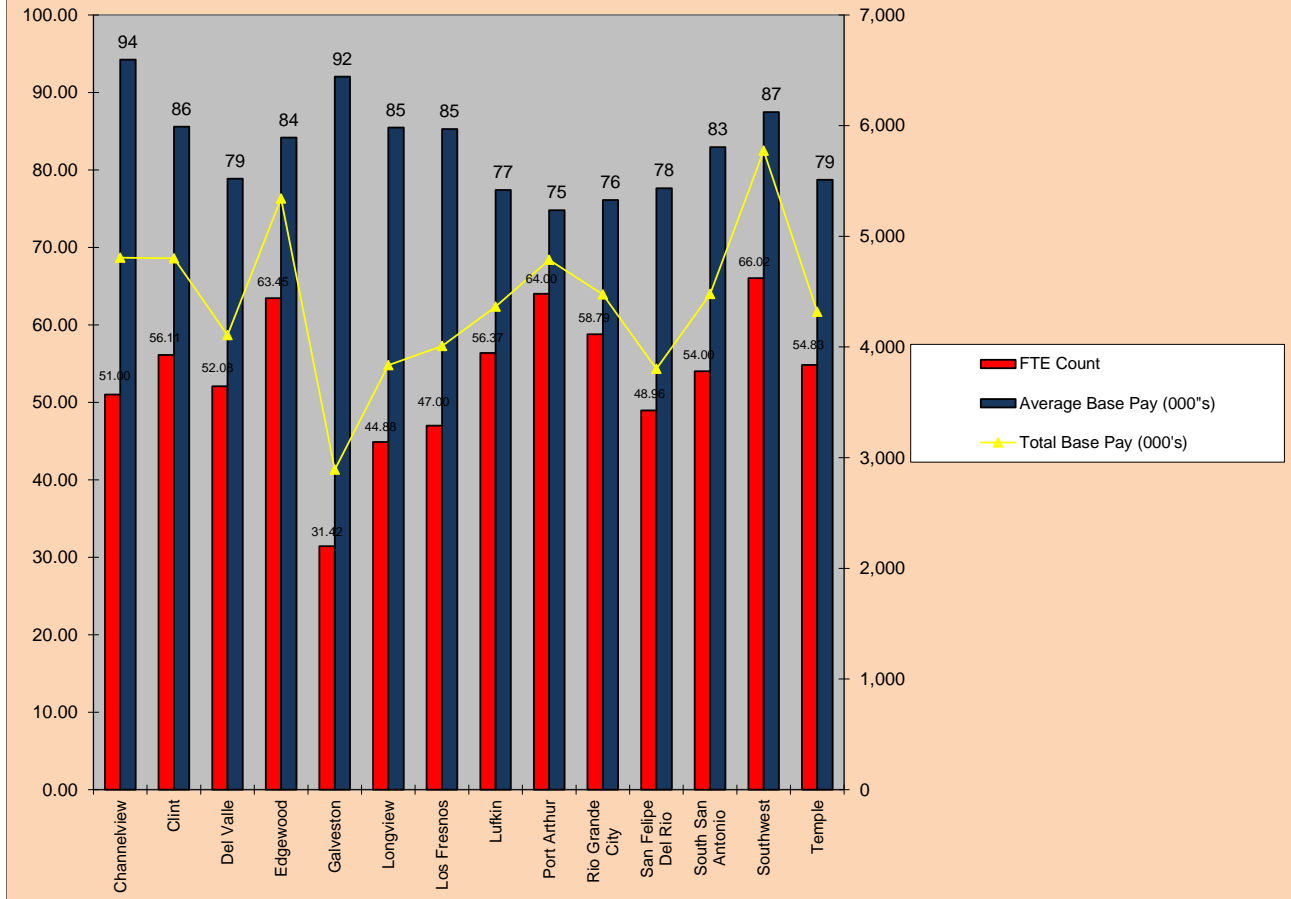
BENCHMARK DATA

-  Channelview ISD
-  Clint ISD
-  Del Valle ISD
-  Edgewood ISD
-  Galveston ISD
-  Longview ISD
-  Los Fresno CISD
-  Lufkin ISD
-  Port Arthur ISD
-  Rio Grande City CISD
-  San Felipe Del Rio CISD
-  South San Antonio ISD
-  Southwest ISD
-  Temple ISD

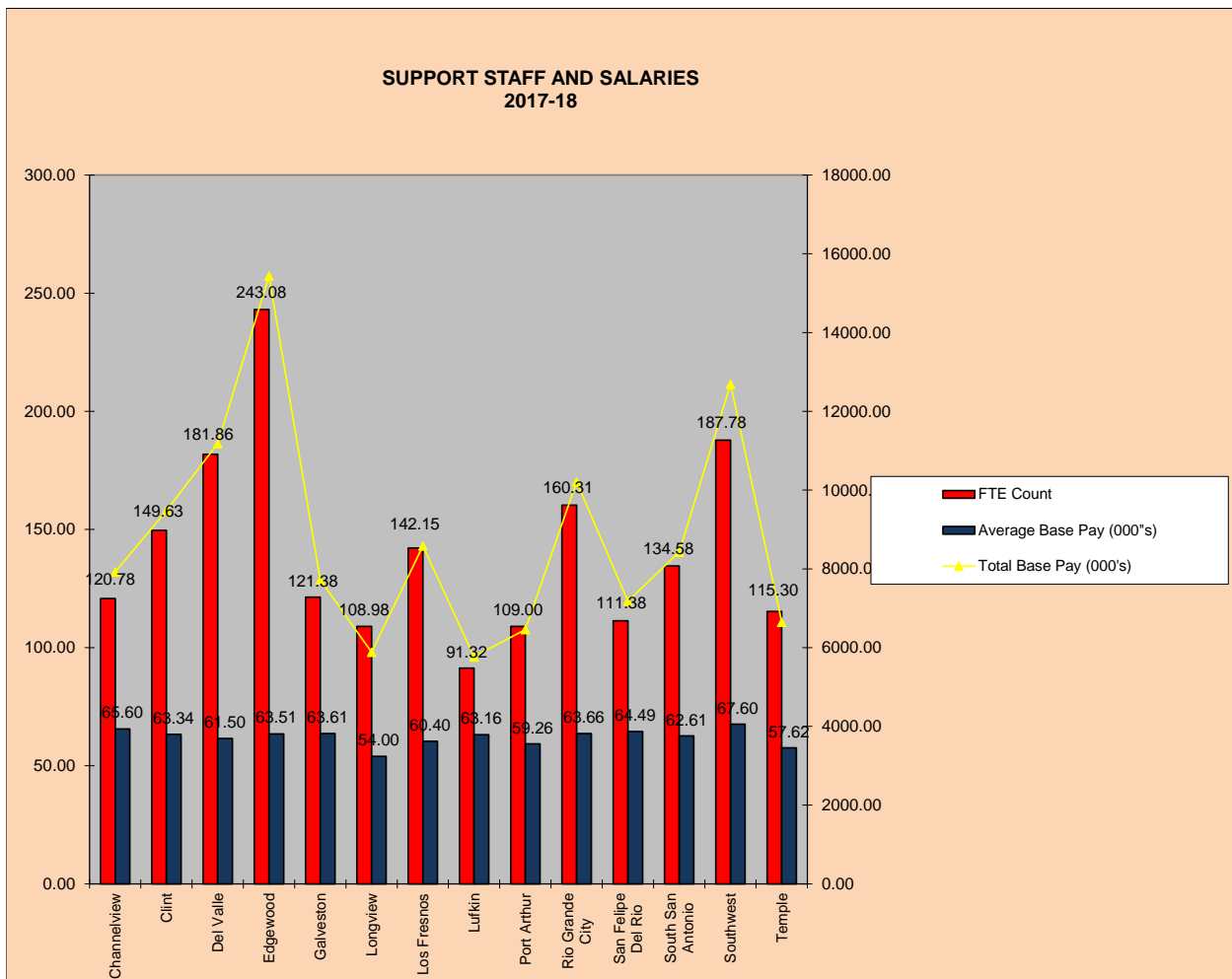
Benchmarking schools identified by TASBO. Benchmark data provided through TEA Website (Finance Reports and Data), October 2018.

District	FTE Count	Total Base Pay (000's)	Average Base Pay (000's)
Channelview	51.00	4,806	94
Clint	56.11	4,802	86
Del Valle	52.08	4,107	79
Edgewood	63.45	5,342	84
Galveston	31.42	2,892	92
Longview	44.88	3,836	85
Los Fresnos	47.00	4,008	85
Lufkin	56.37	4,364	77
Port Arthur	64.00	4,787	75
Rio Grande City	58.79	4,475	76
San Felipe Del Rio	48.96	3,802	78
South San Antonio	54.00	4,479	83
Southwest	66.02	5,774	87
Temple	54.83	4,317	79

ADMINISTRATIVE STAFF AND SALARIES 2017-18

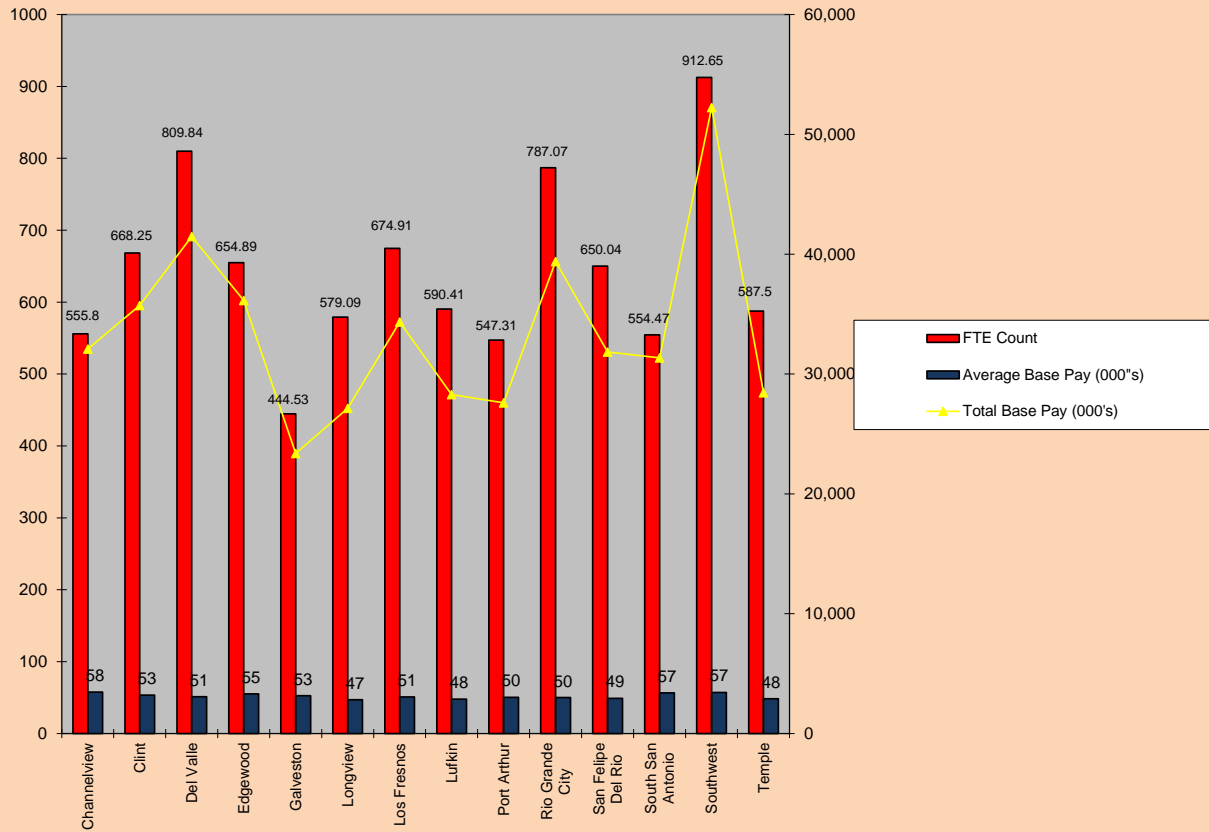


District	FTE Count	Total Base Pay (000's)	Average Base Pay (000's)
Channelview	120.78	7923.49	65.60
Clint	149.63	9477.75	63.34
Del Valle	181.86	11184.71	61.50
Edgewood	243.08	15438.46	63.51
Galveston	121.38	7721.14	63.61
Longview	108.98	5884.80	54.00
Los Fresnos	142.15	8585.42	60.40
Lufkin	91.32	5767.67	63.16
Port Arthur	109.00	6459.05	59.26
Rio Grande City	160.31	10205.74	63.66
San Felipe Del Rio	111.38	7182.55	64.49
South San Antonio	134.58	8425.86	62.61
Southwest	187.78	12693.50	67.60
Temple	115.30	6643.14	57.62

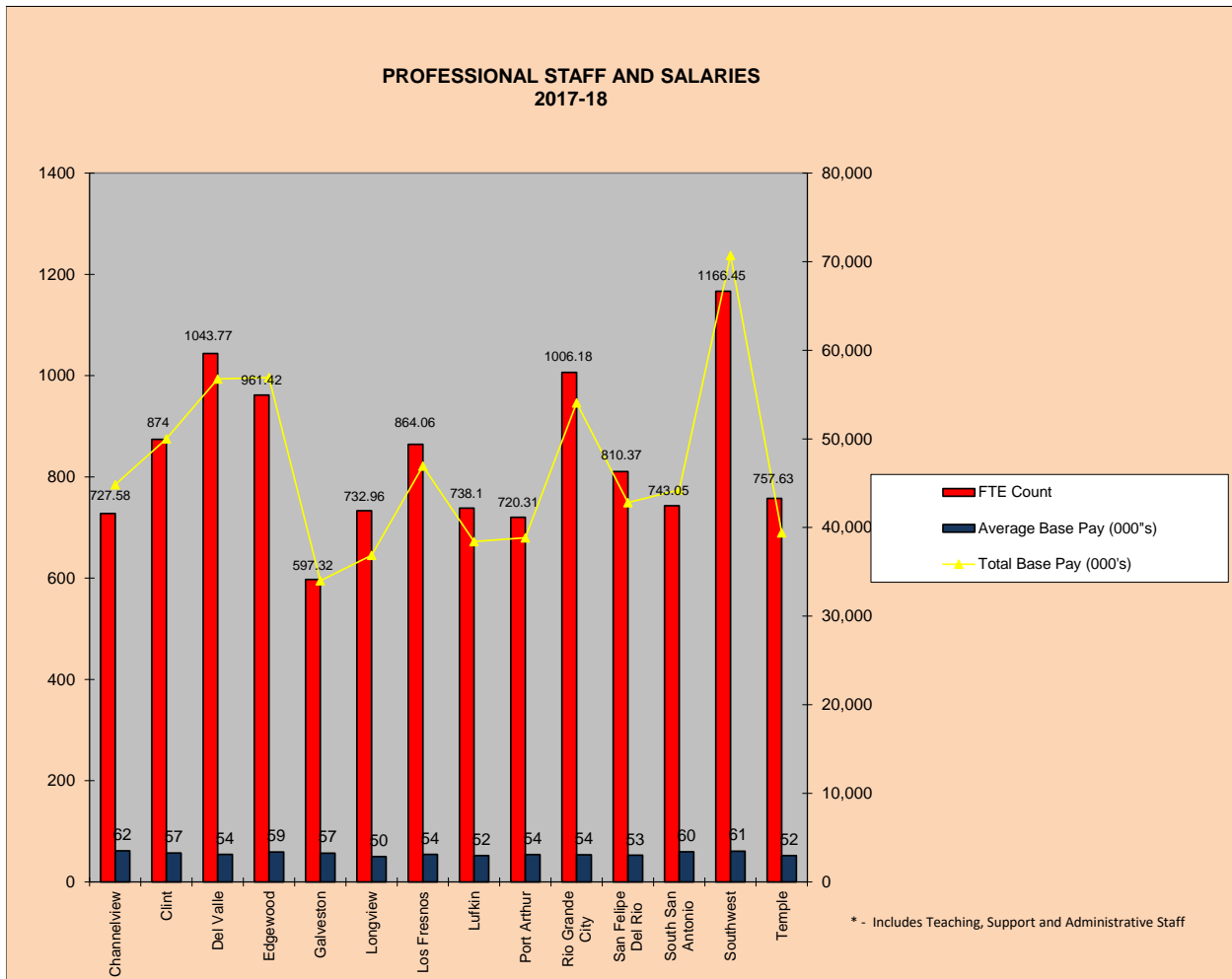


District	FTE Count	Total Base Pay (000's)	Average Base Pay (000's)
Channelview	555.8	32,091	58
Clint	668.25	35,734	53
Del Valle	809.84	41,475	51
Edgewood	654.89	36,151	55
Galveston	444.53	23,375	53
Longview	579.09	27,150	47
Los Fresnos	674.91	34,343	51
Lufkin	590.41	28,292	48
Port Arthur	547.31	27,597	50
Rio Grande City	787.07	39,397	50
San Felipe Del Rio	650.04	31,835	49
South San Antonio	554.47	31,354	57
Southwest	912.65	52,242	57
Temple	587.5	28,446	48

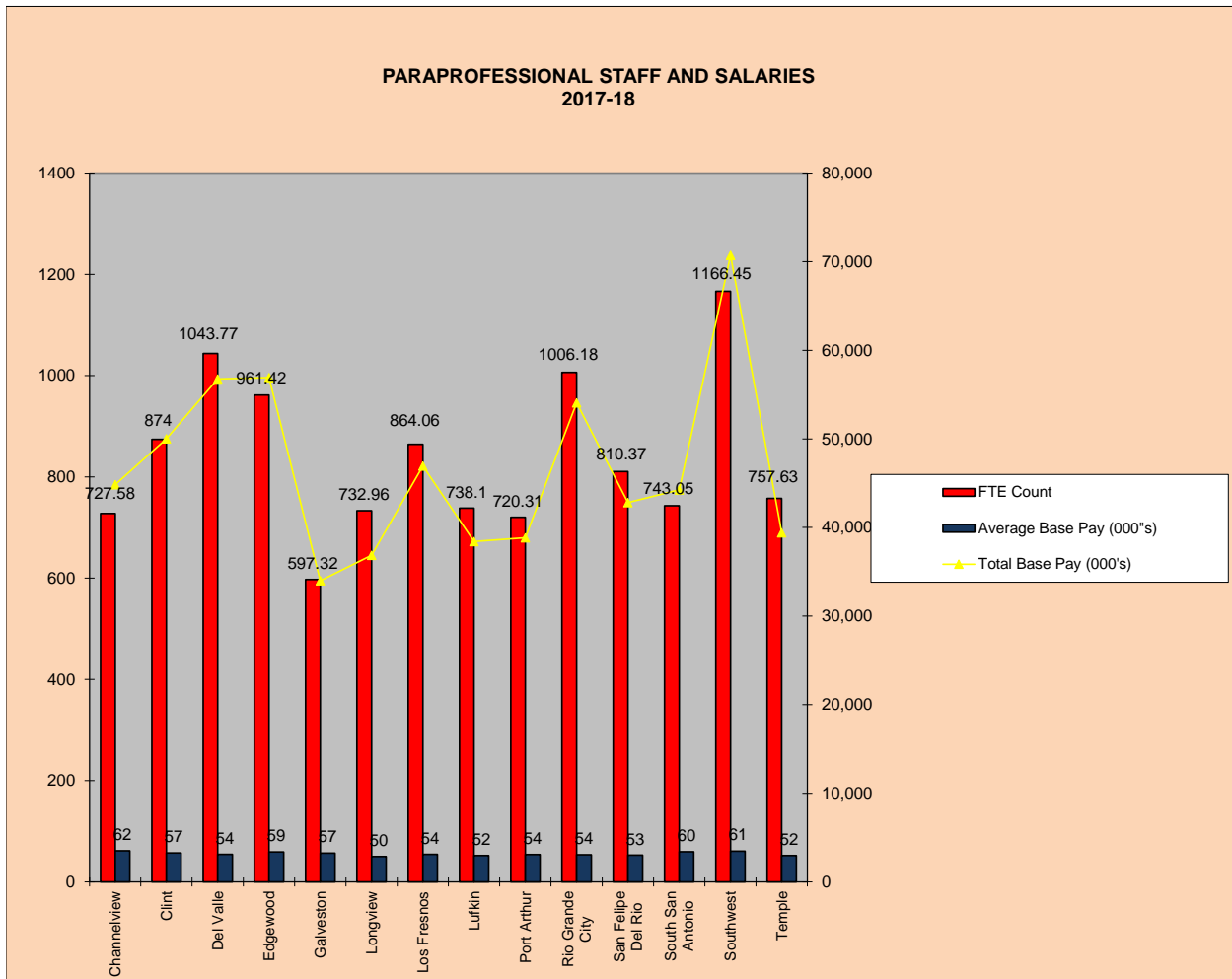
**TEACHING STAFF AND SALARIES
2017-18**



District	FTE Count	Total Base Pay (000's)	Average Base Pay (000's)
Channelview	727.58	44,820	62
Clint	874	50,014	57
Del Valle	1043.77	56,767	54
Edgewood	961.42	56,931	59
Galveston	597.32	33,987	57
Longview	732.96	36,871	50
Los Fresnos	864.06	46,936	54
Lufkin	738.1	38,424	52
Port Arthur	720.31	38,843	54
Rio Grande City	1006.18	54,078	54
San Felipe Del Rio	810.37	42,819	53
South San Antonio	743.05	44,259	60
Southwest	1166.45	70,709	61
Temple	757.63	39,405	52

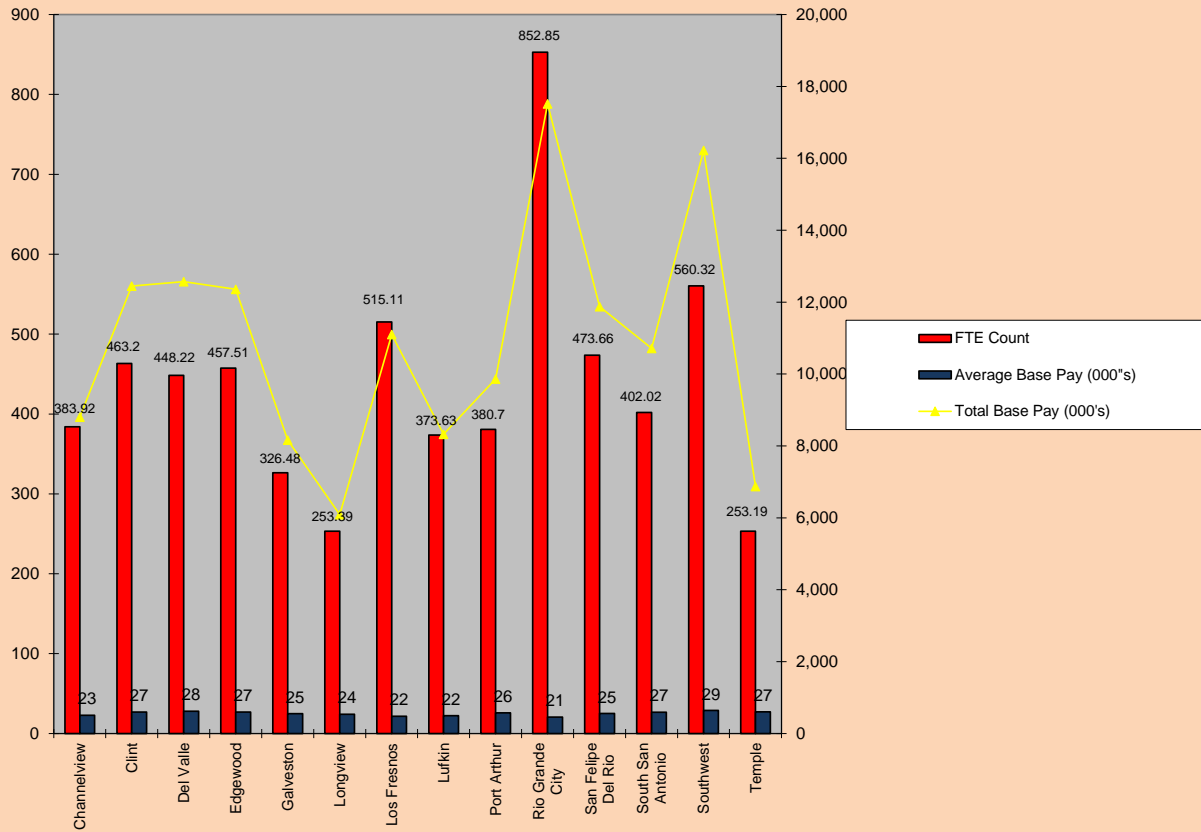


District	FTE Count	Total Base Pay (000's)	Average Base Pay (000's)
Channelview	727.58	44,820	62
Clint	874	50,014	57
Del Valle	1043.77	56,767	54
Edgewood	961.42	56,931	59
Galveston	597.32	33,987	57
Longview	732.96	36,871	50
Los Fresnos	864.06	46,936	54
Lufkin	738.1	38,424	52
Port Arthur	720.31	38,843	54
Rio Grande City	1006.18	54,078	54
San Felipe Del Rio	810.37	42,819	53
South San Antonio	743.05	44,259	60
Southwest	1166.45	70,709	61
Temple	757.63	39,405	52

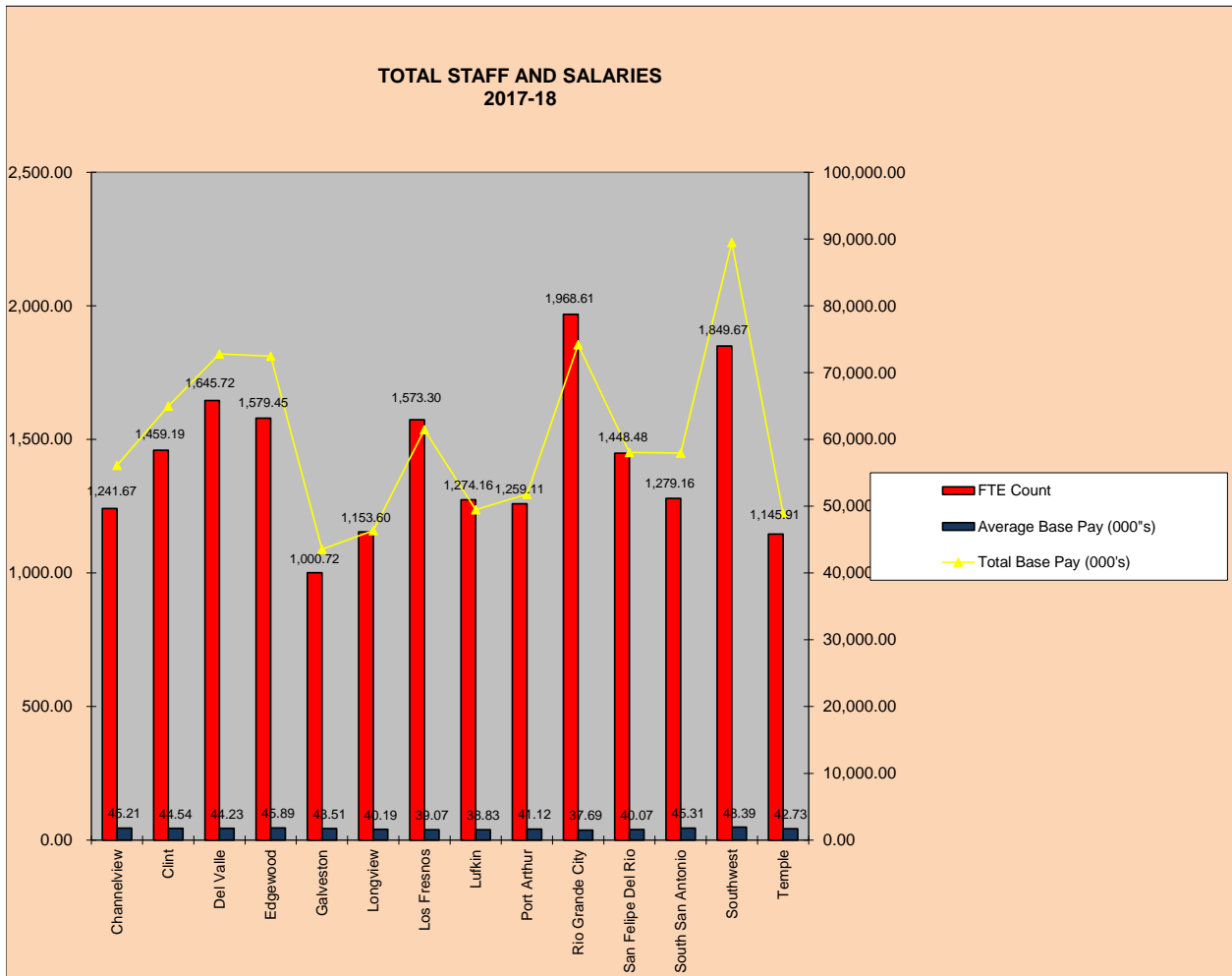


District	FTE Count	Total Base Pay (000's)	Average Base Pay (000's)
Channelview	383.92	8,803	23
Clint	463.2	12,449	27
Del Valle	448.22	12,572	28
Edgewood	457.51	12,359	27
Galveston	326.48	8,160	25
Longview	253.39	6,091	24
Los Fresnos	515.11	11,100	22
Lufkin	373.63	8,323	22
Port Arthur	380.7	9,861	26
Rio Grande City	852.85	17,515	21
San Felipe Del Rio	473.66	11,875	25
South San Antonio	402.02	10,713	27
Southwest	560.32	16,221	29
Temple	253.19	6,871	27

AUXILIARY STAFF AND SALARIES 2017-18



District	FTE Count	Total Base Pay (000's)	Average Base Pay (000's)
Channelview	1,241.67	56,132.88	45.21
Clint	1,459.19	64,994.53	44.54
Del Valle	1,645.72	72,788.81	44.23
Edgewood	1,579.45	72,473.27	45.89
Galveston	1,000.72	43,541.28	43.51
Longview	1,153.60	46,363.62	40.19
Los Fresnos	1,573.30	61,473.76	39.07
Lufkin	1,274.16	49,476.78	38.83
Port Arthur	1,259.11	51,778.03	41.12
Rio Grande City	1,968.61	74,187.93	37.69
San Felipe Del Rio	1,448.48	58,045.57	40.07
South San Antonio	1,279.16	57,955.82	45.31
Southwest	1,849.67	89,504.19	48.39
Temple	1,145.91	48,968.06	42.73



TEA Reports

Benchmarking schools identified by TASBO. Benchmark data provided through TEA Website (Finance Reports and Data), October 2018.

2017-2018 Staff Salaries and FTE Counts -- Excluding ESC Staff

Totals by District for District: CHANNELVIEW ISD

Region: 04 County: HARRIS COUNTY District: CHANNELVIEW
ISD (101905) Charter Status: TRADITIONAL ISD/CSD

Staff	FTE Count	Total Base Pay	Average Base Pay
TEACHING STAFF			
PRE-KINDERGARTEN	10.33	\$602,677	\$58,324
KINDERGARTEN	41.86	\$2,444,065	\$58,391
KINDERGARTEN/ELEMENTARY (K-6)	0.15	\$9,469	\$63,636
ELEMENTARY (GRADES 1-6)	9.41	\$552,001	\$58,635
MIDDLE SCHOOL (GRADES 6 - 8)	22.58	\$1,289,202	\$57,098
ALL GRADE LEVELS	15.52	\$875,060	\$56,371
GRADE 1	40.77	\$2,355,405	\$57,779
GRADE 2	42.76	\$2,540,425	\$59,412
GRADE 3	43.87	\$2,502,463	\$57,049
GRADE 4	42.88	\$2,430,581	\$56,677
GRADE 5	42.38	\$2,441,329	\$57,605
GRADE 6	25.69	\$1,472,144	\$57,308
GRADE 7	22.57	\$1,259,840	\$55,816
GRADE 8	24.63	\$1,400,412	\$56,861
GRADES 9-12	170.4	\$9,915,491	\$58,190
TOTAL TEACHING STAFF	555.8	\$32,090,564	\$57,738
SUPPORT STAFF			
ATHLETIC TRAINER	3	\$168,600	\$56,200
COMMUNICATIONS PROFESSIONAL	1	\$72,950	\$72,950
COUNSELOR	21	\$1,447,809	\$68,946
EDUCATIONAL DIAGNOSTICIAN	9	\$591,139	\$65,682
FOOD SERVICE PROFESSIONAL	1	\$101,424	\$101,424
LEA/CMP INFO TECH PROFESSIONAL	3	\$223,210	\$74,403
LIBRARIAN	2.19	\$142,631	\$65,113
LSSP/PSYCHOLOGIST	4	\$257,829	\$64,457
MAINTENANCE	1	\$106,401	\$106,401
OCCUPATIONAL THERAPIST	2	\$144,415	\$72,208
ORIENTATN/MOBILITY SPEC (COMS)	1	\$67,415	\$67,415
OTHR LEA EXEMPT PROFESSIONAL AUX	4	\$342,093	\$85,523
SCHOOL NURSE	11.99	\$745,934	\$62,189
SPEECH THRPST/SPEECH-LANG PATH	8	\$542,018	\$67,752
TEACHER FACILITATOR	47.6	\$2,875,439	\$60,409
TRANSPORTATION	1	\$94,179	\$94,179
TOTAL SUPPORT STAFF	120.78	\$7,923,486	\$65,600
ADMINISTRATIVE STAFF			
ASSISTANT PRINCIPAL	22	\$1,751,299	\$79,605
ASST/ASSOC/DEPUTY SUPERINTEND.	3	\$426,268	\$142,089
ATHLETIC DIRECTOR	1	\$123,372	\$123,372
BUSINESS MANAGER	1	\$104,497	\$104,497
DIR -PERSONNEL/HUMAN RESOURCES	1	\$118,514	\$118,514
DIST INSTR PGM DIR OR EXC DIR	7	\$664,613	\$94,945
PRINCIPAL	12	\$1,158,658	\$96,555
SUPERINTENDENT/CAO/CEO/PRESNT	1	\$231,568	\$231,568
TAX ASSESSOR AND/OR COLLECTOR	1	\$96,515	\$96,515
TEACHER SUPERVISOR	2	\$130,845	\$65,423
TOTAL ADMINISTRATIVE STAFF	51	\$4,806,149	\$94,238
TOTAL PROFESSIONAL STAFF	727.58	\$44,820,199	\$61,602
PARAPROFESSIONAL STAFF			
EDUCATIONAL AIDE	130.17	\$2,509,650	\$19,279
TOTAL PARAPROFESSIONAL STAFF	130.17	\$2,509,650	\$19,279
AUXILIARY STAFF			
BUSINESS/FINANCE CLERICAL	8	\$254,028	\$31,754
CAMPUS OFFICE/CLERICAL	78.02	\$1,795,446	\$23,014
CENTRAL OFFICE/CLERICAL	26.92	\$867,451	\$32,224
CHILD NUTRITION	101.27	\$1,694,559	\$16,733
CUSTODIAL	63	\$1,457,306	\$23,132
HUMAN RESOURCES (CRT-HR SPECIA	2	\$49,660	\$24,830
HVAC	5	\$264,881	\$52,976
INFORMATION TECHNOLOGY TECHNIC	6	\$228,632	\$38,105
MAINTENANCE	18	\$608,395	\$33,800
PAINTER	1	\$40,037	\$40,037
TRANSPORTATION	70.71	\$1,430,296	\$20,228
WAREHOUSE	4	\$112,338	\$28,085
TOTAL AUXILIARY STAFF	383.92	\$8,803,029	\$22,930
TOTAL PERSONNEL	1,241.67	\$56,132,878	\$45,208

2017-2018 Staff Salaries and FTE Counts -- Excluding ESC Staff

Totals by District for District: CLINT ISD

Region: 19 County: EL PASO COUNTY District: CLINT ISD (071901) Charter

Status: TRADITIONAL ISD/CSD

Staff	FTE Count	Total Base Pay	Average Base Pay
TEACHING STAFF			
PRE-KINDERGARTEN	15	\$807,160	\$53,811
KINDERGARTEN	39.41	\$2,098,986	\$53,258
KINDERGARTEN/ELEMENTARY (K-6)	12.71	\$692,787	\$54,520
ELEMENTARY (GRADES 1-6)	17.55	\$977,608	\$55,689
MIDDLE SCHOOL (GRADES 6 - 8)	25.77	\$1,387,804	\$53,857
ALL GRADE LEVELS	18.73	\$995,171	\$53,146
NOT APPLICABLE	2	\$114,167	\$57,084
GRADE 1	38.86	\$2,119,812	\$54,554
GRADE 2	41.23	\$2,251,295	\$54,599
GRADE 3	42.46	\$2,266,811	\$53,385
GRADE 4	44.52	\$2,352,694	\$52,844
GRADE 5	42.55	\$2,332,439	\$54,811
GRADE 6	39.6	\$2,052,222	\$51,823
GRADE 7	34.55	\$1,844,334	\$53,379
GRADE 8	35.26	\$1,833,919	\$52,011
GRADES 9-12	218.05	\$11,606,987	\$53,232
TOTAL TEACHING STAFF	668.25	\$35,734,196	\$53,474
SUPPORT STAFF			
ATHLETIC TRAINER	3.59	\$197,091	\$54,963
BUSINESS SERVICES PROFESSIONAL	6	\$394,931	\$65,822
COMMUNICATIONS PROFESSIONAL	1	\$89,702	\$89,702
COUNSELOR	30	\$1,978,201	\$65,939
EDUCATIONAL DIAGNOSTICIAN	7	\$440,735	\$62,962
FOOD SERVICE PROFESSIONAL	3	\$212,932	\$70,977
INSTRUCT MATERIALS COORDINATOR	1	\$47,520	\$47,520
LEA/CMP INFO TECH PROFESSIONAL	7	\$510,342	\$72,906
LIBRARIAN	13	\$829,161	\$63,782
MAINTENANCE	5	\$403,989	\$80,798
OCCUPATIONAL THERAPIST	2	\$157,385	\$78,693
OTHR LEA EXEMPT PROFESSIONAL AUX	5	\$289,986	\$57,997
PHYSICAL THERAPIST	1	\$81,242	\$81,242
SCHOOL NURSE	14	\$731,184	\$52,227
SECURITY	4	\$188,269	\$47,067
SOCIAL WORKER	1	\$17,060	\$17,060
SPEECH THRPT/SPEECH-LANG PATH	7	\$481,612	\$68,802
TEACHER FACILITATOR	37.05	\$2,288,894	\$61,786
TRANSPORTATION	2	\$137,509	\$68,755
TOTAL SUPPORT STAFF	149.63	\$9,477,745	\$63,340
ADMINISTRATIVE STAFF			
ASSISTANT PRINCIPAL	28.11	\$1,990,460	\$70,806
ASST/ASSOC/DEPUTY SUPERINTEND.	2	\$258,210	\$129,105
ATHLETIC DIRECTOR	1	\$103,844	\$103,844
BUSINESS MANAGER	2	\$184,884	\$92,442
DIR -PERSONNEL/HUMAN RESOURCES	1	\$106,752	\$106,752
DIST INSTR PGM DIR OR EXC DIR	7	\$658,237	\$94,034
PRINCIPAL	14	\$1,298,939	\$92,781
SUPERINTENDENT/CAO/CEO/PRESNT	1	\$200,420	\$200,420
TOTAL ADMINISTRATIVE STAFF	56.11	\$4,801,746	\$85,575
TOTAL PROFESSIONAL STAFF	874	\$50,013,687	\$57,224
PARAPROFESSIONAL STAFF			
EDUCATIONAL AIDE	122	\$2,531,540	\$20,750
TOTAL PARAPROFESSIONAL STAFF	122	\$2,531,540	\$20,750
AUXILIARY STAFF			
BUSINESS/FINANCE CLERICAL	18	\$646,050	\$35,892
CAMPUS OFFICE/CLERICAL	88	\$2,465,874	\$28,021
CENTRAL OFFICE/CLERICAL	19	\$719,488	\$37,868
CHILD NUTRITION	17.44	\$509,900	\$29,231
CUSTODIAL	92	\$2,215,086	\$24,077
ELECTRICIAN	6	\$238,480	\$39,747
HUMAN RESOURCES (CRT-HR SPECIA	2	\$71,549	\$35,775
HVAC	9	\$308,893	\$34,321
INFORMATION TECHNOLOGY TECHNIC	7	\$324,364	\$46,338
MAINTENANCE	40	\$1,227,022	\$30,676
PLUMBER	4	\$165,783	\$41,446
SAFETY/SECURITY	57.56	\$1,258,615	\$21,866
TRANSPORTATION	99.19	\$2,176,714	\$21,945
WAREHOUSE	4	\$121,480	\$30,370
TOTAL AUXILIARY STAFF	463.2	\$12,449,298	\$26,877
TOTAL PERSONNEL	1,459.19	\$64,994,525	\$44,541

2017-2018 Staff Salaries and FTE Counts -- Excluding ESC Staff

Totals by District for District: DEL VALLE ISD

Region: 13 County: TRAVIS COUNTY District: DEL VALLE ISD (227910) Charter
Status: TRADITIONAL ISD/CSD

Staff	FTE Count	Total Base Pay	Average Base Pay
TEACHING STAFF			
PRE-KINDERGARTEN	16.3	\$849,323	\$52,097
KINDERGARTEN	42.55	\$2,156,017	\$50,665
KINDERGARTEN/ELEMENTARY (K-6)	12.92	\$672,093	\$52,006
ELEMENTARY (GRADES 1-6)	57.24	\$3,014,064	\$52,659
MIDDLE SCHOOL (GRADES 6 - 8)	20.89	\$1,065,359	\$51,008
SECONDARY (GRADES 7-12)	0.66	\$43,285	\$66,084
ALL GRADE LEVELS	21.54	\$1,084,414	\$50,344
GRADE 1	43.56	\$2,229,994	\$51,191
GRADE 2	47.38	\$2,419,510	\$51,070
GRADE 3	49.44	\$2,488,424	\$50,336
GRADE 4	55.57	\$2,753,576	\$49,556
GRADE 5	47.87	\$2,426,068	\$50,682
GRADE 6	38.77	\$1,991,620	\$51,372
GRADE 7	37.81	\$1,849,592	\$48,917
GRADE 8	37.4	\$1,879,413	\$50,255
GRADES 9-12	279.95	\$14,552,220	\$51,981
TOTAL TEACHING STAFF	809.84	\$41,474,972	\$51,214
SUPPORT STAFF			
ATHLETIC TRAINER	1	\$74,269	\$74,269
BUSINESS SERVICES PROFESSIONAL	8	\$416,896	\$52,112
COMMUNICATIONS PROFESSIONAL	2	\$139,017	\$69,509
COUNSELOR	21.79	\$1,304,784	\$59,873
EDUCATIONAL DIAGNOSTICIAN	8	\$539,779	\$67,472
FOOD SERVICE PROFESSIONAL	1	\$22,893	\$22,893
INSTRUCT MATERIALS COORDINATOR	1	\$91,813	\$91,813
LEA/CMP INFO TECH PROFESSIONAL	15	\$964,698	\$64,313
LIBRARIAN	10.99	\$629,407	\$57,281
LSP/PSYCHOLOGIST	7	\$437,989	\$62,570
MAINTENANCE	4	\$345,859	\$86,465
OTH CAMP EXEMPT PROFESSIONAL AUX	26.99	\$1,340,116	\$49,651
OTHR LEA EXEMPT PROFESSIONAL AUX	35.85	\$2,605,697	\$72,683
SCHOOL NURSE	4	\$218,590	\$54,648
SECURITY	3	\$89,435	\$29,812
SOCIAL WORKER	3	\$177,751	\$59,250
SPEECH THRPT/SPEECH-LANG PATH	13	\$809,551	\$62,273
TEACHER FACILITATOR	9.24	\$477,264	\$51,676
TRANSPORTATION	2	\$177,585	\$88,793
TRUANT OFF/VISIT TEACHER	5	\$321,314	\$64,263
TOTAL SUPPORT STAFF	181.86	\$11,184,707	\$61,503
ADMINISTRATIVE STAFF			
ASSISTANT PRINCIPAL	32	\$2,215,601	\$69,238
ASST/ASSOC/DEPUTY SUPERINTEND.	2	\$272,910	\$136,455
ATHLETIC DIRECTOR	1	\$105,684	\$105,684
DIST INSTR PGM DIR OR EXC DIR	1	\$87,543	\$87,543
PRINCIPAL	12.08	\$1,098,726	\$90,947
REGISTRAR	3	\$105,201	\$35,067
SUPERINTENDENT/CAO/CEO/PRESNT	1	\$221,676	\$221,676
TOTAL ADMINISTRATIVE STAFF	52.08	\$4,107,341	\$78,864
TOTAL PROFESSIONAL STAFF	1,043.77	\$56,767,020	\$54,386
PARAPROFESSIONAL STAFF			
EDUCATIONAL AIDE	153.72	\$3,450,004	\$22,443
TOTAL PARAPROFESSIONAL STAFF	153.72	\$3,450,004	\$22,443
AUXILIARY STAFF			
BUSINESS/FINANCE CLERICAL	4	\$158,050	\$39,513
CAMPUS OFFICE/CLERICAL	60.11	\$1,653,532	\$27,510
CENTRAL OFFICE/CLERICAL	13	\$485,752	\$37,366
CHILD NUTRITION	100.56	\$1,883,209	\$18,727
CUSTODIAL	69.37	\$2,904,674	\$41,873
ELECTRICIAN	1	\$45,719	\$45,719
HUMAN RESOURCES (CRT-HR SPECIA	4	\$141,361	\$35,340
HVAC	2	\$151,077	\$75,539
MAINTENANCE	28.79	\$1,283,074	\$44,573
OTHR NON-EXEMPT AUX INC VOLUNT	35.55	\$787,295	\$22,149
PAINTER	1	\$68,629	\$68,629
PLUMBER	1	\$94,106	\$94,106
SAFETY/SECURITY	5	\$142,809	\$28,562
TRANSPORTATION	121.85	\$2,678,882	\$21,984
WAREHOUSE	1	\$93,618	\$93,618
TOTAL AUXILIARY STAFF	448.22	\$12,571,787	\$28,048
TOTAL PERSONNEL	1,645.72	\$72,788,811	\$44,229

2017-2018 Staff Salaries and FTE Counts -- Excluding ESC Staff

Totals by District for District: 015905

Region: 20 County: BEXAR COUNTY District: EDGEWOOD ISD (015905) Charter
Status: TRADITIONAL ISD/CSD

Staff	FTE Count	Total Base Pay	Average Base Pay
TEACHING STAFF			
PRE-KINDERGARTEN	54.49	\$2,974,557	\$54,586
KINDERGARTEN	40.71	\$2,220,879	\$54,558
KINDERGARTEN/ELEMENTARY (K-6)	0.16	\$8,634	\$53,594
ELEMENTARY (GRADES 1-6)	11.57	\$660,091	\$57,057
MIDDLE SCHOOL (GRADES 6 - 8)	19.72	\$1,074,526	\$54,492
ALL GRADE LEVELS	44.95	\$2,537,044	\$56,438
GRADE 1	49.87	\$2,841,006	\$56,974
GRADE 2	48.61	\$2,637,396	\$54,252
GRADE 3	55.18	\$3,049,945	\$55,274
GRADE 4	52.55	\$2,884,787	\$54,895
GRADE 5	43.47	\$2,435,532	\$56,032
GRADE 6	29.36	\$1,594,769	\$54,318
GRADE 7	25.06	\$1,373,672	\$54,825
GRADE 8	24.21	\$1,316,685	\$54,389
GRADES 9-12	154.99	\$8,541,175	\$55,107
TOTAL TEACHING STAFF	654.89	\$36,150,698	\$55,201
SUPPORT STAFF			
ATHLETIC TRAINER	3	\$179,876	\$59,959
ATHLETICS - OTHR THAN ATHL DIR	3.18	\$201,315	\$63,336
AUDIOLOGIST	1	\$56,460	\$56,460
BUSINESS SERVICES PROFESSIONAL	11	\$788,136	\$71,649
COMMUNICATIONS PROFESSIONAL	2.82	\$204,929	\$72,716
COUNSELOR	24.15	\$1,580,226	\$65,440
FOOD SERVICE PROFESSIONAL	3	\$207,486	\$69,162
LEA/CMP INFO TECH PROFESSIONAL	9	\$639,079	\$71,009
LIBRARIAN	11.34	\$684,284	\$60,361
LSSP/PSYCHOLOGIST	13	\$844,403	\$64,954
MAINTENANCE	3	\$242,719	\$80,906
OCCUPATIONAL THERAPIST	2	\$133,979	\$66,990
OTH CAMP EXEMPT PROFESSIONAL AUX	76.83	\$4,646,622	\$60,482
OTHR LEA EXEMPT PROFESSIONAL AUX	29.9	\$2,160,687	\$72,268
RESEARCH/EVALUATN PROFESSIONAL	3	\$224,674	\$74,891
SCHOOL NURSE	15.87	\$865,487	\$54,531
SOCIAL WORKER	16	\$833,410	\$52,088
SPEECH THRPT/SPEECH-LANG PATH	13	\$784,904	\$60,378
TRANSPORTATION	1	\$91,370	\$91,370
TRUANT OFF/VISIT TEACHER	1	\$68,414	\$68,414
TOTAL SUPPORT STAFF	243.08	\$15,438,460	\$63,513
ADMINISTRATIVE STAFF			
ASSISTANT PRINCIPAL	27	\$1,807,447	\$66,942
ASST/ASSOC/DEPUTY SUPERINTEND.	1	\$130,323	\$130,323
ATHLETIC DIRECTOR	1	\$105,289	\$105,289
BUSINESS MANAGER	1	\$129,661	\$129,661
DIR - PERSONNEL/HUMAN RESOURCES	1	\$115,619	\$115,619
DIST INSTR PGM DIR OR EXC DIR	11.45	\$1,200,969	\$104,895
PRINCIPAL	18	\$1,564,532	\$86,918
REGISTRAR	2	\$83,007	\$41,504
SUPERINTENDENT/CAO/CEO/PRESNT	1	\$205,000	\$205,000
TOTAL ADMINISTRATIVE STAFF	63.45	\$5,341,847	\$84,191
TOTAL PROFESSIONAL STAFF			
	961.42	\$56,931,005	\$59,215
PARAPROFESSIONAL STAFF			
EDUCATIONAL AIDE	160.51	\$3,182,776	\$19,829
TOTAL PARAPROFESSIONAL STAFF	160.51	\$3,182,776	\$19,829
AUXILIARY STAFF			
BUSINESS/FINANCE CLERICAL	16.91	\$563,885	\$33,348
CAMPUS OFFICE/CLERICAL	58.56	\$1,518,582	\$25,934
CAMPUS TECHNOLOGY SPECIALIST	0.98	\$18,680	\$19,088
CENTRAL OFFICE/CLERICAL	28.04	\$886,792	\$31,629
CHILD NUTRITION	103.14	\$1,946,331	\$18,870
CUSTODIAL	81	\$1,724,711	\$21,293
ELECTRICIAN	5	\$234,900	\$46,980
HUMAN RESOURCES (CRT-HR SPECIA	4.39	\$185,059	\$42,203
HVAC	6	\$299,898	\$49,983
INFORMATION TECHNOLOGY TECHNIC	11	\$508,144	\$46,195
MAINTENANCE	30.28	\$1,036,336	\$34,221
OTHR NON-EXEMPT AUX INC VOLUNT	27.33	\$614,789	\$22,499
PAINTER	4	\$131,713	\$32,928
PLUMBER	5	\$228,945	\$45,789
SAFETY/SECURITY	36.83	\$1,496,761	\$40,641
TRANSPORTATION	31.07	\$720,362	\$23,186
WAREHOUSE	8	\$243,596	\$30,450
TOTAL AUXILIARY STAFF	457.51	\$12,359,484	\$27,014
TOTAL PERSONNEL	1,579.45	\$72,473,265	\$45,885

**2017-2018 Staff Salaries and FTE Counts --
Excluding ESC Staff**

Totals by District for District: GALVESTON ISD

**Region: 04 County: GALVESTON COUNTY District: GALVESTON
ISD (084902) Charter Status: TRADITIONAL ISD/CSD**

Staff	FTE Count	Total Base Pay	Average Base Pay
TEACHING STAFF			
PRE-KINDERGARTEN	25.45	\$1,312,137	\$51,554
KINDERGARTEN	27.97	\$1,471,672	\$52,607
KINDERGARTEN/ELEMENTARY (K-6)	4.02	\$232,275	\$57,826
ELEMENTARY (GRADES 1-6)	7.68	\$419,875	\$54,676
MIDDLE SCHOOL (GRADES 6 - 8)	7.67	\$400,794	\$52,268
ALL GRADE LEVELS	9.36	\$484,463	\$51,780
GRADE 1	23.55	\$1,217,637	\$51,696
GRADE 2	28.14	\$1,441,068	\$51,211
GRADE 3	26.3	\$1,357,746	\$51,625
GRADE 4	41.2	\$2,143,759	\$52,034
GRADE 5	26.53	\$1,338,428	\$50,459
GRADE 6	27.71	\$1,453,276	\$52,439
GRADE 7	23.32	\$1,196,931	\$51,328
GRADE 8	17.06	\$881,462	\$51,676
GRADES 9-12	148.57	\$8,023,161	\$54,002
TOTAL TEACHING STAFF	444.53	\$23,374,684	\$52,584
SUPPORT STAFF			
ATHLETIC TRAINER	2	\$132,358	\$66,179
ATHLETICS - OTHER THAN ATHL DIR	3	\$188,619	\$62,873
BUSINESS SERVICES PROFESSIONAL	3	\$161,840	\$53,947
COMMUNICATIONS PROFESSIONAL	1	\$69,500	\$69,500
CORRECTIVE THERAPIST	1	\$66,650	\$66,650
COUNSELOR	15.65	\$952,467	\$60,842
DEPARTMENT HEAD	2.49	\$131,891	\$52,951
EDUCATIONAL DIAGNOSTICIAN	4	\$255,113	\$63,781
FOOD SERVICE PROFESSIONAL	3	\$213,474	\$71,158
LEA/CMP INFO TECH PROFESSIONAL	6	\$429,260	\$71,543
LIBRARIAN	3.98	\$237,239	\$59,608
LSSP/PSYCHOLOGIST	6	\$358,286	\$59,715
MAINTENANCE	1	\$81,159	\$81,159
OCCUPATIONAL THERAPIST	2	\$123,201	\$61,594
ORIENTATN/MOBILITY SPEC (COMS)	1	\$54,358	\$54,358
OTH CAMP EXEMPT PROFESSIONAL AUX	21.49	\$1,254,932	\$58,404
OTH LEA EXEMPT PROFESSIONAL AUX	16.35	\$1,253,883	\$76,676
PHYSICAL THERAPIST	1	\$74,423	\$74,416
PSYCHOLOGICAL ASSOCIATE	2	\$110,308	\$55,154
RESEARCH/EVALUATN PROFESSIONAL	1	\$43,071	\$43,071
SCHOOL NURSE	8.41	\$496,146	\$58,993
SECURITY	2	\$140,561	\$70,281
SOCIAL WORKER	2	\$113,169	\$56,579
SPEECH THRPT/SPEECH-LANG PATH	6	\$357,426	\$59,571
TEACHER FACILITATOR	3	\$163,934	\$54,645
TRANSPORTATION	2	\$174,262	\$87,131
TRUANT OFF/VISIT TEACHER	1	\$83,612	\$83,612
TOTAL SUPPORT STAFF	121.38	\$7,721,142	\$63,613
ADMINISTRATIVE STAFF			
ASSISTANT PRINCIPAL	12.05	\$848,655	\$70,442
ASST/ASSOC/DEPUTY SUPERINTEND.	1	\$141,543	\$141,543
ATHLETIC DIRECTOR	1	\$111,458	\$111,458
BUSINESS MANAGER	1	\$108,859	\$108,859
DIR -PERSONNEL/HUMAN RESOURCES	1	\$140,642	\$140,642
DIST INSTR PGM DIR OR EXC DIR	2.87	\$240,057	\$83,673
PRINCIPAL	11.5	\$1,080,983	\$93,999
SUPERINTENDENT/CAO/CEO/PRESNT	1	\$219,346	\$219,346
TOTAL ADMINISTRATIVE STAFF	31.42	\$2,891,543	\$92,039
TOTAL PROFESSIONAL STAFF	597.32	\$33,987,369	\$56,900
PARAPROFESSIONAL STAFF			
EDUCATIONAL AIDE	76.92	\$1,393,558	\$18,117
TOTAL PARAPROFESSIONAL STAFF	76.92	\$1,393,558	\$18,117
AUXILIARY STAFF			
CAMPUS OFFICE/CLERICAL	52.37	\$1,275,336	\$24,353
CAMPUS TECHNOLOGY SPECIALIST	10	\$541,679	\$54,168
CENTRAL OFFICE/CLERICAL	28.34	\$980,448	\$34,599
CHILD NUTRITION	62.32	\$1,112,532	\$17,852
CUSTODIAL	65.31	\$1,313,006	\$20,103
MAINTENANCE	28	\$1,013,645	\$36,202
OTHER NON-EXEMPT AUX INC VOLUNT	12.96	\$328,325	\$25,329
SAFETY/SECURITY	18.46	\$341,802	\$18,514
TRANSPORTATION	48.71	\$1,253,578	\$25,735
TOTAL AUXILIARY STAFF	326.48	\$8,160,351	\$24,995
TOTAL PERSONNEL	1,000.72	\$43,541,278	\$43,510

2017-2018 Staff Salaries and FTE Counts -- Excluding ESC Staff

Totals by District for District: LONGVIEW ISD

Region: 07 County: GREGG COUNTY District: LONGVIEW
ISD (092903) Charter Status: TRADITIONAL ISD/CSD

Staff	FTE Count	Total Base Pay	Average Base Pay
TEACHING STAFF			
EARLY EDUCATION	15	\$663,122	\$44,208
PRE-KINDERGARTEN	21.27	\$938,425	\$44,112
KINDERGARTEN	25.77	\$1,153,316	\$44,748
ELEMENTARY (GRADES 1-6)	7.87	\$377,951	\$48,045
MIDDLE SCHOOL (GRADES 6 - 8)	22.52	\$1,124,733	\$49,939
ALL GRADE LEVELS	45.01	\$2,208,537	\$49,070
GRADE 1	37.42	\$1,715,621	\$45,846
GRADE 2	40.28	\$1,865,996	\$46,325
GRADE 3	37.44	\$1,754,819	\$46,868
GRADE 4	37.25	\$1,719,562	\$46,163
GRADE 5	32.65	\$1,497,978	\$45,886
GRADE 6	39.39	\$1,825,828	\$46,356
GRADE 7	35.93	\$1,676,363	\$46,653
GRADE 8	34.8	\$1,611,049	\$46,290
GRADES 9-12	146.49	\$7,016,925	\$47,902
TOTAL TEACHING STAFF	579.09	\$27,150,225	\$46,884
SUPPORT STAFF			
ATHLETIC TRAINER	3	\$113,936	\$37,979
BUSINESS SERVICES PROFESSIONAL	4	\$177,948	\$44,487
COMMUNICATIONS PROFESSIONAL	2	\$113,597	\$56,799
COUNSELOR	16.5	\$1,045,539	\$63,366
EDUCATIONAL DIAGNOSTICIAN	6	\$354,708	\$59,118
FOOD SERVICE PROFESSIONAL	2	\$130,211	\$65,106
LEA/CMP INFO TECH PROFESSIONAL	11	\$633,460	\$57,588
LIBRARIAN	1.11	\$58,342	\$52,565
MAINTENANCE	1.5	\$106,965	\$71,310
OCCUPATIONAL THERAPIST	3	\$156,359	\$52,120
OTH CAMP EXEMPT PROFESSIONAL AUX	9.41	\$621,314	\$66,052
OTHR LEA EXEMPT PROFESSIONAL AUX	2.88	\$201,877	\$70,169
RESEARCH/EVALUATN PROFESSIONAL	1	\$54,216	\$54,216
SCHOOL NURSE	14	\$500,546	\$35,753
SPEECH THRPT/SPEECH-LANG PATH	9.48	\$412,839	\$43,528
TEACHER FACILITATOR	19.24	\$1,028,570	\$53,457
TRANSPORTATION	0.5	\$47,616	\$95,232
TRUANT OFF/VISIT TEACHER	1.59	\$94,853	\$59,637
WORK-BASED LEARNING SITE COOR	0.77	\$31,906	\$41,479
TOTAL SUPPORT STAFF	108.98	\$5,884,802	\$54,000
ADMINISTRATIVE STAFF			
ASSISTANT PRINCIPAL	10.96	\$729,849	\$66,577
ASST/ASSOC/DEPUTY SUPERINTEND.	3.75	\$469,297	\$125,016
ATHLETIC DIRECTOR	0.49	\$37,388	\$76,978
BUSINESS MANAGER	1	\$70,741	\$70,741
DIR -PERSONNEL/HUMAN RESOURCES	1	\$103,496	\$103,496
DIST INSTR PGM DIR OR EXC DIR	15	\$1,242,933	\$82,862
PRINCIPAL	11.18	\$1,022,771	\$91,467
REGISTRAR	0.5	\$35,538	\$71,076
SUPERINTENDENT/CAO/CEO/PRESNT	1	\$124,014	\$124,014
TOTAL ADMINISTRATIVE STAFF	44.88	\$3,836,027	\$85,466
TOTAL PROFESSIONAL STAFF	732.96	\$36,871,054	\$50,305
PARAPROFESSIONAL STAFF			
CERTIFIED INTERPRETER	6	\$143,483	\$23,914
EDUCATIONAL AIDE	161.25	\$3,258,354	\$20,207
TOTAL PARAPROFESSIONAL STAFF	167.25	\$3,401,837	\$20,340
AUXILIARY STAFF			
BUSINESS/FINANCE CLERICAL	6	\$214,280	\$35,713
CAMPUS OFFICE/CLERICAL	54.44	\$1,285,454	\$23,611
CENTRAL OFFICE/CLERICAL	16.63	\$541,388	\$32,555
CHILD NUTRITION	69	\$1,287,985	\$18,666
CUSTODIAL	12.5	\$376,207	\$30,097
HUMAN RESOURCES (CRT-HR SPECIA	6	\$159,280	\$26,547
INFORMATION TECHNOLOGY TECHNIC	5.74	\$214,311	\$37,315
MAINTENANCE	29.98	\$970,094	\$32,360
SAFETY/SECURITY	2	\$41,353	\$20,677
TRANSPORTATION	51.09	\$1,000,372	\$19,579
TOTAL AUXILIARY STAFF	253.39	\$6,090,724	\$24,037
TOTAL PERSONNEL	1,153.60	\$46,363,615	\$40,191

**2017-2018 Staff Salaries and FTE Counts --
Excluding ESC Staff**

Totals by District for District: LOS FRESNOS CISD

**Region: 01 County: CAMERON COUNTY District: LOS FRESNOS
CISD (031906) Charter Status: TRADITIONAL ISD/CSD**

Staff	FTE Count	Total Base Pay	Average Base Pay
TEACHING STAFF			
PRE-KINDERGARTEN	17	\$894,996	\$52,647
KINDERGARTEN	38.21	\$1,942,497	\$50,832
ELEMENTARY (GRADES 1-6)	4.4	\$238,498	\$54,183
MIDDLE SCHOOL (GRADES 6 - 8)	18.65	\$967,666	\$51,873
ALL GRADE LEVELS	52.8	\$2,794,935	\$52,929
NOT APPLICABLE	1.22	\$60,222	\$49,326
GRADE 1	41.21	\$2,117,057	\$51,378
GRADE 2	40.92	\$2,037,939	\$49,800
GRADE 3	43.22	\$2,155,633	\$49,877
GRADE 4	47.49	\$2,327,503	\$49,007
GRADE 5	37.42	\$1,908,027	\$50,987
GRADE 6	39.96	\$2,004,091	\$50,146
GRADE 7	37.11	\$1,888,376	\$50,891
GRADE 8	37.52	\$1,888,331	\$50,333
GRADES 9-12	217.77	\$11,116,855	\$51,050
TOTAL TEACHING STAFF	674.91	\$34,342,626	\$50,885
SUPPORT STAFF			
ATHLETIC TRAINER	4	\$206,703	\$51,676
AUDILOGIST	0.89	\$50,165	\$56,652
BUSINESS SERVICES PROFESSIONAL	7.55	\$521,964	\$69,176
COMMUNICATIONS PROFESSIONAL	1	\$88,411	\$88,411
COUNSELOR	29	\$1,747,747	\$60,267
DEPARTMENT HEAD	4.72	\$261,362	\$55,367
EDUCATIONAL DIAGNOSTICIAN	9	\$549,962	\$61,107
FOOD SERVICE PROFESSIONAL	2	\$172,000	\$86,000
INSTRUCT MATERIALS COORDINATOR	1	\$95,118	\$95,118
LEA/CMP INFO TECH PROFESSIONAL	5	\$343,806	\$68,761
LIBRARIAN	14	\$810,285	\$57,878
LSSP/PSYCHOLOGIST	1	\$42,780	\$42,780
MAINTENANCE	2	\$167,245	\$83,623
OTH CAMP EXEMPT PROFESSIONAL AUX	15	\$1,027,987	\$68,532
OTHR LEA EXEMPT PROFESSIONAL AUX	5	\$331,131	\$66,226
PHYSICAL THERAPIST	1	\$48,930	\$48,930
RESEARCH/EVALUATN PROFESSIONAL	1	\$87,766	\$87,766
SCHOOL NURSE	18	\$796,372	\$44,243
SECURITY	1	\$74,693	\$74,693
SPEECH THRPT/SPEECH-LANG PATH	6	\$332,423	\$55,405
TEACHER FACILITATOR	11	\$606,771	\$55,161
TRANSPORTATION	2	\$155,038	\$77,519
TRUANT OFF/VISIT TEACHER	1	\$66,759	\$66,759
TOTAL SUPPORT STAFF	142.15	\$8,585,418	\$60,396
ADMINISTRATIVE STAFF			
ASSISTANT PRINCIPAL	18	\$1,292,236	\$71,791
ASST/ASSOC/DEPUTY SUPERINTEND.	3	\$314,366	\$104,789
ATHLETIC DIRECTOR	1	\$86,624	\$86,624
BUSINESS MANAGER	1	\$111,828	\$111,828
DIR -PERSONNEL/HUMAN RESOURCES	1	\$89,738	\$89,738
DIST INSTR PGM DIR OR EXC DIR	7	\$629,417	\$89,917
PRINCIPAL	14	\$1,177,472	\$84,105
REGISTRAR	1	\$79,068	\$79,068
SUPERINTENDENT/CAO/CEO/PRESNT	1	\$227,491	\$227,491
TOTAL ADMINISTRATIVE STAFF	47	\$4,008,240	\$85,282
TOTAL PROFESSIONAL STAFF	864.06	\$46,936,284	\$54,320
PARAPROFESSIONAL STAFF			
EDUCATIONAL AIDE	194.12	\$3,437,541	\$17,708
TOTAL PARAPROFESSIONAL STAFF	194.12	\$3,437,541	\$17,708
AUXILIARY STAFF			
CAMPUS OFFICE/CLERICAL	112.14	\$2,249,665	\$20,061
CENTRAL OFFICE/CLERICAL	65.65	\$1,775,324	\$27,043
CHILD NUTRITION	79.9	\$1,338,968	\$16,759
CUSTODIAL	86.94	\$1,485,491	\$17,086
HUMAN RESOURCES (CRT-HR SPECIA	1.55	\$59,911	\$38,765
INFORMATION TECHNOLOGY TECHNIC	11	\$435,351	\$39,577
MAINTENANCE	48	\$1,262,102	\$26,294
SAFETY/SECURITY	24.68	\$509,143	\$20,631
TRANSPORTATION	85.26	\$1,983,980	\$23,270
TOTAL AUXILIARY STAFF	515.11	\$11,099,935	\$21,548
TOTAL PERSONNEL	1,573.30	\$61,473,760	\$39,073

2017-2018 Staff Salaries and FTE Counts -- Excluding ESC Staff

Totals by District for District: LUFKIN ISD

**Region: 07 County: ANGELINA COUNTY District: LUFKIN
ISD (003903) Charter Status: TRADITIONAL ISD/CSD**

Staff	FTE Count	Total Base Pay	Average Base Pay
TEACHING STAFF			
PRE-KINDERGARTEN	32	\$1,503,070	\$46,971
KINDERGARTEN	34.85	\$1,583,829	\$45,442
ELEMENTARY (GRADES 1-6)	25.64	\$1,209,503	\$47,170
MIDDLE SCHOOL (GRADES 6 - 8)	8.84	\$417,129	\$47,211
ALL GRADE LEVELS	23.86	\$1,177,914	\$49,363
GRADE 1	33.31	\$1,571,619	\$47,179
GRADE 2	38.13	\$1,812,448	\$47,529
GRADE 3	37.56	\$1,750,327	\$46,606
GRADE 4	38.14	\$1,760,294	\$46,158
GRADE 5	37.42	\$1,799,830	\$48,093
GRADE 6	33.72	\$1,623,254	\$48,146
GRADE 7	30.42	\$1,455,759	\$47,848
GRADE 8	29.17	\$1,330,140	\$45,595
GRADES 9-12	187.34	\$9,296,803	\$49,625
TOTAL TEACHING STAFF	590.41	\$28,291,919	\$47,919
SUPPORT STAFF			
BUSINESS SERVICES PROFESSIONAL	1	\$62,238	\$62,238
COMMUNICATIONS PROFESSIONAL	1	\$76,014	\$76,014
COUNSELOR	21.09	\$1,174,932	\$55,702
DEPARTMENT HEAD	1	\$67,319	\$67,319
EDUCATIONAL DIAGNOSTICIAN	9.9	\$596,083	\$60,188
FOOD SERVICE PROFESSIONAL	1	\$81,000	\$81,000
INSTRUCT MATERIALS COORDINATOR	2	\$127,870	\$63,935
LEA/CMP INFO TECH PROFESSIONAL	5	\$361,043	\$72,209
LIBRARIAN	5.89	\$320,827	\$54,443
LSSP/PSYCHOLOGIST	1	\$51,427	\$51,427
MAINTENANCE	1	\$84,460	\$84,460
OCCUPATIONAL THERAPIST	0.86	\$64,400	\$74,797
OTH CAMP EXEMPT PROFESSIONAL AUX	21.63	\$1,237,365	\$57,214
SCHOOL NURSE	6.88	\$726,878	\$105,697
SECURITY	1	\$79,688	\$79,688
SOCIAL WORKER	3	\$170,780	\$56,927
SPEECH THERPST/SPEECH-LANG PATH	6	\$343,355	\$57,227
TRANSPORTATION	2	\$137,997	\$68,999
WORK-BASED LEARNING SITE COOR	0.07	\$3,998	\$61,225
TOTAL SUPPORT STAFF	91.32	\$5,767,674	\$63,159
ADMINISTRATIVE STAFF			
ASSISTANT PRINCIPAL	23.66	\$1,575,280	\$66,578
ASST/ASSOC/DEPUTY SUPERINTEND.	2	\$240,062	\$120,031
ATHLETIC DIRECTOR	1.29	\$105,637	\$82,048
BUSINESS MANAGER	1	\$110,854	\$110,854
DIR -PERSONNEL/HUMAN RESOURCES	1	\$70,735	\$70,735
DIST INSTR PGM DIR OR EXC DIR	12.42	\$919,163	\$73,988
PRINCIPAL	14	\$1,137,199	\$81,229
SUPERINTENDENT/CAO/CEO/PRESNT	1	\$205,306	\$205,306
TOTAL ADMINISTRATIVE STAFF	56.37	\$4,364,236	\$77,419
TOTAL PROFESSIONAL STAFF			
	738.1	\$38,423,829	\$52,058
PARAPROFESSIONAL STAFF			
CERTIFIED INTERPRETER	2	\$58,504	\$29,252
EDUCATIONAL AIDE	160.43	\$2,671,147	\$16,649
TOTAL PARAPROFESSIONAL STAFF	162.43	\$2,729,651	\$16,805
AUXILIARY STAFF			
CAMPUS OFFICE/CLERICAL	53.87	\$1,277,354	\$23,713
CENTRAL OFFICE/CLERICAL	23	\$835,741	\$36,337
CHILD NUTRITION	88.06	\$1,322,096	\$15,014
CUSTODIAL	86	\$1,867,956	\$21,720
INFORMATION TECHNOLOGY TECHNIC	5	\$130,999	\$26,200
MAINTENANCE	17	\$639,800	\$37,635
OTHR NON-EXEMPT AUX INC VOLUNT	29.48	\$813,074	\$27,584
SAFETY/SECURITY	17.86	\$448,315	\$25,100
TRANSPORTATION	50.37	\$897,800	\$17,824
WAREHOUSE	3	\$90,160	\$30,053
TOTAL AUXILIARY STAFF	373.63	\$8,323,295	\$22,277
TOTAL PERSONNEL	1,274.16	\$49,476,775	\$38,831

2017-2018 Staff Salaries and FTE Counts -- Excluding ESC Staff

Totals by District for District: PORT ARTHUR ISD

Region: 05 County: JEFFERSON COUNTY District: PORT ARTHUR
ISD (123907) Charter Status: TRADITIONAL ISD/CSD

Staff	FTE Count	Total Base Pay	Average Base Pay
TEACHING STAFF			
EARLY EDUCATION	4	\$182,220	\$45,555
PRE-KINDERGARTEN	36	\$1,819,174	\$50,533
KINDERGARTEN	34.43	\$1,732,676	\$50,329
ELEMENTARY (GRADES 1-6)	5.67	\$271,724	\$47,949
MIDDLE SCHOOL (GRADES 6 - 8)	17.39	\$868,597	\$49,957
ALL GRADE LEVELS	54.06	\$2,861,038	\$52,919
GRADE 1	34.78	\$1,732,575	\$49,817
GRADE 2	40.51	\$2,068,449	\$51,054
GRADE 3	41.6	\$2,049,588	\$49,266
GRADE 4	33.56	\$1,657,804	\$49,400
GRADE 5	36.95	\$1,861,031	\$50,360
GRADE 6	22.48	\$1,115,027	\$49,593
GRADE 7	16.28	\$835,043	\$51,302
GRADE 8	25.27	\$1,263,040	\$49,981
GRADES 9-12	144.33	\$7,278,775	\$50,433
TOTAL TEACHING STAFF	547.31	\$27,596,761	\$50,422
SUPPORT STAFF			
ATHLETIC TRAINER	2	\$95,982	\$47,991
ATHLETICS - OTHR THAN ATHL DIR	1	\$83,881	\$83,881
BUSINESS SERVICES PROFESSIONAL	6	\$387,674	\$64,612
COMMUNICATIONS PROFESSIONAL	1	\$72,379	\$72,379
CORRECTIVE THERAPIST	1	\$65,745	\$65,745
COUNSELOR	25.3	\$1,525,868	\$60,317
CUSTODIAL	1	\$66,530	\$66,530
EDUCATIONAL DIAGNOSTICIAN	8	\$459,327	\$57,417
FOOD SERVICE PROFESSIONAL	1	\$84,056	\$84,056
LEA/CMP INFO TECH PROFESSIONAL	8	\$554,643	\$69,330
LIBRARIAN	8	\$461,086	\$57,636
MAINTENANCE	2	\$147,053	\$73,527
OTH CAMP EXEMPT PROFESSIONAL AUX	15	\$821,014	\$54,734
OTHR LEA EXEMPT PROFESSIONAL AUX	2	\$135,989	\$67,995
RESEARCH/EVALUATN PROFESSIONAL	1	\$68,215	\$68,215
SCHOOL NURSE	16	\$832,162	\$52,010
SOCIAL WORKER	4	\$215,637	\$53,909
SPEECH THRPT/SPPEECH-LANG PATH	3.77	\$185,305	\$49,153
TEACHER FACILITATOR	0.94	\$53,106	\$56,755
TRANSPORTATION	2	\$143,398	\$71,699
TOTAL SUPPORT STAFF	109	\$6,459,050	\$59,256
ADMINISTRATIVE STAFF			
ASSISTANT PRINCIPAL	25	\$1,599,343	\$63,974
ASST/ASSOC/DEPUTY SUPERINTEND.	2	\$222,279	\$111,140
DIR -PERSONNEL/HUMAN RESOURCES	1	\$92,597	\$92,597
DIST INSTR PGM DIR OR EXC DIR	5	\$412,605	\$82,521
PRINCIPAL	14	\$1,139,040	\$81,360
SUPERINTENDENT/CAO/CEO/PRESNT	1	\$209,090	\$209,090
TEACHER SUPERVISOR	16	\$1,112,530	\$69,532
TOTAL ADMINISTRATIVE STAFF	64	\$4,787,484	\$74,804
TOTAL PROFESSIONAL STAFF	720.31	\$38,843,295	\$53,925
PARAPROFESSIONAL STAFF			
EDUCATIONAL AIDE	158.09	\$3,073,663	\$19,443
TOTAL PARAPROFESSIONAL STAFF	158.09	\$3,073,663	\$19,443
AUXILIARY STAFF			
CAMPUS OFFICE/CLERICAL	5	\$90,317	\$18,063
CENTRAL OFFICE/CLERICAL	101.92	\$3,100,124	\$30,417
CHILD NUTRITION	73.82	\$1,391,986	\$18,858
CUSTODIAL	74	\$1,656,674	\$22,387
INFORMATION TECHNOLOGY TECHNIC	9.95	\$462,255	\$46,474
MAINTENANCE	42	\$1,549,697	\$36,898
OTHR NON-EXEMPT AUX INC VOLUNT	16.71	\$239,845	\$14,356
SAFETY/SECURITY	12	\$404,464	\$33,705
TRANSPORTATION	45.31	\$965,709	\$21,312
TOTAL AUXILIARY STAFF	380.7	\$9,861,071	\$25,902
TOTAL PERSONNEL	1,259.11	\$51,778,029	\$41,123

**2017-2018 Staff Salaries and FTE Counts --
Excluding ESC Staff**

Totals by District for District: RIO GRANDE CITY CISD

**Region: 01 County: STARR COUNTY District: RIO GRANDE CITY
CISD (214901) Charter Status: TRADITIONAL ISD/CSD**

Staff	FTE Count	Total Base Pay	Average Base Pay
TEACHING STAFF			
PRE-KINDERGARTEN	28.78	\$1,420,044	\$49,333
KINDERGARTEN	38.81	\$2,002,979	\$51,604
KINDERGARTEN/ELEMENTARY (K-6)	15.07	\$780,453	\$51,798
ELEMENTARY (GRADES 1-6)	32.18	\$1,721,967	\$53,506
MIDDLE SCHOOL (GRADES 6 - 8)	32.22	\$1,678,408	\$52,093
ALL GRADE LEVELS	8.89	\$476,432	\$53,599
GRADE 1	48.01	\$2,440,154	\$50,825
GRADE 2	49.22	\$2,535,316	\$51,510
GRADE 3	42.16	\$2,149,828	\$50,987
GRADE 4	41.52	\$2,038,569	\$49,104
GRADE 5	42.74	\$2,203,912	\$51,562
GRADE 6	58.44	\$2,836,156	\$48,529
GRADE 7	46.16	\$2,254,848	\$48,852
GRADE 8	50.41	\$2,385,647	\$47,328
GRADES 9-12	252.45	\$12,472,180	\$49,404
TOTAL TEACHING STAFF	787.07	\$39,396,893	\$50,055
SUPPORT STAFF			
ATHLETIC TRAINER	3	\$167,767	\$55,922
ATHLETICS - OTHR THAN ATHL DIR	1	\$80,500	\$80,500
BUSINESS SERVICES PROFESSIONAL	4	\$253,965	\$63,491
COUNSELOR	33.78	\$2,233,098	\$66,116
EDUCATIONAL DIAGNOSTICIAN	12	\$864,163	\$72,014
FOOD SERVICE PROFESSIONAL	2	\$157,834	\$78,917
INSTRUCT MATERIALS COORDINATOR	7	\$464,845	\$66,406
LEA/CMP INFO TECH PROFESSIONAL	4	\$236,915	\$59,229
LIBRARIAN	15.97	\$893,348	\$55,946
OCCUPATIONAL THERAPIST	1	\$60,300	\$60,300
OTH CAMP EXEMPT PROFESSIONAL AUX	2.99	\$138,290	\$46,260
OTHR LEA EXEMPT PROFESSIONAL AUX	38.63	\$2,779,856	\$71,954
RESEARCH/EVALUATN PROFESSIONAL	1	\$90,563	\$90,563
SCHOOL NURSE	15.95	\$599,212	\$37,576
SECURITY	2	\$123,899	\$61,950
SOCIAL WORKER	1	\$68,618	\$68,618
SPEECH THRSP/ SPEECH-LANG PATH	8	\$488,928	\$61,116
TRUANT OFF/VISIT TEACHER	7	\$503,643	\$71,949
TOTAL SUPPORT STAFF	160.31	\$10,205,744	\$63,661
ADMINISTRATIVE STAFF			
ASSISTANT PRINCIPAL	30.79	\$1,913,133	\$62,125
ASST/ASSOC/DEPUTY SUPERINTEND.	3	\$338,078	\$112,693
BUSINESS MANAGER	1	\$116,210	\$116,210
DIST INSTR PGM DIR OR EXC DIR	4	\$366,232	\$91,558
PRINCIPAL	17	\$1,403,824	\$82,578
REGISTRAR	1	\$64,905	\$64,905
SUPERINTENDENT/CAO/CEO/PRESNT	1	\$203,448	\$203,448
TAX ASSESSOR AND/OR COLLECTOR	1	\$69,236	\$69,236
TOTAL ADMINISTRATIVE STAFF	58.79	\$4,475,066	\$76,113
TOTAL PROFESSIONAL STAFF	1,006.18	\$54,077,703	\$53,746
PARAPROFESSIONAL STAFF			
EDUCATIONAL AIDE	109.58	\$2,594,932	\$23,680
TOTAL PARAPROFESSIONAL STAFF	109.58	\$2,594,932	\$23,680
AUXILIARY STAFF			
BUSINESS/FINANCE CLERICAL	17.92	\$530,414	\$29,599
CAMPUS OFFICE/CLERICAL	183.74	\$3,929,028	\$21,383
CENTRAL OFFICE/CLERICAL	4	\$134,817	\$33,704
CHILD NUTRITION	115.14	\$1,797,442	\$15,610
CUSTODIAL	134.96	\$2,306,943	\$17,094
ELECTRICIAN	4	\$101,403	\$25,351
HVAC	5.33	\$134,963	\$25,314
INFORMATION TECHNOLOGY TECHNIC	18	\$589,420	\$32,746
MAINTENANCE	95.98	\$2,256,946	\$23,514
OTHR NON-EXEMPT AUX INC VOLUNT	93.27	\$1,842,262	\$19,752
PAINTER	10	\$225,045	\$22,505
PLUMBER	11	\$268,265	\$24,388
SAFETY/SECURITY	68.97	\$1,550,324	\$22,477
TRANSPORTATION	84.52	\$1,705,578	\$20,179
WAREHOUSE	6	\$142,445	\$23,741
TOTAL AUXILIARY STAFF	852.85	\$17,515,295	\$20,537
TOTAL PERSONNEL	1,968.61	\$74,187,930	\$37,686

**2017-2018 Staff Salaries and FTE Counts --
Excluding ESC Staff**

Totals by District for District: SAN FELIPE-DEL RIO

**Region: 15 County: VAL VERDE COUNTY District: SAN FELIPE-DEL RIO
CISD (233901) Charter Status: TRADITIONAL ISD/CSD**

Staff	FTE Count	Total Base Pay	Average Base Pay
TEACHING STAFF			
PRE-KINDERGARTEN	27.35	\$1,277,651	\$46,721
KINDERGARTEN	42.21	\$2,127,789	\$50,411
ELEMENTARY (GRADES 1-6)	14.68	\$806,989	\$54,987
MIDDLE SCHOOL (GRADES 6 - 8)	21.61	\$1,001,765	\$46,355
ALL GRADE LEVELS	34.49	\$1,803,653	\$52,288
GRADE 1	42.69	\$2,128,506	\$49,861
GRADE 2	42.84	\$2,065,533	\$48,213
GRADE 3	44.27	\$2,150,939	\$48,591
GRADE 4	47.45	\$2,199,532	\$46,358
GRADE 5	36.92	\$1,756,488	\$47,573
GRADE 6	42.81	\$2,084,464	\$48,692
GRADE 7	29.2	\$1,396,522	\$47,834
GRADE 8	27.19	\$1,175,973	\$43,244
GRADES 9-12	196.34	\$9,858,879	\$50,214
TOTAL TEACHING STAFF	650.04	\$31,834,683	\$48,974
SUPPORT STAFF			
ATHLETIC TRAINER	1.1	\$52,743	\$48,053
BUSINESS SERVICES PROFESSIONAL	3	\$188,606	\$62,869
COMMUNICATIONS PROFESSIONAL	3	\$232,825	\$77,608
CORRECTIVE THERAPIST	2	\$107,755	\$53,878
COUNSELOR	28	\$1,845,320	\$65,904
EDUCATIONAL DIAGNOSTICIAN	8.79	\$645,683	\$73,489
LEA/CMP INFO TECH PROFESSIONAL	5	\$398,978	\$79,796
LIBRARIAN	7	\$375,458	\$53,637
LSP/PSYCHOLOGIST	1	\$95,868	\$95,868
MAINTENANCE	0.97	\$62,056	\$63,758
OTH CAMP EXEMPT PROFESSIONAL AUX	2	\$144,203	\$72,102
OTHR LEA EXEMPT PROFESSIONAL AUX	12	\$945,129	\$78,761
PHYSICAL THERAPIST	1	\$50,670	\$50,670
RESEARCH/EVALUATN PROFESSIONAL	1	\$20,879	\$20,879
SCHOOL NURSE	9.52	\$531,972	\$55,888
SECURITY	1	\$84,230	\$84,230
SPEECH THRPT/SPEECH-LANG PATH	6	\$335,486	\$55,914
TEACHER FACILITATOR	17	\$932,004	\$54,824
TRANSPORTATION	2	\$132,687	\$66,344
TOTAL SUPPORT STAFF	111.38	\$7,182,552	\$64,489
ADMINISTRATIVE STAFF			
ASSISTANT PRINCIPAL	17	\$1,189,812	\$69,989
ATHLETIC DIRECTOR	1	\$94,217	\$94,217
BUSINESS MANAGER	1	\$108,475	\$108,475
DIR -PERSONNEL/HUMAN RESOURCES	1	\$108,475	\$108,475
DIST INSTR PGM DIR OR EXC DIR	5	\$513,381	\$102,676
PRINCIPAL	13	\$1,041,311	\$80,101
REGISTRAR	3.96	\$108,669	\$27,424
SUPERINTENDENT/CAO/CEO/PRESNNT	1	\$160,626	\$160,626
TEACHER SUPERVISOR	6	\$476,729	\$79,455
TOTAL ADMINISTRATIVE STAFF	48.96	\$3,801,695	\$77,645
TOTAL PROFESSIONAL STAFF	810.37	\$42,818,930	\$52,838
PARAPROFESSIONAL STAFF			
EDUCATIONAL AIDE	164.45	\$3,351,316	\$20,380
TOTAL PARAPROFESSIONAL STAFF	164.45	\$3,351,316	\$20,380
AUXILIARY STAFF			
BUSINESS/FINANCE CLERICAL	12	\$439,352	\$36,613
CAMPUS OFFICE/CLERICAL	74	\$1,800,543	\$24,332
CENTRAL OFFICE/CLERICAL	41	\$1,367,251	\$33,348
CHILD NUTRITION	87.69	\$1,413,669	\$16,121
CUSTODIAL	82	\$2,116,683	\$25,813
ELECTRICIAN	1	\$46,061	\$46,061
HUMAN RESOURCES (CRT-HR SPECIA	3	\$93,419	\$31,140
HVAC	4	\$201,576	\$50,394
INFORMATION TECHNOLOGY TECHNIC	13	\$503,674	\$38,744
MAINTENANCE	24	\$779,718	\$32,488
OTHR NON-EXEMPT AUX INC VOLUNT	21.84	\$531,782	\$24,344
PAINTER	1	\$32,740	\$32,740
PLUMBER	1	\$49,068	\$49,068
SAFETY/SECURITY	24.68	\$703,504	\$28,506
TRANSPORTATION	69.45	\$1,351,390	\$19,459
WAREHOUSE	14	\$444,890	\$31,778
TOTAL AUXILIARY STAFF	473.66	\$11,875,320	\$25,071
TOTAL PERSONNEL	1,448.48	\$58,045,566	\$40,073

2017-2018 Staff Salaries and FTE Counts --

Excluding ESC Staff

Totals by District for District: SOUTH SAN ANTONIO ISD

Region: 20 County: BEXAR COUNTY District: SOUTH SAN ANTONIO
ISD (015908) Charter Status: TRADITIONAL ISD/CSD

Staff	FTE Count	Total Base Pay	Average Base Pay
TEACHING STAFF			
PRE-KINDERGARTEN	26.85	\$1,634,348	\$60,863
KINDERGARTEN	30.45	\$1,776,391	\$58,330
ELEMENTARY (GRADES 1-6)	19.69	\$1,125,184	\$57,159
MIDDLE SCHOOL (GRADES 6 - 8)	19.97	\$1,130,244	\$56,589
ALL GRADE LEVELS	54.6	\$3,379,444	\$61,895
GRADE 1	32.69	\$1,771,994	\$54,206
GRADE 2	37.68	\$2,044,589	\$54,257
GRADE 3	39.31	\$2,208,939	\$56,197
GRADE 4	42.4	\$2,329,579	\$54,946
GRADE 5	35.08	\$1,940,382	\$55,314
GRADE 6	28.2	\$1,550,946	\$55,001
GRADE 7	21.27	\$1,166,040	\$54,812
GRADE 8	23.86	\$1,300,356	\$54,500
GRADES 9-12	142.42	\$7,995,344	\$56,141
TOTAL TEACHING STAFF	554.47	\$31,353,780	\$56,547
SUPPORT STAFF			
ATHLETIC TRAINER	2	\$111,095	\$55,548
BUSINESS SERVICES PROFESSIONAL	7	\$574,491	\$82,070
COMMUNICATIONS PROFESSIONAL	1	\$73,782	\$73,782
COUNSELOR	20	\$1,234,168	\$61,708
CUSTODIAL	1	\$67,206	\$67,206
INSTRUCT MATERIALS COORDINATOR	1	\$67,760	\$67,760
LEA/CMP INFO TECH PROFESSIONAL	5	\$329,928	\$65,986
LIBRARIAN	12	\$703,432	\$58,619
LSP/PSYCHOLOGIST	6	\$380,909	\$63,486
OTH CAMP EXEMPT PROFESSIONAL AUX	1	\$67,083	\$67,083
OTHR LEA EXEMPT PROFESSIONAL AUX	30	\$1,914,789	\$63,826
RESEARCH/EVALUATN PROFESSIONAL	2	\$137,720	\$68,860
SCHOOL NURSE	14	\$776,771	\$55,484
SECURITY	1	\$80,712	\$80,712
SPEECH THRPT/SPEECH-LANG PATH	6.59	\$348,097	\$52,860
TEACHER FACILITATOR	22	\$1,397,771	\$63,536
TRUANT OFF/VISIT TEACHER	3	\$160,144	\$53,381
TOTAL SUPPORT STAFF	134.58	\$8,425,858	\$62,606
ADMINISTRATIVE STAFF			
ASSISTANT PRINCIPAL	20	\$1,261,889	\$63,094
ATHLETIC DIRECTOR	1	\$90,840	\$90,840
BUSINESS MANAGER	1	\$143,838	\$143,838
DIR -PERSONNEL/HUMAN RESOURCES	1	\$95,612	\$95,612
DIST INSTR PGM DIR OR EXC DIR	17	\$1,513,032	\$89,002
PRINCIPAL	13	\$1,153,918	\$88,763
SUPERINTENDENT/CAO/CEO/PRESNNT	1	\$220,133	\$220,133
TOTAL ADMINISTRATIVE STAFF	54	\$4,479,262	\$82,949
TOTAL PROFESSIONAL STAFF	743.05	\$44,258,900	\$59,563
PARAPROFESSIONAL STAFF			
CERTIFIED INTERPRETER	8.81	\$368,214	\$41,807
EDUCATIONAL AIDE	125.28	\$2,615,565	\$20,877
TOTAL PARAPROFESSIONAL STAFF	134.09	\$2,983,779	\$22,252
AUXILIARY STAFF			
BUSINESS/FINANCE CLERICAL	10	\$378,369	\$37,837
CAMPUS OFFICE/CLERICAL	59.55	\$1,644,584	\$27,617
CENTRAL OFFICE/CLERICAL	16	\$659,873	\$41,242
CHILD NUTRITION	112.79	\$2,329,525	\$20,654
CUSTODIAL	83	\$1,980,465	\$23,861
ELECTRICIAN	2	\$112,499	\$56,250
HUMAN RESOURCES (CRT-HR SPECIA	8	\$357,922	\$44,740
HVAC	4	\$136,798	\$34,200
INFORMATION TECHNOLOGY TECHNIC	7	\$295,257	\$42,180
MAINTENANCE	31	\$1,025,482	\$33,080
PAINTER	2	\$49,385	\$24,693
SAFETY/SECURITY	27	\$991,336	\$36,716
TRANSPORTATION	35.68	\$615,805	\$17,259
WAREHOUSE	4	\$135,842	\$33,961
TOTAL AUXILIARY STAFF	402.02	\$10,713,142	\$26,648
TOTAL PERSONNEL	1,279.16	\$57,955,821	\$45,308

**2017-2018 Staff Salaries and FTE Counts --
Excluding ESC Staff**

Totals by District for District: SOUTHWEST ISD

**Region: 20 County: BEXAR COUNTY District: SOUTHWEST
ISD (015912) Charter Status: TRADITIONAL ISD/CSD**

Staff	FTE Count	Total Base Pay	Average Base Pay
TEACHING STAFF			
EARLY EDUCATION	0.53	\$34,030	\$64,475
PRE-KINDERGARTEN	28	\$1,563,965	\$55,856
KINDERGARTEN	59.23	\$3,390,801	\$57,243
KINDERGARTEN/ELEMENTARY (K-6)	62.94	\$3,597,112	\$57,148
ELEMENTARY (GRADES 1-6)	12.97	\$768,274	\$59,256
MIDDLE SCHOOL (GRADES 6 - 8)	33.29	\$1,870,946	\$56,202
ALL GRADE LEVELS	81.81	\$4,601,832	\$56,250
NOT APPLICABLE	7.4	\$403,880	\$54,584
GRADE 1	44.49	\$2,564,119	\$57,638
GRADE 2	46.56	\$2,701,394	\$58,024
GRADE 3	53.25	\$3,050,321	\$57,285
GRADE 4	53.99	\$3,032,258	\$56,162
GRADE 5	53.18	\$3,062,979	\$57,592
GRADE 6	50.86	\$2,923,111	\$57,473
GRADE 7	43.76	\$2,492,733	\$56,958
GRADE 8	45.77	\$2,604,185	\$56,893
GRADES 9-12	234.61	\$13,579,637	\$57,881
TOTAL TEACHING STAFF	912.65	\$52,241,577	\$57,242
SUPPORT STAFF			
ATHLETIC TRAINER	3.65	\$213,827	\$58,506
BUSINESS SERVICES PROFESSIONAL	1	\$78,185	\$78,185
COUNSELOR	30	\$2,057,145	\$68,571
DEPARTMENT HEAD	2	\$159,895	\$79,948
EDUCATIONAL DIAGNOSTICIAN	2	\$153,019	\$76,510
LIBRARIAN	15	\$927,849	\$61,857
LSP/PSYCHOLOGIST	8	\$491,031	\$61,380
OCCUPATIONAL THERAPIST	1	\$74,312	\$74,312
OTH CAMP EXEMPT PROFESSIONAL AUX	2.43	\$170,921	\$70,309
OTHR LEA EXEMPT PROFESSIONAL AUX	49	\$3,980,501	\$81,235
PHYSICAL THERAPIST	1	\$72,414	\$72,414
SCHOOL NURSE	18	\$1,033,472	\$57,415
SOCIAL WORKER	9	\$556,032	\$61,781
SPEECH THERPST/SPEECH-LANG PATH	16.14	\$942,596	\$58,385
TEACHER FACILITATOR	27.55	\$1,664,124	\$60,409
TRUANT OFF/VISIT TEACHER	2	\$118,175	\$59,088
TOTAL SUPPORT STAFF	187.78	\$12,693,498	\$67,598
ADMINISTRATIVE STAFF			
ASSISTANT PRINCIPAL	28	\$1,991,579	\$71,128
ASST/ASSOC/DEPUTY SUPERINTEND.	4	\$488,786	\$122,197
ATHLETIC DIRECTOR	1	\$81,557	\$81,557
DIST INSTR PGM DIR OR EXC DIR	13	\$1,220,236	\$93,864
PRINCIPAL	19.02	\$1,758,633	\$92,476
SUPERINTENDENT/CAO/CEO/PRESIDENT	1	\$232,841	\$232,841
TOTAL ADMINISTRATIVE STAFF	66.02	\$5,773,632	\$87,457
TOTAL PROFESSIONAL STAFF	1,166.45	\$70,708,707	\$60,619
PARAPROFESSIONAL STAFF			
EDUCATIONAL AIDE	122.9	\$2,574,500	\$20,948
TOTAL PARAPROFESSIONAL STAFF	122.9	\$2,574,500	\$20,948
AUXILIARY STAFF			
BUSINESS/FINANCE CLERICAL	10	\$405,341	\$40,534
CAMPUS OFFICE/CLERICAL	80.88	\$2,415,274	\$29,862
CENTRAL OFFICE/CLERICAL	20.82	\$806,809	\$38,755
CHILD NUTRITION	122.82	\$2,667,087	\$21,715
CUSTODIAL	117.13	\$3,165,805	\$27,027
ELECTRICIAN	4	\$194,946	\$48,737
HUMAN RESOURCES (CRT-HR SPECIA	15	\$547,335	\$36,489
HVAC	2	\$105,277	\$52,639
INFORMATION TECHNOLOGY TECHNIC	20	\$802,242	\$40,112
MAINTENANCE	30.01	\$1,076,016	\$35,858
OTHR NON-EXEMPT AUX INC VOLUNT	34.93	\$930,237	\$26,630
PAINTER	4	\$159,648	\$39,912
PLUMBER	4	\$173,471	\$43,368
SAFETY/SECURITY	14	\$559,928	\$39,995
TRANSPORTATION	77.73	\$2,118,901	\$27,260
WAREHOUSE	3	\$92,665	\$30,888
TOTAL AUXILIARY STAFF	560.32	\$16,220,982	\$28,949
TOTAL PERSONNEL	1,849.67	\$89,504,189	\$48,389

**2017-2018 Staff Salaries and FTE Counts --
Excluding ESC Staff**

Totals by District for District: TEMPLE ISD

Region: 12 County: BELL COUNTY District: TEMPLE

ISD (014909) Charter Status: TRADITIONAL ISD/CSD

Staff	FTE Count	Total Base Pay	Average Base Pay
TEACHING STAFF			
PRE-KINDERGARTEN	16.15	\$743,474	\$46,032
KINDERGARTEN	33.78	\$1,632,462	\$48,319
KINDERGARTEN/ELEMENTARY (K-6)	0.05	\$2,421	\$44,833
ELEMENTARY (GRADES 1-6)	8.53	\$427,731	\$50,164
MIDDLE SCHOOL (GRADES 6 - 8)	27.61	\$1,321,075	\$47,853
ALL GRADE LEVELS	30.98	\$1,579,570	\$50,983
GRADE 1	35.85	\$1,751,639	\$48,862
GRADE 2	37.79	\$1,857,435	\$49,148
GRADE 3	38.25	\$1,840,247	\$48,108
GRADE 4	37.47	\$1,839,387	\$49,085
GRADE 5	37.04	\$1,760,965	\$47,548
GRADE 6	35.55	\$1,695,200	\$47,681
GRADE 7	31.48	\$1,515,661	\$48,148
GRADE 8	18.68	\$901,538	\$48,265
GRADES 9-12	198.28	\$9,576,854	\$48,299
TOTAL TEACHING STAFF	587.5	\$28,445,659	\$48,418
SUPPORT STAFF			
ATHLETIC TRAINER	0.65	\$26,594	\$40,914
BUSINESS SERVICES PROFESSIONAL	1	\$73,964	\$73,964
COMMUNICATIONS PROFESSIONAL	2	\$129,756	\$64,878
CORRECTIVE THERAPIST	1	\$56,500	\$56,500
COUNSELOR	19	\$1,110,792	\$58,463
EDUCATIONAL DIAGNOSTICIAN	6	\$353,441	\$58,909
FOOD SERVICE PROFESSIONAL	2	\$135,996	\$67,998
LEA/CMP INFO TECH PROFESSIONAL	6.18	\$430,897	\$69,691
LIBRARIAN	9.24	\$489,310	\$52,953
LSSP/PSYCHOLOGIST	6	\$325,545	\$54,258
OCCUPATIONAL THERAPIST	1	\$42,086	\$42,086
OTH CAMP EXEMPT PROFESSIONAL AUX	1	\$52,363	\$52,363
OTHR LEA EXEMPT PROFESSIONAL AUX	7.51	\$486,236	\$64,782
RESEARCH/EVALUATN PROFESSIONAL	0.5	\$58,007	\$116,014
SCHOOL NURSE	16.22	\$834,021	\$51,427
SPEECH THRSP/PEECH-LANG PATH	8	\$471,066	\$58,883
TEACHER FACILITATOR	24	\$1,378,407	\$57,434
TRANSPORTATION	1	\$28,740	\$28,740
TRUANT OFF/VISIT TEACHER	3	\$159,420	\$53,140
TOTAL SUPPORT STAFF	115.3	\$6,643,141	\$57,618
ADMINISTRATIVE STAFF			
ASSISTANT PRINCIPAL	20.83	\$1,316,211	\$63,175
ASST/ASSOC/DEPUTY SUPERINTEND.	4	\$474,782	\$118,696
ATHLETIC DIRECTOR	2	\$176,556	\$88,278
BUSINESS MANAGER	1	\$100,900	\$100,900
DIR -PERSONNEL/HUMAN RESOURCES	1	\$81,300	\$81,300
DIST INSTR PGM DIR OR EXC DIR	10	\$739,054	\$73,905
PRINCIPAL	14	\$1,146,298	\$81,878
SUPERINTENDENT/CAO/CEO/PRESNT	1	\$213,416	\$213,416
TEACHER SUPERVISOR	1	\$68,021	\$68,021
TOTAL ADMINISTRATIVE STAFF	54.83	\$4,316,538	\$78,720
TOTAL PROFESSIONAL STAFF	757.63	\$39,405,338	\$52,011
PARAPROFESSIONAL STAFF			
CERTIFIED INTERPRETER	6	\$193,720	\$32,287
EDUCATIONAL AIDE	129.09	\$2,497,791	\$19,349
TOTAL PARAPROFESSIONAL STAFF	135.09	\$2,691,511	\$19,923
AUXILIARY STAFF			
BUSINESS/FINANCE CLERICAL	8	\$353,504	\$44,188
CAMPUS OFFICE/CLERICAL	44	\$1,161,260	\$26,392
CENTRAL OFFICE/CLERICAL	17.48	\$592,567	\$33,900
CHILD NUTRITION	60.18	\$1,228,939	\$20,420
CUSTODIAL	4.99	\$125,382	\$25,130
ELECTRICIAN	3	\$106,963	\$35,654
HUMAN RESOURCES (CRT-HR SPECIA	1	\$37,501	\$37,501
HVAC	4	\$139,065	\$34,766
INFORMATION TECHNOLOGY TECHNIC	8	\$347,699	\$43,462
MAINTENANCE	15.5	\$574,621	\$37,072
OTHR NON-EXEMPT AUX INC VOLUNT	21.67	\$495,173	\$22,852
PAINTER	2	\$66,797	\$33,399
PLUMBER	1	\$40,320	\$40,320
SAFETY/SECURITY	13.48	\$293,185	\$21,753
TRANSPORTATION	46.89	\$1,238,614	\$26,415
WAREHOUSE	2	\$69,620	\$34,810
TOTAL AUXILIARY STAFF	253.19	\$6,871,210	\$27,139
TOTAL PERSONNEL	1,145.91	\$48,968,059	\$42,733