



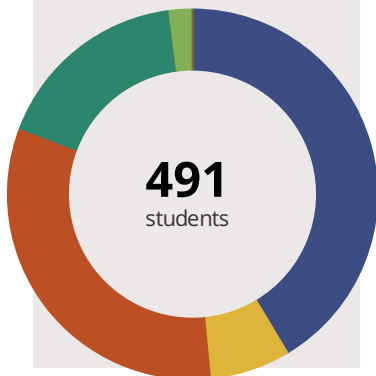
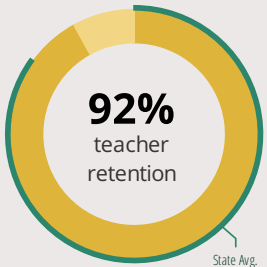
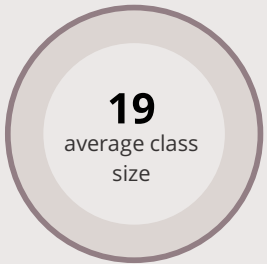
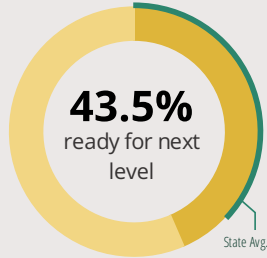
Madison Elementary School

150 W Madison St Lombard, IL 60148 (630) 827-4100

Grades: K - 5
District: Lombard SD 44

Principal: Ms.Yesenia Vazquez
Superintendent: Mr.Theodore Sec

FAST FACTS



Academic Success

Elementary All Illinois students in grades 3-8 take the PARCC assessment each year. High school students take the SAT in Math and English Language Arts.

School	Fewer than 10 students
District	Fewer than 10 students
State	Fewer than 10 students

■ Did Not Meet
 ■ Partially Met
 ■ Approached
 ■ Met
 ■ Exceeded

Success by Student Group

This display shows PARCC performance levels for each student group. No data is shown for groups with fewer than 10 students.

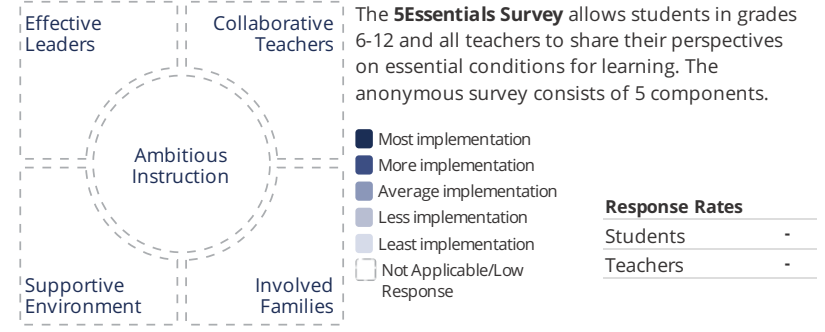
White	Fewer than 10 students
Black	Fewer than 10 students
Hispanic	Fewer than 10 students
Low Income	Fewer than 10 students
English Learners	Fewer than 10 students
With Disabilities	Fewer than 10 students

■ Did Not Meet
 ■ Partially Met
 ■ Approached
 ■ Met
 ■ Exceeded

Student Characteristics

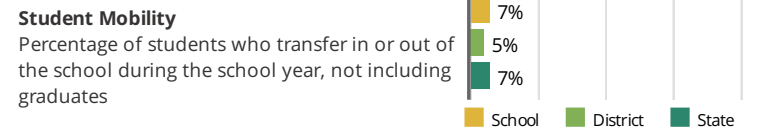
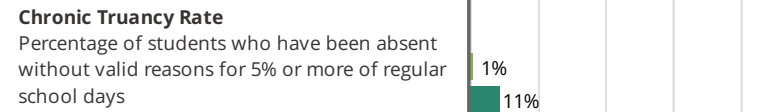
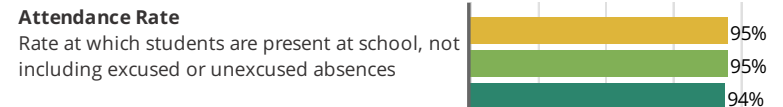
■ White	41%	■ Low Income	50%
■ Black	7%	■ English Learners	33%
■ Hispanic	32%	■ With Disabilities	8%
■ Asian	17%	■ Homeless	1%
■ American Indian	0%		
■ Two or More Races	2%		
■ Pacific Islander	0%		

School Environment



- Effective Leaders**
Do principals and teachers implement a shared vision for success?
- Collaborative Teachers**
Do teachers collaborate to promote professional growth?
- Ambitious Instruction**
Are the classes challenging and engaging?
- Supportive Environment**
Is the school safe, demanding, and supportive?
- Involved Families**
Does the entire staff build strong external relationships?

Student Attendance and Mobility





Madison Elementary School

School Highlights

Academic Courses

Band, Bilingual Programs/Courses, Bilingual Support, English Language Support, Orchestra, Title 1 Programs

Physical Education, Health and Wellness

Child Assault Prevention, Health Education Courses, Human Growth and Development, Nutrition

Other Programs and Activities

After School Care, Before School Care, Differentiated Math and Reading, Family Nights, Fire Safety and Prevention, Geography Bee, Junior Achievement, Kiwanas Spelling Bee, Parent Associations, Smile Squad on-site dental services, Student Ambassadors, Student Council/Government, Technology Club

School Awards

Career Development Courses and Programs

Athletics

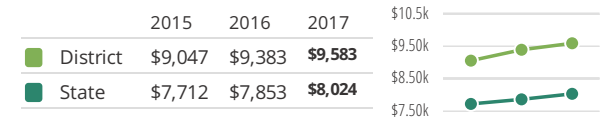
School Personnel Resources

Bilingual Education Teacher, English as a Second Language Teacher, Paraprofessional, Reading Teacher, Special Education Teacher, Speech Language Pathologist-non teaching, Technology Specialist

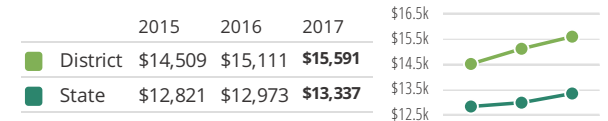
Facilities

District Finance

Instructional Spending per Pupil includes only the activities directly dealing with the teaching of students or the interaction between teachers and students.



Operational Spending per Pupil includes all costs for overall operations in this school's district, including Instructional Spending, but excluding summer school, adult education, capital expenditures, and long-term debt payments.



Educator Measures

This school has had **3 principal(s)** over the past 6 years. In the last three years, an average of **92% of teachers** return to this school each year.

FOR MORE INFORMATION

Visit IllinoisReportCard.com to see additional details about each item of information for this school. There you will find charts spanning multiple years, detailed explanations, resources, more of the school's programs and activities, and powerful tools that let you dig deeper into data.

Most of this data has been collected by ISBE from school districts through data systems. Some information, such as the School Highlights, is entered directly by principals and can be updated throughout the year.