

# SARC

2017-18 School Accountability  
Report Card

Published in 2018-19



## Mabel Paine Elementary School

Grades TK-5  
CDS Code 30-66647-6030936


Melanie Carmona  
Principal  
mcarmona@pylusd.org

4444 Plumosa Drive  
Yorba Linda, CA 92886  
(714) 986-7210

<http://mabelpaine.org>

# Placentia-Yorba Linda Unified School District

1301 E. Orangethorpe Avenue Placentia, CA 92870 ▪ (714) 986-7000 ▪ [www.pylusd.org](http://www.pylusd.org)



*PYLUSD: Where ...  
Collaboration  
Communication  
Critical Thinking  
Creativity  
Digital Citizenship  
Discovery  
Excellence  
Innovation  
Teamwork  
The Future  
Happens!*



## Governing Board

Carrie Buck, President  
Eric Padgett, Vice President  
Judi Carmona, Clerk  
Karin Freeman, Trustee  
Carol Downey, Trustee



## Superintendent's Message

Dear PYLUSD Families,

On behalf of our Board of Education, I want to wish you and your family an exciting and successful start to the 2018-19 school year in the Placentia-Yorba Linda Unified School District. Before our first day of classes on August 28, I would like to take a moment to share a few of our district's ongoing safety and wellness initiatives that are squarely focused on our students, staff members, families and facilities.

Just before the end of last school year, I shared a letter with our school community regarding the implementation of an electronic visitor management system at all PYLUSD school sites. The goal was for that system to be in place as we start this new school year. Throughout the district, we will refer to this new system as SAM, which stands for School Access Management. I am pleased to report that the system has been installed at each school site. SAM will enhance school security by reading the driver's license, or other approved form of identification, of each visitor while automatically comparing it to California Megan's Law and similar databases nationwide. The new system also has the ability to compare each visitor's identification information against any safety-related family court orders that a school site may need to support.

The office management system will generate and print a temporary ID badge that includes the photo and name of the visitor, the date and time, and the destination on campus. SAM is designed to permanently replace paper sign-in procedures, and will serve as one of many great supports in helping protect our campuses and, most importantly, our students and staff. If you have any specific questions, your school site administrative team will be sure to help. To learn more about SAM, please visit [www.pylusd.org/SAM/](http://www.pylusd.org/SAM/).

To continue our focus on safety, this summer the district installed security cameras and equipment at our four comprehensive high schools and one continuation high school in various public areas. This includes areas such as building entrances, parking lots, hallways, front offices and more. Please note, the security cameras will be utilized in public areas where there is "no reasonable expectation of privacy." The cameras were not installed in private areas such as classrooms, restrooms, locker rooms, changing areas, or private offices, and may not be monitored at all times. In addition, new fencing systems continue to be installed at many of our schools to help maintain the flow and safety of our students during the school day, and to add an extra layer of support in securing our campus facilities.

The wellness of our student athletes has also been a point of emphasis this summer. Starting with our fall season of sport, we will now provide all high school student athletes pre- and post-concussion testing at no cost to our families. ImPACT Applications provide the test, which is an evidence-based tool that will help in the concussion management and wellness of our students. Thousands of K-12 schools, universities and colleges use the tool. In PYLUSD, participating students will be administered a computer-based, pre-concussion test designed to assess visual and verbal memory, reaction time and processing speed. The goal of the concussion testing is to provide the medical providers of our families with additional objective data to assist in the treatment planning of students as they return to the classroom and their sport.

Lastly, summer break also afforded essential time to focus on the important work surrounding student wellness and mental health. Our Wellness Team, under the direction of Deputy Superintendent Candy Plahy, identified and analyzed gaps in the well-established student wellness and mental health services provided by the district. As a result, recommendations were made to increase supports at all of our schools with the hiring of a Board Certified Behavior Analyst (BCBA), as well as Registered Behavior Technicians (RBT), Wellness Specialists, and additional Intern Psychologists. These individuals will now provide counseling, guidance, and behavioral support to students both in and out of the classroom.

Phew! As you can tell, a great deal of meaningful work took place over summer break in order to enhance, develop, and implement the safety and wellness initiatives in support of our students. These efforts truly embody the district's four Core Values of Excellence, Collaboration, Integrity, and Innovation. I want to sincerely thank you for your support as we work to always be the very best for our students, staff members, families and community. Happy new school year, PYLUSD ... It is sure to be our best year yet!

Warm Regards,

Gregory S. Plutko, Ed.D.

Superintendent of Schools

Placentia-Yorba Linda Unified School District

[gplutko@plyusd.org](mailto:gplutko@plyusd.org)

## District Mission Statement

We hold high expectations for all students through rigorous and relevant educational experiences that challenge them to become responsible, ethical, and engaged citizens.

## District Vision Statement

We are committed to being a dynamic learning community that prepares each and every student for success now and in the future.

## Principal's Message

It is with pleasure that I introduce you to Mabel Paine Elementary School, a California Distinguished School and Gold Ribbon School. Our school is known to provide a welcoming environment and high-quality education to our students in partnership with strong parent support. We are a small, close-knit learning environment where we inspire all learners to achieve excellence in an encouraging, caring community. Our students experience a rigorous academic curriculum through hands-on activities, use of technology, and the support of early interventions to speed each student on his or her way to success. Our most important goal is to take the students in our care and move them forward as far as they can go each and every year. Above all, we strive to create a love of learning in our students that will serve them both now and in the future. Our experienced and innovative staff members work in professional learning communities to provide students with a balanced and comprehensive educational program. Teachers are highly qualified and child-centered. They willingly participate in ongoing professional growth and deliver the most current and relevant curriculum and instruction to students.

Mabel Paine is located in Yorba Linda, California. The student mobility rate is low, as many families have been here for several years. New students continue to enroll as new housing developments are completed in our attendance area. Students are presented with a standards-based curriculum, which includes reading, written expression, mathematics, social science, science, physical education, visual and performing arts, and health. In addition to a wide range of materials and technology within the classrooms, a multimedia center houses both the library and computer lab, and students in grades 3-5 complete lessons in our state-of-the-art STEM lab each year. The school provides a wealth of technology resources with several additional computer pods in close proximity to classrooms as well as Chromebook carts devoted to each grade-level team.

We are so proud of our school and consider our students family.

Sincerely,

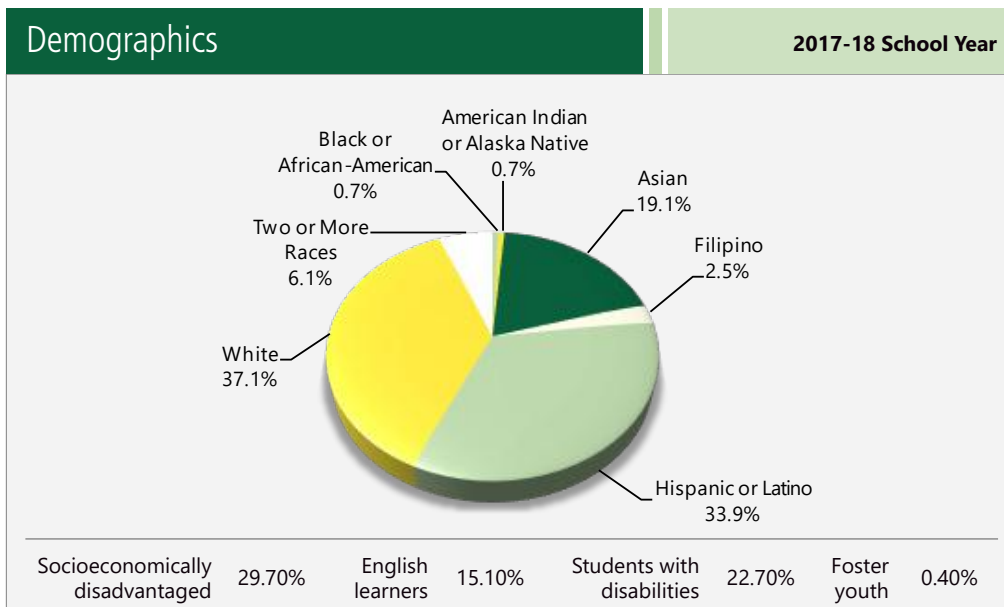
Melanie Carmona

## Parental Involvement

Parents are welcome and encouraged to be involved in the school program. There are numerous opportunities for parents to be involved with their children at Mabel Paine Elementary School. In addition to an active Parent Teacher Association (PTA), there are opportunities to work within the classrooms on a weekly basis as well as to take work home for special projects. Parent volunteers are an integral part of our daily life as they work with our students in classrooms all over campus. Parents also have an active role to play in the school decision-making process through School Site Council (SSC) and the English Learner Advisory Council (ELAC) and are encouraged to communicate with school staff at any time. Parents support schoolwide programs through book fairs, Read-a-thon, Jog-a-thon, School Carnival and Family Fun Nights. Mabel Paine social and academic events are always well-attended. In addition, parents are encouraged to attend special events such as back-to-school night, open house, parent-teacher conferences, Dads and Donuts, Muffins with Mom, reading events, and musical concerts. Mabel Paine is truly a neighborhood school with a strong tradition of working collaboratively with parents. Parents wishing to participate in the school programs may contact the school principal, Melanie Carmona, or the PTA president, Kristi Sova, at (714) 986-7210.

## Enrollment by Student Group

The total enrollment at the school was 445 students for the 2017-18 school year. The pie chart displays the percentage of students enrolled in each group.



## Placentia-Yorba Linda Unified School District Core Values

### What We Stand For and Represent

#### Excellence

We relentlessly pursue excellence in all academic and organizational endeavors.

#### Collaboration

We work together with all members of our school community to ensure student success.

#### Integrity

We foster relationships that promote respect, service, and honesty to ensure the well-being of all students.

#### Innovation

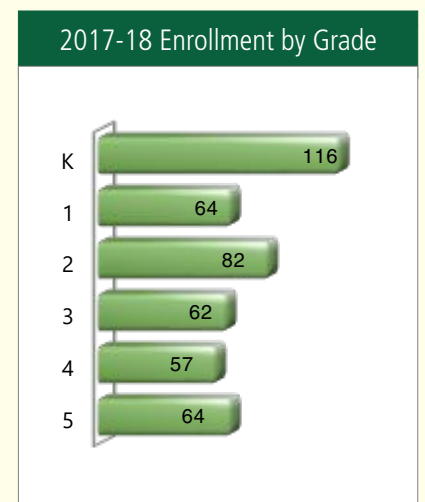
We embrace a culture that celebrates ingenuity and inspires intellectual exploration.

## School Accountability Report Card

In accordance with state and federal requirements, the School Accountability Report Card (SARC) is put forth annually by all public schools as a tool for parents and interested parties to stay informed of the school's progress, test scores and achievements.

## Enrollment by Grade

The bar graph displays the total number of students enrolled in each grade for the 2017-18 school year.





## School Mission Statement

We commit to empower each other to reach our highest potential.

## School Vision Statement

We inspire all learners to achieve excellence in an encouraging, caring community.

*Where every student is college and career bound*

## Mabel Paine Core Values

- Collaboration
- Respect
- Compassion
- Diversity

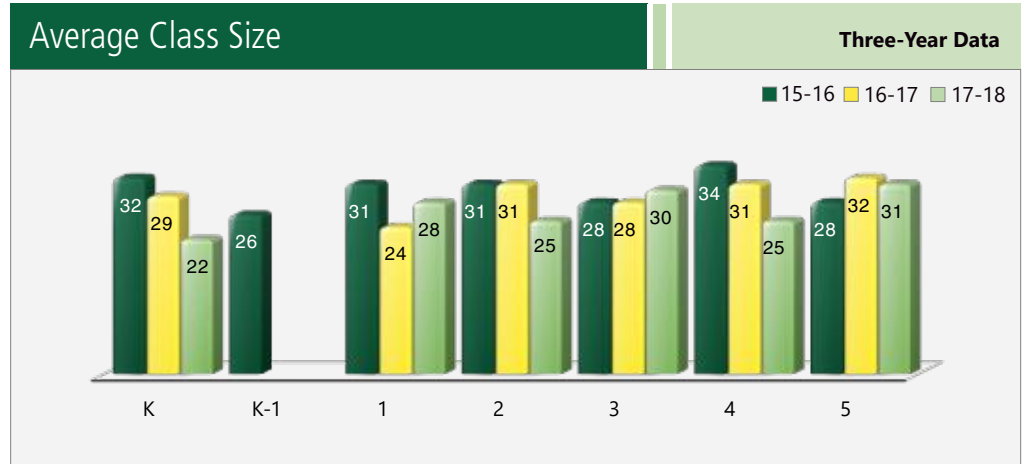


## Public Internet Access

Internet access is available at public libraries and other locations that are publicly accessible (e.g., the California State Library). Access to the internet at libraries and public locations is generally provided on a first-come, first-served basis. Other use restrictions include the hours of operation, the length of time that a workstation may be used (depending on availability), the types of software programs available at a workstation, and the ability to print documents.

## Class Size Distribution

The bar graph displays the three-year data for average class size, and the table displays the three-year data for the number of classrooms by size. The number of classes indicates how many classrooms fall into each size category (a range of total students per classroom). At the secondary school level, this information is reported by subject area rather than grade level.



### Number of Classrooms by Size

Three-Year Data

Grade	2015-16			2016-17			2017-18		
	Number of Students								
	1-20	21-32	33+	1-20	21-32	33+	1-20	21-32	33+
K		2			2			2	
K-1		1							
1		2			3			2	
2		2			2			3	
3		2			2			2	
4			2		2			2	
5		2			2			2	

## Suspensions and Expulsions

This table shows the school, district, and state suspension and expulsion rates for the most recent three-year period. Note: Students are only counted one time, regardless of the number of suspensions.

### Suspensions and Expulsions

Three-Year Data

	Mabel Paine ES			PYLUSD			California		
	15-16	16-17	17-18	15-16	16-17	17-18	15-16	16-17	17-18
<b>Suspension rates</b>	0.8%	1.0%	1.3%	2.6%	2.6%	2.8%	3.7%	3.6%	3.5%
<b>Expulsion rates</b>	0.0%	0.0%	0.0%	0.0%	0.1%	0.1%	0.1%	0.1%	0.1%

## CAASPP Test Results for All Students: Science (grades 5, 8 and 10)

The 2016–17 and 2017–18 data are not available. The California Department of Education is developing a new science assessment based on the Next Generation Science Standards for California Public Schools (CA NGSS). The California Science Test (CAST) was pilot-tested in spring 2017 and field-tested in spring 2018. The CAST will be administered operationally during the 2018–19 school year. The CAA for Science was pilot-tested for two years (i.e., 2016–17 and 2017–18) and the CAA for Science will be field-tested in 2018–19.

Percentage of Students Scoring at Proficient or Advanced					Two-Year Data	
	Mabel Paine ES		PYLUSD		California	
Subject	16-17	17-18	16-17	17-18	16-17	17-18
Science	◇	◇	◇	◇	◇	◇

## CAASPP Test Results for All Students: English Language Arts/Literacy and Mathematics (grades 3-8 and 11)

The table below shows the percentage of students meeting or exceeding the state standards in English language arts (ELA)/literacy and mathematics.

Percentage of Students Meeting or Exceeding State Standards					Two-Year Data	
	Mabel Paine ES		PYLUSD		California	
Subject	16-17	17-18	16-17	17-18	16-17	17-18
English language arts/literacy	63%	66%	67%	68%	48%	50%
Mathematics	69%	70%	59%	59%	37%	38%

## California Physical Fitness Test

Each spring, all students in grades 5, 7 and 9 are required to participate in the California Physical Fitness Test (PFT). The Fitnessgram is the designated PFT for students in California public schools put forth by the State Board of Education. The PFT measures six key fitness areas:

1. Aerobic Capacity
2. Body Composition
3. Flexibility
4. Abdominal Strength and Endurance
5. Upper Body Strength and Endurance
6. Trunk Extensor Strength and Flexibility

Encouraging and assisting students in establishing lifelong habits of regular physical activity is the primary goal of the Fitnessgram. The table shows the percentage of students meeting the fitness standards of being in the "healthy fitness zone" for the most recent testing period. For more detailed information on the California PFT, please visit [www.cde.ca.gov/ta/tg/pf](http://www.cde.ca.gov/ta/tg/pf).

California Physical Fitness Test		2017-18 School Year
Percentage of Students Meeting Fitness Standards		Mabel Paine ES
		Grade 5
Four of six standards		8.20%
Five of six standards		24.60%
Six of six standards		62.30%

◇ Not applicable.

## California Assessment of Student Performance and Progress (CAASPP)

For the 2017-18 school year, the CAASPP consists of several key components, including:

**California Alternate Assessments (CAA)** test includes both ELA/literacy and mathematics in grades 3-8 and 11. The CAA is given to those students with the most significant cognitive disabilities whose current individualized education program (IEP) designates an alternate assessment.

**Smarter Balanced Assessments** include ELA/literacy and mathematics in grades 3-8 and 11. Smarter Balanced Assessments are designed to measure student progress toward college and career readiness.

The assessments under CAASPP show how well students are doing in relation to the state-adopted content standards. On each of these assessments, student aggregate scores are reported as achievement standards. For more information on the CAASPP assessments, please visit [www.cde.ca.gov/ta/tg/ca](http://www.cde.ca.gov/ta/tg/ca).



## CAASPP by Student Group: English Language Arts/Literacy and Mathematics

The table on the following page displays the percentage of students that met or exceeded state standards in English language arts/literacy and mathematics for the school by student groups for grades 3-5.

The "percentage met or exceeded" is calculated by taking the total number of students who met or exceeded the standard on the Smarter Balanced Summative Assessment plus the total number of students who met the standard on the CAA divided by the total number of students who participated in both assessments.

Note: The number of students tested includes all students who participated in the test whether they received a score or not. However, the number of students tested is not the number that was used to calculate the achievement level percentages. The achievement level percentages are calculated using only students who received scores.

## CAASPP Results by Student Group: English Language Arts and Mathematics (grades 3-5)

Percentage of Students Meeting or Exceeding State Standards				2017-18 School Year
<b>English Language Arts</b>				
Group	Total Enrollment	Number Tested	Percentage Tested	Percentage Met or Exceeded
All students	169	165	97.63%	66.06%
Male	92	90	97.83%	63.33%
Female	77	75	97.40%	69.33%
Black or African-American	❖	❖	❖	❖
American Indian or Alaska Native	❖	❖	❖	❖
Asian	29	27	93.10%	85.19%
Filipino	❖	❖	❖	❖
Hispanic or Latino	58	58	100.00%	55.17%
Native Hawaiian or Pacific Islander	❖	❖	❖	❖
White	60	60	100.00%	71.67%
Two or more races	13	12	92.31%	58.33%
Socioeconomically disadvantaged	54	53	98.15%	56.60%
English learners	29	28	96.55%	50.00%
Students with disabilities	29	27	93.10%	40.74%
Students receiving Migrant Education services	❖	❖	❖	❖
Foster youth	❖	❖	❖	❖
<b>Mathematics</b>				
Group	Total Enrollment	Number Tested	Percentage Tested	Percentage Met or Exceeded
All students	171	165	96.49%	69.70%
Male	94	90	95.74%	72.22%
Female	77	75	97.40%	66.67%
Black or African-American	❖	❖	❖	❖
American Indian or Alaska Native	❖	❖	❖	❖
Asian	30	28	93.33%	92.86%
Filipino	❖	❖	❖	❖
Hispanic or Latino	58	57	98.28%	47.37%
Native Hawaiian or Pacific Islander	❖	❖	❖	❖
White	61	60	98.36%	80.00%
Two or more races	13	12	92.31%	75.00%
Socioeconomically disadvantaged	55	53	96.36%	50.94%
English learners	29	29	100.00%	51.72%
Students with disabilities	30	25	83.33%	56.00%
Students receiving Migrant Education services	❖	❖	❖	❖
Foster youth	❖	❖	❖	❖

❖ Scores are not shown when the number of students tested is 10 or fewer, either because the number of students tested in this category is too small for statistical accuracy or to protect student privacy.

## Textbooks and Instructional Materials

The deputy superintendent shall appoint a principal or other administrator to chair the districtwide textbook-selection process. A Steering Committee shall be selected and consist of one certificated staff member from each elementary school or at least one teacher from each school from the subject-area department for which adoption is pending (secondary). Appointments to the committee will be materials based on professional expertise, desire to serve insofar as possible, and the demographic diversity of the district. The Steering Committee shall review materials submitted on state-authorized lists and any other materials that may be considered for adoption. If pilot usage is to be pursued, the Steering Committee shall select the material to be piloted. With or without piloting, the Steering Committee will recommend adoption to the District Curriculum Council, which shall make an adoption recommendation to the deputy superintendent. The deputy superintendent is responsible for preparing recommendations for the Board of Education.

The most recent public hearing to adopt a resolution on the sufficiency of instructional materials was held in September 2018. English language arts (ELA) and English language development (ELD) textbooks were adopted in the spring of 2017 and were chosen from the state-approved list. Textbook content aligns within the curriculum frameworks adopted by the State Board of Education. The California State Science Framework and the Next Generation Science Standards (NGSS) were adopted in 2016. NGSS aligned science textbooks will be available for preview in the spring of 2018, for a possible pilot during the 2019-20 school year. The District Curriculum Council may then recommended textbooks for adoption in the spring of 2020, and implementation in 2020-21.

### Textbooks and Instructional Materials List

2018-19 School Year

Subject	Textbook	Adopted
English language arts	Benchmark Advance, Benchmark Education Company (K-5)	2017
English language arts	<i>Reading</i> , Houghton Mifflin (K-5)	2003
English language arts	<i>Medallions</i> , Houghton Mifflin (upgrade)	2003
English language arts	<i>The Language of Literature</i> , McDougal Littell (6)	2010
English language arts	Houghton Mifflin Harcourt California Collections, Houghton Mifflin Harcourt (6)	2017
English language arts	Language Circle Series, Project Read Phonology	2003
English language arts	<i>Written Expression</i>	2003
Mathematics	<i>California Math</i> , Houghton Mifflin (K-5)	2009
Mathematics	<i>Mathematics</i> , Course 1; Prentice Hall (6)	2009
Science	Full Option Science System (FOSS), California Edition; Delta Education (K-5)	2008
Science	<i>Focus on Earth Science</i> , California Edition; Glencoe (6)	2007
History/social science	<i>History-Social Science for California</i> , Scott Foresman (K-5)	2007
History/social science	<i>Discovering Our Past: Ancient Civilizations</i> , Glencoe (6)	2006

## Quality of Textbooks

The following table outlines the criteria required for choosing textbooks and instructional materials.

### Quality of Textbooks

2018-19 School Year

Criteria	Yes/No
Are the textbooks adopted from the most recent state-approved or local governing-board-approved list?	Yes
Are the textbooks consistent with the content and cycles of the curriculum frameworks adopted by the State Board of Education?	Yes
Do all students, including English learners, have access to their own textbooks and instructional materials to use in class and to take home?	Yes

## Availability of Textbooks and Instructional Materials

The following lists the percentage of pupils who lack their own assigned textbooks and instructional materials.

### Percentage of Students Lacking Materials by Subject

2018-19 School Year

Reading/language arts	0%
Mathematics	0%
Science	0%
History/social science	0%
Visual and performing arts	0%
Foreign language	0%
Health	0%


## Currency of Textbooks

This table displays the date when the most recent hearing was held to adopt a resolution on the sufficiency of instructional materials.

### Currency of Textbooks

2018-19 School Year

Data collection date	9/11/2018
----------------------	-----------



## School Description

Mabel Paine Elementary School is a California Distinguished School located in Yorba Linda, California. There are 14 general-education and six special-education classrooms. The mobility rate is extremely low, as many families have been here for several years. New students continue to enroll as the hills above the school fill with new housing developments. Students are presented with a standards-based curriculum that includes reading, written expression, mathematics, social science, science, physical education, visual and performing arts, and health. In addition to a wide range of materials and technology within the classrooms, a multimedia center houses both the library and computer lab. The school provides a wealth of technology resources with several additional computer pods in close proximity to classrooms. The kindergarten classrooms each have a small pod of computers in their room. A total of 31 full-time staff members, including regular-education classroom teachers, special-education teachers, a speech and language specialist, resource specialist, psychologist, and principal are joined by part-time staff all working closely together to provide an educational program rich in the acquisition of academic skills as well as strong character development. The part-time staff includes an English language development teacher, library and computer lab specialists, physical education teachers, occupational therapists, and instrumental music teachers for grade 5. The school is pleased to offer the innovative MIND Research Institute Spatial-Temporal (ST) Math program, where students take part in weekly standards-aligned web-based math activities. Fourth- and fifth-grade students take part in the district elementary band, orchestra and vocal music programs. We also offer child care before and after school, which includes homework assistance, healthy snacks and enrichment activities in a safe on-campus environment from 6:30 a.m. until 6 p.m.

All K-5 students take diagnostic benchmark assessments in the area of reading three times per year as part of the Response to Intervention (RTI) program. RTI ensures that struggling students will be identified and helped early and that students needing enrichment will be accelerated.

## School Facility Good Repair Status

The table shows the results of the school's most recent inspection using the Facility Inspection Tool (FIT) or equivalent school form. This inspection determines the school facility's good repair status using ratings of good condition, fair condition or poor condition. The overall summary of facility conditions uses ratings of exemplary, good, fair or poor.

School Facility Good Repair Status		2018-19 School Year
Items Inspected	Repair Status	
<b>Systems:</b> Gas leaks, sewer, mechanical systems (heating, ventilation and HVAC)	Good	
<b>Interior:</b> Interior surfaces (floors, ceilings, walls and window casings)	Good	
<b>Cleanliness:</b> Pest/vermin control, overall cleanliness	Good	
<b>Electrical:</b> Electrical systems	Good	
<b>Restrooms/fountains:</b> Restrooms, sinks and drinking fountains	Good	
<b>Safety:</b> Fire safety, emergency systems, hazardous materials	Good	
<b>Structural:</b> Structural condition, roofs	Good	
<b>External:</b> Windows/doors/gates/fences, playgrounds/school grounds	Good	
<b>Overall summary of facility conditions</b>	Good	
<b>Date of the most recent school site inspection</b>	5/5/2018	
<b>Date of the most recent completion of the inspection form</b>	5/5/2018	

## Deficiencies and Repairs

For all items inspected that were found to not be in "good repair", a work order has been created and maintenance will be completed before the end of the 2018-19 school year. Maintenance items will be prioritized so that student safety is not compromised.

## School Facilities

Education is a top priority in the community of Placentia-Yorba Linda, and maintaining a safe and orderly environment maximizes student learning. Facilities are maintained through the diligent efforts of the site custodial crews and the district maintenance staff. PYLUSD principals and the custodial supervisor work with the site custodial staff to develop cleaning schedules to maintain clean and safe schools. District maintenance staff performs the repairs necessary to keep the schools in good working order in a timely manner. A work-order process is used to ensure efficient service and that emergency repairs are given the highest priority.

Mabel Paine was built in 1961 and opened in the 1961-62 school year. There are 28 modernized classrooms, a media center with library and modernized computer lab, and two portables devoted to our child care on campus. All student classrooms contain a surround sound system, distributed sound microphones, and Promethean smart boards for enhanced student learning. The school is in excellent condition, as our maintenance crew is always at work to clean the campus and conduct any necessary repairs in a timely manner. It features a multipurpose room, computer lab, library, kitchen, occupational therapy gymnasium, conference room, and two large athletic fields. The space available is more than sufficient to support teaching and learning. Our campus is locked at all times, and all parents and visitors must check in at the front office before, during and after school to ensure the safety of our students and staff. In the 2018 school year, our district adopted the Student Access Management system (SAM). This will require all visitors and volunteers to bring a valid ID, such as a driver's license, for scanning into our new system. The new system also has the ability to compare each visitor's identification information against any safety-related family court orders that a school site may need to support. Then, SAM will generate and print a temporary ID badge that includes the photo and name of the visitor, the date and time, and the destination on campus. SAM is designed to permanently replace paper sign-in procedures, and will serve as one of many great supports in helping protect our campuses and, most importantly, our students and staff.



## Professional Development

### 2016-17

All PYLUSD teachers participated in a half-day of professional development prior to school starting. The primary focus of training for all teachers was to provide an overview of the district's new data and assessment tool, Illuminate. Teachers met in grade level and course teams and received a refresher on Professional Learning Communities (PLCs) and the importance of the PLC cycle as a way to set student learning objectives and use assessment to guide instruction and intervention decisions. Teachers received an overview of how to run reports and were familiarized with the assessment modules available in Illuminate. K-5 teachers received training in grade-level updates and secondary teachers participated in an EdCamp-style professional development to discuss ideas related to topics that they chose prior to coming to pre-service.

For 2016-17, specific professional development emphasis is placed on the ELA/ELD framework, integrated ELD training, transitioning toward NGSS, UDL, WICOR (AVID strategies), in addition to training on districtwide initiatives such as Cognitively Guided Instruction and Extending Children's Mathematics, FOSS Science (with embedded literacy strategies and science and engineering practices), Step Up to Writing, Project Read, and DIBELS. These trainings are provided in the form of all-day trainings, half-day trainings, PLC modules, and on-site coaching opportunities.

The PYLUSD Induction program includes supports for both general education and special education teachers.

### 2017-18

PYLUSD facilitates professional development in ways that impact all teachers. In late August, prior to the return of students, all PYLUSD teachers participated in a half-day of professional development. The primary focus of training for K-6 teachers and middle school English Language Arts/English Language Development (ELA/ELD) teachers was to provide an overview of the district's new universal screener, iReady. Teachers learned about the overall iReady program, specifically how to administer assessments and interpret student, class, and school level reports. PYLUSD also provided content specific professional development training to all middle and high school teachers on curriculum transitions in specific content areas and in CCSS.

A wide variety of professional development opportunities for individuals, small groups, as well as large groups are made available throughout the school year. For 2017-2018, specific professional development emphasis has been placed on recently adopted ELA/ELD adopted materials. Other areas of focus include integrated and designated ELD, transitioning toward NGSS, UDL, WICOR, (AVID Strategies), technology, in addition to training on district wide initiatives such as Cognitively Guided Instruction (CGI), Extending Children's Mathematics (ECM), FOSS Science (with embedded literacy strategies and science and engineering practices), Step up to Writing, Project Read, and PBIS. These trainings are provided in the form of all day trainings, half-day trainings, PLC modules, and on-site coaching opportunities.

PYLUSD's district wide Induction program provides numerous professional development opportunities and supports for new general and special education teachers and their advisors. Elementary teachers also receive ongoing professional development at the site throughout the school year during early release Wednesdays. At the middle and high school levels, professional development takes place on designated "late-start" Mondays. Both of these models allow teachers the time necessary for collaboration by grade level and department. Educational Services also ensures the ongoing training of teachers in the International Baccalaureate Program and AVID Institutes.

### 2018-19

PYLUSD facilitates professional development in a variety of innovative ways to positively impact classroom instruction. In late August, prior to the return of students, all K-12 teachers participated in a half-day of professional development with Dr. Kate Kinsella. The primary focus of training was academic vocabulary for all students, as well as five specific Instructional Routines (5 for All) to support students in the acquisition of academic vocabulary and increased academic achievement across all subject areas. Teachers continue to receive training on 5 for All through onsite professional development, Instructional Routine modules and classroom observations.

Many professional development opportunities for individuals, small groups, as well as large groups are made available throughout the school year. For 2018-19, specific professional development emphasis has been placed on the adopted ELA/ELD materials Benchmark Advance (K-5), Collections (6-8) and Study Sync (9-12). Other areas of focus include integrated and designated ELD, transitioning toward NGSS, Universal Design for Learning (UDL), WICOR (AVID Strategies) and technology. Districtwide training on initiatives such as Cognitively Guided Instruction (CGI), Extending Children's Mathematics (ECM), FOSS Science (with embedded literacy strategies and science and engineering practices), Step up to Writing, Project Read, Student Study Team (SST) and Positive Behavioral Interventions and Supports (PBIS) are also provided to teachers. In addition to content specific professional development, Educational Services supports the training of teachers on Professional Learning Communities (PLCs) and working in collaborative teams, the International Baccalaureate Program and AVID. Professional development opportunities are provided in the form of all-day trainings, half-day trainings, collaborative team meetings and on-site coaching.

PYLUSD's districtwide induction program provides numerous professional development opportunities and supports for new general and special education teachers and their mentors. Elementary teachers also receive ongoing professional development at the site throughout the school year during early release Wednesdays. At the middle and high school levels, professional development takes place on designated "late-start" Mondays. Both of these models allow teachers the time necessary for collaborative team meetings by grade level and department.



## Professional Development

### Professional Development Days

2016-17	0.5 days
2017-18	0.5 days
2018-19	0.5 days

## Types of Services Funded

In addition to school site budgets, our school also receives the following supplemental funding.

- PTA gifts funds used for a variety of programs beneficial to the children such as field trips, assemblies, after-school programs, technology resources and other instructional supplies





## Academic Counselors and School Support Staff

This table displays information about academic counselors and support staff at the school and their full-time equivalent (FTE).

Academic Counselors and School Support Staff Data	
2017-18 School Year	
<b>Academic Counselors</b>	
FTE of academic counselors	0.00
Average number of students per academic counselor	◇
<b>Support Staff</b>	
	<b>FTE</b>
Social/behavioral counselor	0.00
Career development counselor	0.00
Library media teacher (librarian)	0.00
Library media services staff (paraprofessional)	0.00
Psychologist	1.00
Social worker	0.00
Nurse	0.00
Speech/language/hearing specialist	0.00
Resource specialist (nonteaching)	0.00
<b>Other</b>	
	<b>FTE</b>
Occupational Therapist	1.30
Adapted Physical Education Teacher	0.30

## Teacher Qualifications

This table shows information about teacher credentials and teacher qualifications. Teachers without a full credential include teachers with district and university internships, pre-internships, emergency or other permits, and waivers. For more information on teacher credentials, visit [www.ctc.ca.gov](http://www.ctc.ca.gov).

Teacher Credential Information	Three-Year Data			
	PYLUSD	Mabel Paine ES		
Teachers	18-19	16-17	17-18	18-19
<b>With a full credential</b>	1,060	28	26	22
<b>Without a full credential</b>	5	0	0	0
<b>Teaching outside subject area of competence (with full credential)</b>	0	0	0	0

## Teacher Misassignments and Vacant Teacher Positions

This table displays the number of teacher misassignments (positions filled by teachers who lack legal authorization to teach that grade level, subject area, student group, etc.) and the number of vacant teacher positions (not filled by a single designated teacher assigned to teach the entire course at the beginning of the school year or semester). Please note that total teacher misassignments includes the number of teacher misassignments of English learners.

Teacher Misassignments and Vacant Teacher Positions	Three-Year Data		
	Mabel Paine ES		
Teachers	16-17	17-18	18-19
<b>Teacher misassignments of English learners</b>	0	0	0
<b>Total teacher misassignments</b>	0	0	0
<b>Vacant teacher positions</b>	0	0	0

## School Safety

The school safety plan is updated each year and reviewed with the staff and parents. The plan includes a schoolwide discipline plan rooted in PBIS (positive behavior intervention and support) that is sent home each year and reviewed with the students at behavior expectations assemblies held in the fall; a crisis plan including earthquake, fire and lockdown practice drill; and a staff duty schedule to provide appropriate supervision before, during and after school. The Safe School Plan addresses both the physical environment and the social environment and establishes goals in both areas. In addition, district and community resources are available to students and parents as needed. Through the Comprehensive Safe School Plan, the students and staff of Mabel Paine School work collaboratively to maintain a safe and orderly campus by adhering to schoolwide expectations for the safety of all. There are regularly scheduled fire, earthquake, evacuation and lockdown drills where students learn the proper procedures and behavior. District-assigned school nurses and health clerks have clearly established procedures, including the use of EpiPens (epinephrine auto-injectors). All medications are stored and dispensed according to district practice. Individual health-care plans are developed for students with chronic diseases and made available to the respective teachers.

The school safety plan was last reviewed, updated and discussed with the school faculty in November 2018.

## Financial Data

The financial data displayed in this SARC is from the 2016-17 fiscal year. The most current fiscal information available provided by the state is always two years behind the current school year and one year behind most other data included in this report. For detailed information on school expenditures for all districts in California, see the California Department of Education (CDE) Current Expense of Education & Per-pupil Spending web page at [www.cde.ca.gov/ds/fd/ec](http://www.cde.ca.gov/ds/fd/ec). For information on teacher salaries for all districts in California, see the CDE Certificated Salaries & Benefits web page at [www.cde.ca.gov/ds/fd/cs](http://www.cde.ca.gov/ds/fd/cs). To look up expenditures and salaries for a specific school district, see the Ed-Data website at [www.ed-data.org](http://www.ed-data.org).

## District Financial Data


This table displays district teacher and administrative salary information and compares the figures to the state averages for districts of the same type and size based on the salary schedule. Note: The district salary data does not include benefits.

Salary Data	2016-17 Fiscal Year	
	PYUSD	Similar Sized District
<b>Beginning teacher salary</b>	\$44,188	\$47,903
<b>Midrange teacher salary</b>	\$81,921	\$74,481
<b>Highest teacher salary</b>	\$102,774	\$98,269
<b>Average elementary school principal salary</b>	\$115,316	\$123,495
<b>Average middle school principal salary</b>	\$117,673	\$129,482
<b>Average high school principal salary</b>	\$134,603	\$142,414
<b>Superintendent salary</b>	\$297,000	\$271,429
<b>Teacher salaries: percentage of budget</b>	37%	35%
<b>Administrative salaries: percentage of budget</b>	5%	5%

## School Financial Data

The following table displays the school's average teacher salary and a breakdown of the school's expenditures per pupil from unrestricted and restricted sources.

School Financial Data	
2016-17 Fiscal Year	
<b>Total expenditures per pupil</b>	\$7,331
<b>Expenditures per pupil from restricted sources</b>	\$2,041
<b>Expenditures per pupil from unrestricted sources</b>	\$5,289
<b>Annual average teacher salary</b>	\$83,182



## Financial Data Comparison

This table displays the school's per-pupil expenditures from unrestricted sources and the school's average teacher salary and compares it to the district and state data.

Financial Data Comparison	2016-17 Fiscal Year	
	Expenditures Per Pupil From Unrestricted Sources	Annual Average Teacher Salary
<b>Mabel Paine ES</b>	\$5,289	\$83,182
<b>PYUSD</b>	\$7,712	\$83,938
<b>California</b>	\$7,125	\$80,764
<b>School and district: percentage difference</b>	-31.4%	-0.9%
<b>School and California: percentage difference</b>	-25.8%	+3.0%

## Expenditures Per Pupil

Supplemental/restricted expenditures come from money whose use is controlled by law or by a donor. Money that is designated for specific purposes by the district or governing board is not considered restricted. Basic/unrestricted expenditures are from money whose use, except for general guidelines, is not controlled by law or by a donor.

# Mabel Paine Elementary School



Data for this year's SARC was provided by the California Department of Education and school and district offices. For additional information on California schools and districts and comparisons of the school to the district, the county and the state, please visit DataQuest at <http://dq.cde.ca.gov/dataquest>. DataQuest is an online resource that provides reports for accountability, test data, enrollment, graduates, dropouts, course enrollments, staffing and data regarding English learners. Per Education Code Section 35256, each school district shall make hard copies of its annually updated report card available, upon request, on or before February 1.

All data accurate as of December 2018.

## School Accountability Report Card

PUBLISHED BY:

**SIA** School  
Innovations  
& Achievement  
[www.sia-us.com](http://www.sia-us.com) | 800.487.9234