


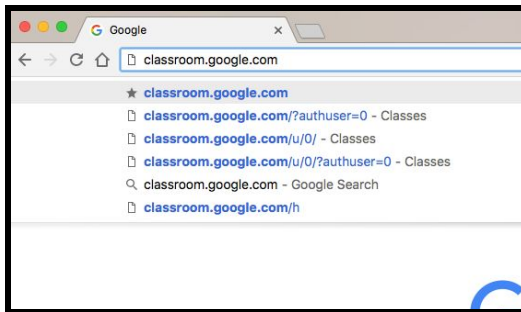
Logging into Google Classroom

Video tutorial

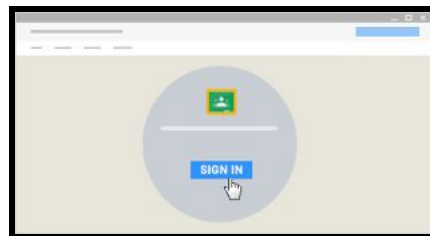
1. Open the browser on your computer or Chromebook.
Although Google Chrome works best with classroom, you can use Internet Explorer, Safari, or Mozilla Firefox if not using a Chromebook.



2. In the address bar, type: `classroom.google.com` or click the Classroom icon from the 'Apps' menu



3. Click "Sign in"



4. Remember, your username is your graduation year, first initial, last name, @otsegoknights.org (ex. 28jsmith@otsegoknights.org).
5. Once you are logged in, you should see all available classes listed.
Click on a class to see instructions from your teachers.

Don't have a computer? Download the Google Classroom app! Open the app and follow on-screen instructions to log in!*