



# MAGNOLIA ELEMENTARY SCHOOL DISTRICT

# 2018-19 Overview

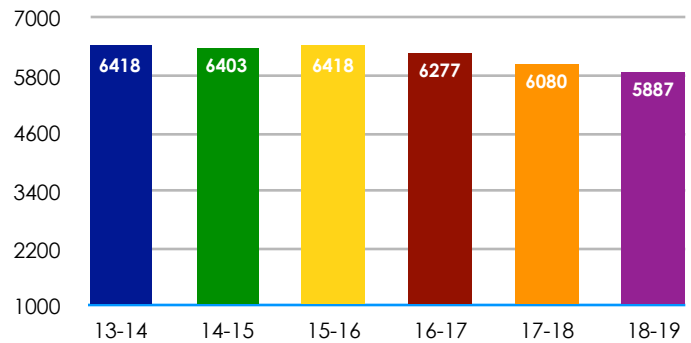
Updated on April 8th, 2019

## OVERVIEW

Magnolia School District provides a challenging educational program for pre-kindergarten through sixth grade students in the western portion of the City of Anaheim and parts of the Cities of Stanton and Buena Park. Rigorous academics and innovative school programs emphasizing English Language Development, Science, Technology, Engineering and Math (STEM), the Arts, Character Education, and strong community and parent partnerships are hallmarks of our District.

The District values positive, collaborative relationships with 751 certificated and classified employees. Our dedicated and talented staff are committed to helping ALL students meet their full potential!

### Student Enrollment K-6 as per CDE\*



Magnolia School District also serves an additional 589 students in preschool programs

\* Based on CDE year end count except for current year enrollment

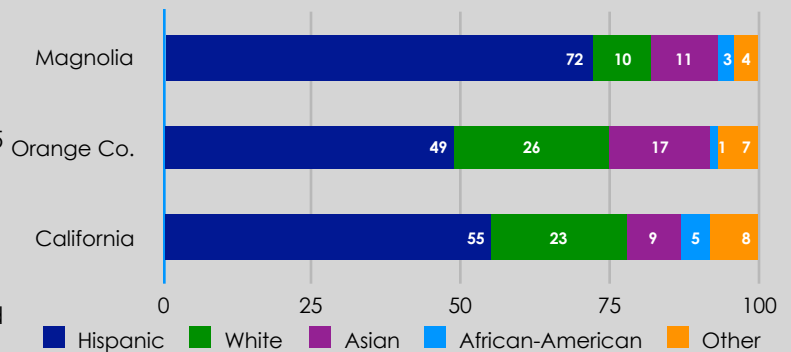
## DEMOGRAPHICS

The District has a diverse student population of 5,887 students. Student ethnic make-up is 72 percent Hispanic or Latino; 10 percent White; 3 percent African-American; 11 percent Asian; and 4 percent other. Our diverse student population has over 35 languages spoken at home.

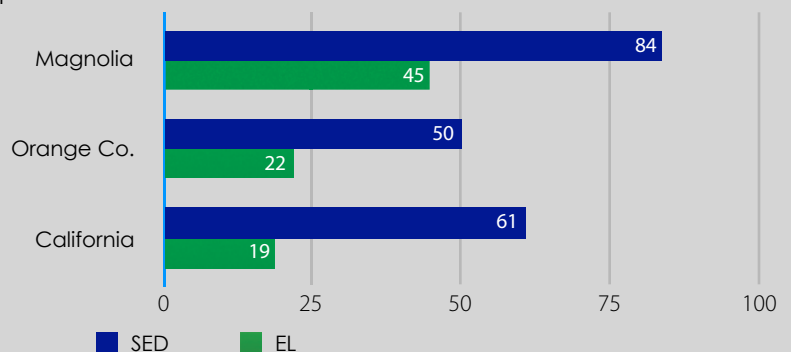
Based on the 2017-18 demographic data, approximately 84 percent of our students were classified as Socioeconomically Disadvantaged (SED) and 45 percent of students were classified as English Learners (EL).

The District's comprehensive and progressive instructional and student support programs are designed to meet the needs of all learners, including those who face economic and language challenges.

### Enrollment by Ethnicity



### Socioeconomically Disadvantaged (SED) and English Learners (EL)



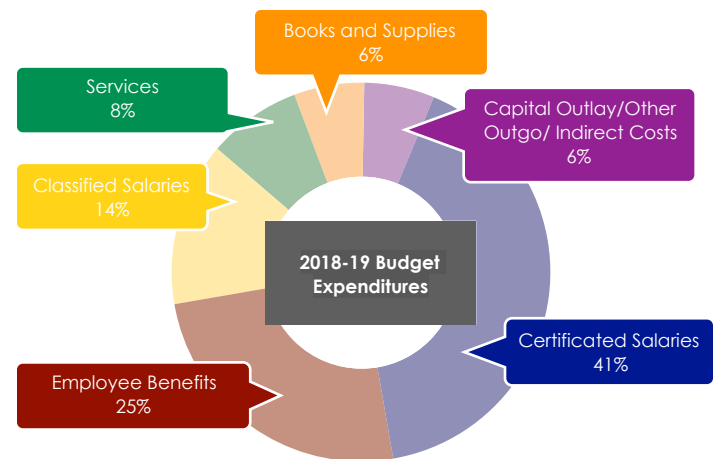
## THE DISTRICT'S BUDGET

The General Fund is the primary source that funds most TK-6 district operations, services, and employee salaries/benefits. The District also oversees restricted funds such as Federal Categorical programs (e.g., Title I, Title II, etc.). All of these funds combined add up to more than \$78 million. The following chart is the General Fund summary for 2018-19 Adopted Budget.

Beginning Fund Balance	16,490,185
<b>Revenues</b>	
LCFF	62,071,978
Federal Sources	4,320,105
Other State Revenue	11,019,158
Other Local Revenue	1,475,745
<b>Total Revenues</b>	<b>78,886,986</b>
<b>Expenditures</b>	
Certificated Salaries	31,942,573
Classified Salaries	11,171,314
Employee Benefits	19,355,663
<b>Total Employee Cost</b>	<b>62,469,550</b>
Books and Supplies	4,549,233
Services, Other Operating Expenses	6,438,431
Capital Outlay	1,584,500
Other Outgo	2,734,815
Direct Support/Indirect Costs	(240,768)
<b>Other Expenses</b>	<b>15,066,211</b>
<b>Total Expenditures</b>	<b>77,535,761</b>
<b>Transfer out to Measure I Projects</b>	<b>450,000</b>
<b>Net Incr (Decr) in Fund Balance</b>	<b>901,225</b>
<b>Ending Fund Balance</b>	<b>17,391,410</b>
<b>Ending Fund Balance Components</b>	
Revolving Cash	50,000
Stores	90,221
3% Required Reserve	2,359,984
Restricted Fund Balance	1,787,055
Assigned Fund Balance Portable Classroom Replacement	1,000,000
Assigned Fund Balance Textbook Adoption	1,000,000
Assigned Fund Balance Facility Maintenance	1,000,000
Assigned Fund Balance Reserve for STRS & PERS retirement	3,500,000
Assigned LCFF and District Priorities	2,740,000
Assigned Fund Balance Construction in Progress	3,864,150
<b>Ending Fund Balance</b>	<b>17,391,410</b>

### WHERE THE DISTRICT SPENDS ITS MONEY

The District dedicates the majority of its budget to educational services for its students. Less than 5 percent of total expenditures go to administration. The statewide average is 7 percent. The rest goes to support teachers, classified personnel, and resources in the day-to-day operations of educating district students. Salaries and benefits for all employees total 80 percent of unrestricted General Fund expenditures.



### ENERGY SAVINGS PROJECT

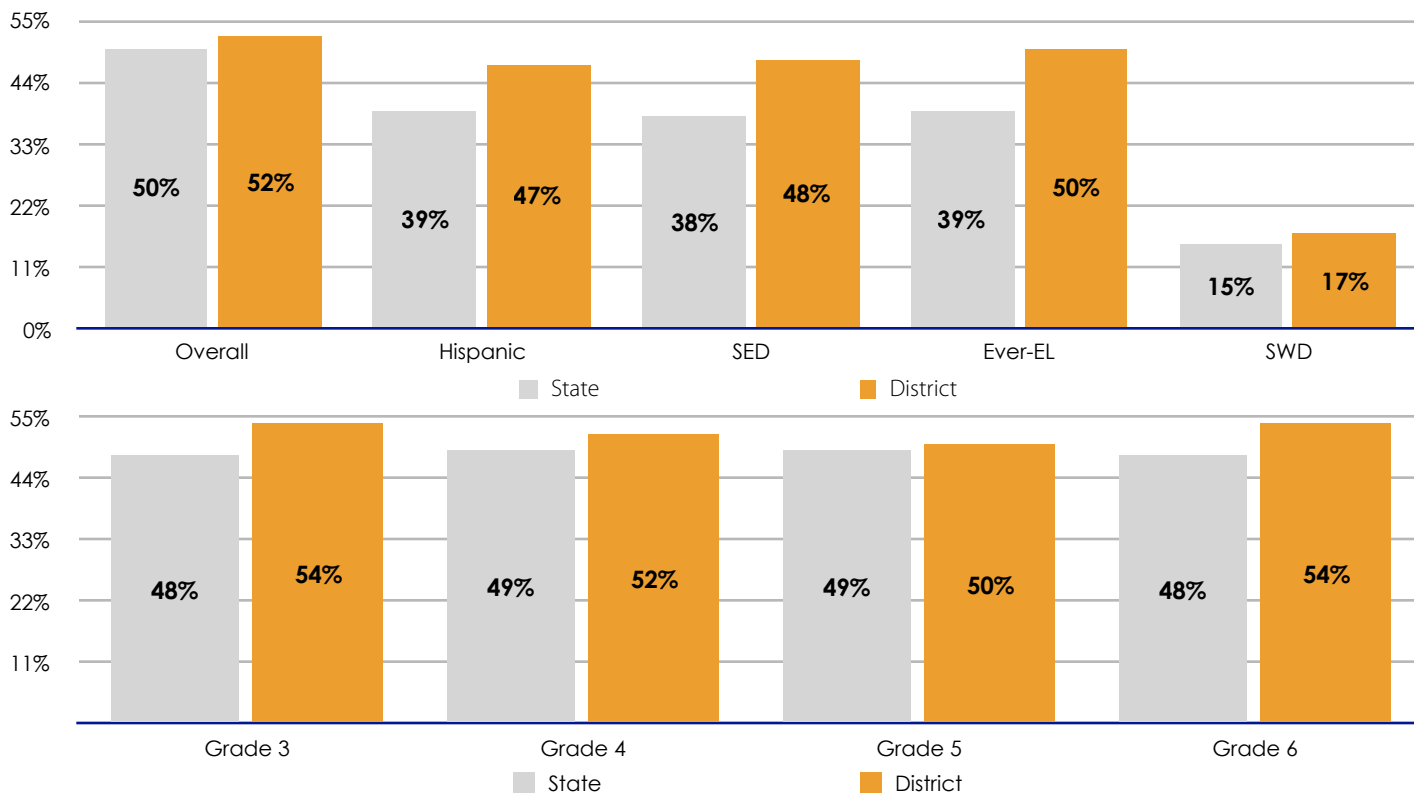
Magnolia School District has partnered with ENGIE to develop and deliver a comprehensive energy efficiency program that provides maximum value and benefit for students. With a primary focus on delivering infrastructural improvement, reducing electricity consumption and providing clean on-site renewable solar power.

- Reduce energy consumption for District Facilities by over 3,437,847 kWh annually
- Installation of 507 wireless, networked control that will more easily collect operating data on HVAC equipment and remotely monitor space comfort conditions
- Replace 379 aging HVAC units with high efficiency units
- Installation of 1.04 MW of solar photovoltaics (PV) on shade structures across 11 District sites, which will produce clean, on-site renewable energy generation
- Implement 5,966 interior/exterior LED lighting fixtures throughout the District
- Provide 18 high efficiency transformers across the various schools
- Customize Science, Technology, Engineering and Math (STEM) educational component for teacher and students which includes Living Laboratories, workshops, lessons plans and more
- We are guaranteed a net savings of nearly \$10 million over 30 years. However, we estimate that our savings will be even more

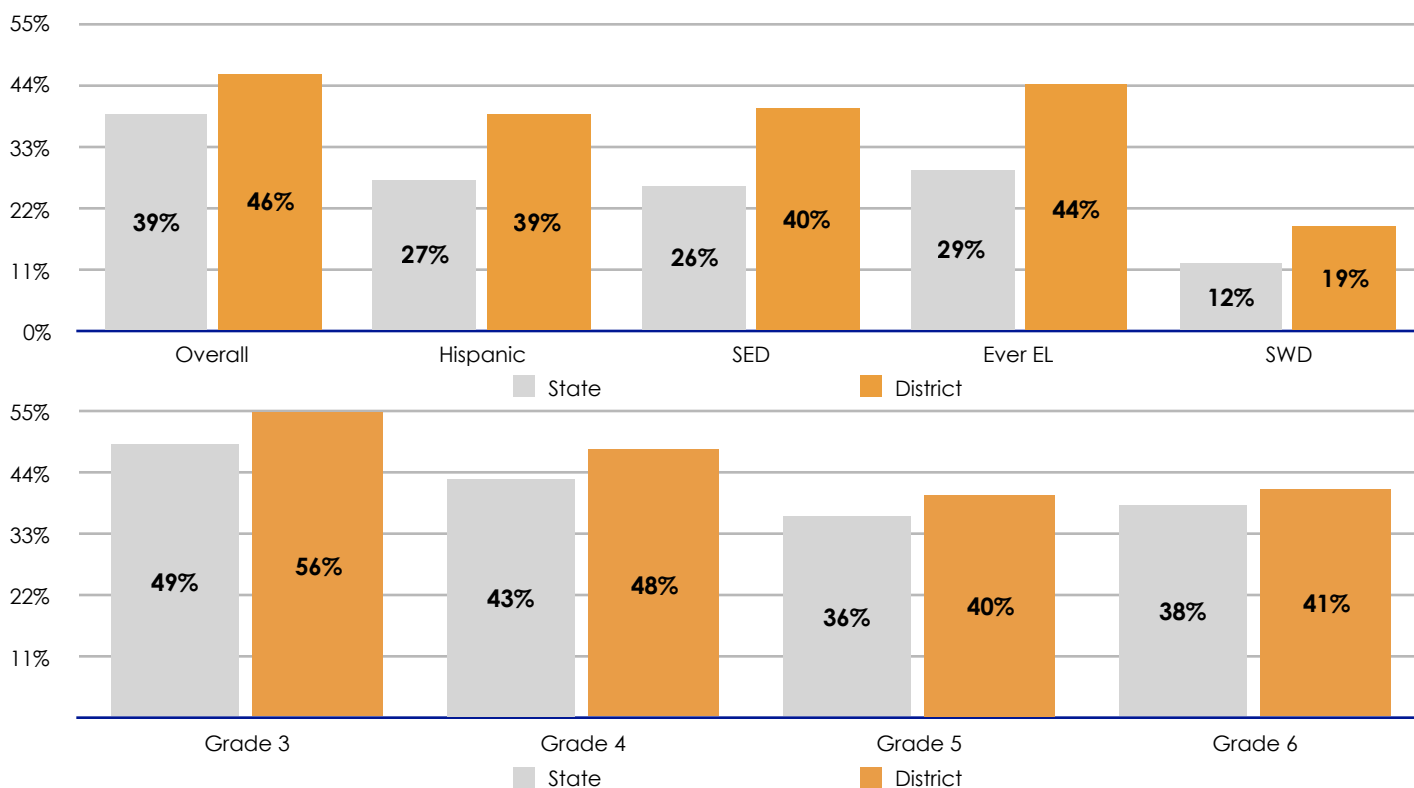
## KEEPING THE FOCUS ON STUDENTS

During May, all students in grades three through six take a statewide assessment under the California Assessment of Student Performance and Progress (CAASPP). The assessment is a computer-adaptive test that measures critical thinking and analytical skills. We are proud of the fact that Magnolia School District students consistently exceed the State average scores in all grade levels in mathematics, and in English language arts. We are confident that our students will continue to make great growth in years to come.

**Magnolia School District English Language Arts CAASPP Scores 2017-18**  
 % of Students who Met or Exceeded Standard



**Magnolia School District Mathematics CAASPP Scores 2017-18**  
 % of Students who Met or Exceeded Standard



## THE LOCAL CONTROL ACCOUNTABILITY PLAN

The Local Control Funding Formula (LCFF) represents a major shift in how California funds local school districts. Under LCFF, most State categorical programs are eliminated and school districts receive funding based on the demographic profile of the students they serve and are expected to meet enhanced accountability requirements. The Local Control Accountability Plan (LCAP) is the accountability component of the LCFF. The LCAP will be the primary method in which the district shares performance data, needs, actions, and anticipated outcomes that will guide the use of the LCFF funding.

### ONGOING INVESTMENTS

- **IMPLEMENTED** Summer Learning Academies: A Language and Literacy Academy, 3rd Grade STEM Academy, and Extended School Year for students with special needs.
- **IMPLEMENTED** STEM Certification for Teachers
- **IMPLEMENTED** high quality professional development
- **INVESTED** in student devices and peripherals
- **INVESTED** in classroom presentation technology
- **HIRED** additional academic and social-emotional support staff address specific student needs
- **HIRED** music teachers
- **HIRED** additional custodians and maintenance/grounds personnel to keep schools and classrooms clean and well maintained
- **IMPLEMENTED** MSD Arts Education Plan (music/arts integration)
- **HIRED** School Office support staff
- **HIRED** District and Site Parent Involvement Liaisons
- **HIRED** Nursing and attendance personnel

## FINGERTIP FACTS ABOUT THE DISTRICT

### GENERAL INFORMATION

Total Enrollment	5,887
LCFF	62,071,978
Number of School Sites	9

### CLASS SIZES

TK-K	24:1
Grades 1-3	24:1
Grades 4-6	32:1

### INCOME AND EXPENDITURES

Total General Fund income and sources	78,886,986
Total General Fund expenses and other uses	77,985,761
Funding per ADA (per LCFF formula)	9,723
Total Employee Cost	62,469,550
Average teacher salary	91,297
Average contribution to health and welfare benefits	11,183
CA Lottery income as percentage of revenue	1.6%
Income received from the California Lottery	1,158,400

### STAFFING

Total Number of District Employees	751
Teachers	256
Other Certificated Support	72
Classified Employees	396
Certificated Administrators	20
Classified Administrators	7

### BOARD OF TRUSTEES

Nathan Zug, President  
 Barbara Clendineng, Clerk  
 Barbara Quintana, Trustee  
 Gary Shields, Trustee  
 Esther Wallace, Trustee

### SUPERINTENDENT

Dr. Frank Donovan

2705 W. Orange Ave Anaheim, CA 92804

ph. 714.761.5533 fax 714.761.2771

<http://www.magnoliasd.org>