

HAMPDEN-WILBRAHAM REGIONAL SCHOOL DISTRICT PROFILE

Superintendent's Statement

The Hampden-Wilbraham Regional School District is a fully accredited public school district educating approximately 3,061 students in grades PreK to 12. HWRSD maintains seven school buildings: one elementary and one middle school in Hampden, and three elementary, one middle and the regional high school in Wilbraham. A newly-constructed, technologically-advanced, safe and highly efficient Minnechaug Regional High School opened its doors to students in August 2012. The District is driven by a strong vision that shapes the development of school and district-wide improvement goals and improvement plans. Together, students, parents and staff work together as a true "community of learners" dedicated to a tradition of educational excellence. HWRSD students regularly demonstrate high levels of achievement and accomplishments in academics, athletics, community service and the arts. HWRSD parents and the wider community are actively involved in the educational process. HWRSD employees provide our students with a range of academic experiences and services, a well-coordinated and aligned program of curriculum and instruction and a firm commitment to maintaining healthy and safe learning environments. HWRSD is committed to working with all stakeholders to provide educational excellence in a cost-effective, efficient manner.



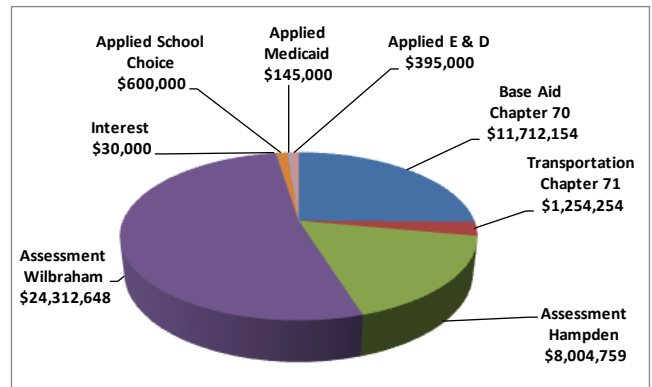
www.hwrSD.org

2014-2017 HWRSD District Improvement Plan

- Goal One:** Safety and Wellbeing: Development of policies, practices and strategies that promote the safety and wellbeing of the District's students and staff.
- Goal Two:** Meeting the Needs of all Learners: Consistent and effective focus on student achievement with attention to transitional planning, the social and academic curriculum and a tiered model of instruction.
- Goal Three:** 21st Century Teaching and Learning: Continually strengthen HWRSD's commitment and frameworks for designing a 21st Century approach to education.
- Goal Four:** Learning and Achievement: Focused implementation of a systematic and cyclical process of curriculum renewal and development at all grades, in all disciplines and the development and implementation of a personnel infrastructure that supports teaching and learning and improves achievement outcomes for all children.

Our 2017-2018 Operating Budget \$46,453,815

Base Aid Chapter 70	11,712,154
Transportation Chapter 71	1,254,254
Assessment Hampden (23.5884%)	8,004,759
Assessment Wilbraham (76.4116%)	24,312,648
Interest	30,000
Applied School Choice	600,000
Applied Medicaid	145,000
Applied E & D	395,000



Our District

Accreditation	NEASC
Accountability and Assistance Level - District	Level 2
Green Meadows – Title I School (TA)	Level 2
Soule Road - Title I School (TA)	Level 2
Stony Hill - Title I School (TA)	Level 2
Thornton W. Burgess - Title I School (TA)	Level 2
Wilbraham Middle – Non-Title I School (NT)	Level 2
Minnechaug - Non-Title I School (NT)	Level 2
Mile Tree - Non-Title I School (NT)	Not Applicable

Our Schools	
Number of Campuses for 2017-18	
Elementary Schools	5
Middle Schools	2
High Schools	1
Total Square Feet	701,839
District Size	42.08 sq. miles

Our Students Source: Department of Education

Our Vision

In pursuit of educational excellence, the Hampden-Wilbraham Regional School District envisions an interactive learning community of creative, passionate thinkers in a safe and healthy environment, embracing opportunities to contribute to and compete in a global society while valuing honesty, integrity, responsibility, and respect for each individual.

THINKERS EDUCATIONAL EXCELLENCE

Enrollment by Race/Ethnicity (2017-18)		
Race	% of District	% of State
African American	2.5	9
Asian	2.5	6.9
Hispanic	5.9	20
Native American	0.2	0.2
White	85.7	60.1
Native Hawaiian, Pacific Islander	0.1	0.1
Multi-Race, Non-Hispanic	3.1	3.6

Enrollment by Gender (2017-18)		
	District	State
Male	1,518	489,172
Female	1,543	464,753
Total	3,061	953,925

Enrollment By Grade (2017-18)														Total	
	PK	K	1	2	3	4	5	6	7	8	9	10	11	12	
Green Meadows	14	32	41	35	47	42	40	0	0	0	0	0	0	0	251
Mile Tree	59	141	149	0	0	0	0	0	0	0	0	0	0	0	349
Minnechaug	0	0	0	0	0	0	0	0	0	0	261	270	301	275	1,107
Soule Road	0	0	0	0	0	167	177	0	0	0	0	0	0	0	344
Stony Hill	0	0	0	142	155	0	0	0	0	0	0	0	0	0	297
Thornton Burgess	0	0	0	0	0	0	0	28	34	43	0	0	0	0	105
Wilbraham Middle	0	0	0	0	0	0	0	194	195	219	0	0	0	0	608
District	73	173	190	177	202	209	217	222	229	262	261	270	301	275	3,061

Nutrition Services

Lunch Price	Elem/MS \$2.75, HS \$3.00
Avg. Complete Lunches Served Daily	1,395
Avg. Equivalent Meals Served Daily	575
Avg. Total Meals Served Daily	1,970

Geographical Information

Hampden	19.65 Sq. Miles
Population (2015)	5,223
FY18 Tax Rate	\$20.00

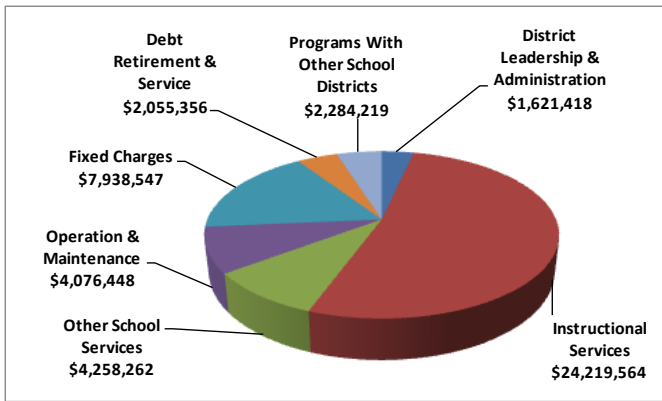
Wilbraham	22.43 Sq. Miles
Population (2015)	14,638
FY18 Tax Rate	\$22.64

Regional Transportation

Number of Buses Running Daily	46
Cost per Bus Regular Transportation	\$57,916
Cost per Bus Special Education Transportation	\$67,732

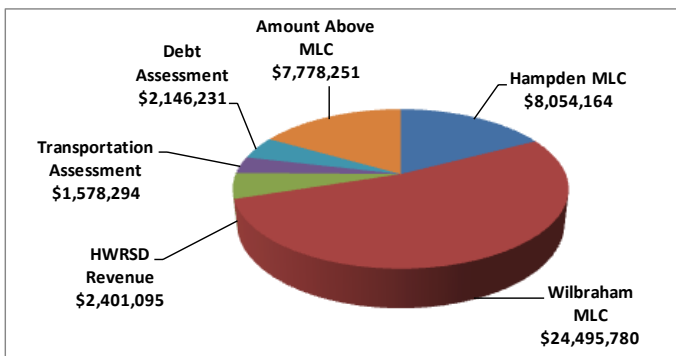
Financial/Basic Data

Our 2017-2018 Expenditures \$46,453,815



Federal Grants	\$1,585,090
State Grants	\$207,500
Per Pupil Expenditure (2017)	\$14,485
Per Pupil Expenditure State Average (2017)	\$15,545

FY18 Budget At A Glance



2017 Next Generation MCAS Test Results

Percent of Students Scoring Proficient or Higher

Grade	Reading	Math	ELA	Science
Grade 3	56	53		
Grade 4		55	50	
Grade 5		44	62	55
Grade 6		50	61	
Grade 7		54	62	
Grade 8		54	68	52
Grade 10		83	94	72

Performance/Student Data

Our District Accreditation NEASC
 NEASC 2009 Accountability Ratings Academically Acceptable

2017 Next Generation MCAS % Proficient or Higher	
ELA	66%
Math	56%
Science	60%

Additional Academic Facts

2017 Number of Graduates	275
% Continuing Education	91

2017-2018 Employees

Total Number of Employees	502
Administrative	16
Custodial/Maintenance	25
Food Service	28
Independents	40
Nurses	9
Paraprofessionals	99
Teachers, Counselors, ETL's, Psychologists, Therapists	264
Clerical	21

Teacher Salary (BA Step 1)	\$44,310
Teacher Salary (M +30 Step 1)	\$53,087
Teacher Retention Rate	87.5%

Teacher Data (2016-17) Source: DESE	District	State
Total # of Teachers	204	72,090.00
% of Teachers Licensed in Teaching Assignment	100	97.4
Total # of Classes in Core Academic Areas	959	349,006
Who are Highly Qualified	99.1	96.3
Student/Teacher Ratio	15.2 to 1	13.2 to 1

Debt Service Schedules

	FY18
School Building Addition	
• \$930,000 Stony Hill School & Mile Tree School	\$14,866
School Project	
• \$2,738,000 Green Meadows School	\$212,400
School Building Project	
• \$22,000,000 Minnechaug Regional High School	\$1,003,425
• \$18,835,000 Re-Bond Minnechaug Regional High School	\$329,718
• \$7,025,000 Minnechaug Regional High School	\$455,294
• \$5,030,000 Minnechaug Regional High School	\$276,938
Sewer Betterment	
• \$1,351,600 Hampden-Wilbraham RSD	\$108,128
Total FY18 Debt Service Amount	\$2,400,769