

Preliminary DF3 17-18

Grade	ELA		Math	
	Level 3 Cut Score	Distance from 3	Level 3 Cut Score	Distance from 3
3	2432	-52	2436	-39
4	2473	-46	2485	-69
5	2502	-53	2528	-86
Avg.		-50		-65

Wayside



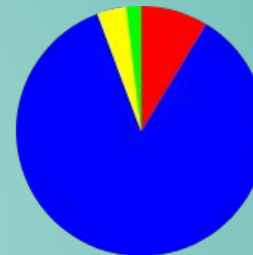
17/18 Attendance:	95.26%
17/18 Enrollment:	762
17/18 EL Population:	39.9%

EL Reclassification

2015-16		2016-17		2017-18	
# of Students	%	# of Students	%	# of Students	%
20	5.3%	46	11.8%	66	19.4%

Principal - Dylan Capilla
Vice Principal - Kathryn Gregory

Demographic Data:



85.6%	Hispanic
8.7%	African American
3.8%	White
1.9%	Other





Smarter Balanced Data (3 yr Trend)


		African American				Hispanic				White				Other				School Wide			
		Not Met	Nearly Met	Met	Exceed.	Not Met	Nearly Met	Met	Exceed.	Not Met	Nearly Met	Met	Exceed.	Not Met	Nearly Met	Met	Exceed.	Not Met	Nearly Met	Met	Exceed.
ELA	17-18	67%	21%	12%	0%	44%	25%	22%	9%	50%	11%	33%	6%	N/A	N/A	N/A	N/A	46%	24%	22%	8%
	16-17	71%	18%	7%	4%	45%	26%	19%	10%	63%	6%	19%	13%	N/A	N/A	N/A	N/A	48%	25%	18%	10%
	15-16	66%	22%	9%	3%	50%	22%	21%	8%	53%	33%	13%	0%	N/A	N/A	N/A	N/A	51%	22%	19%	8%
Math	17-18	65%	32%	0%	3%	45%	32%	18%	4%	50%	33%	0%	17%	N/A	N/A	N/A	N/A	47%	32%	16%	5%
	16-17	62%	31%	3%	3%	40%	32%	19%	10%	38%	38%	13%	13%	N/A	N/A	N/A	N/A	42%	32%	17%	9%
	15-16	72%	19%	6%	3%	46%	32%	18%	4%	43%	50%	7%	0%	N/A	N/A	N/A	N/A	48%	31%	16%	4%

Note: N/A displayed for <10 students.

California School Dashboard

Status and Change Report

State Indicator	All Student Performance	Status	Change
Chronic Absenteeism	N/A	N/A	N/A
Suspension Rate		High 3.7%	Increased Significantly
English Learner Progress		Low 63.6%	Increased Significantly +2.5%
English Language Arts		Low 52.1 points below level 3	Increased +15.4%
Mathematics		Low 60.7 points below level 3	Increased +6.5 points

Performance Levels:  Blue (Highest)  Green  Yellow  Orange  Red (Lowest)

Staffing Structure

Kinder Teachers 7
1st Grade Teachers 5
2nd Grade Teachers 6
3rd Grade Teachers 5
4th Grade Teachers 5
5th Grade Teachers 4
Special Ed Teachers 3
Support Staff by Position Academic Coach - 2

Wayside



School Programs

SPED - M/M, AUT

State Pre-K

Regional Parent Center

Thinking Maps School