




SAMPLES OF STANDARDS STUDENTS ARE LEARNING THIS NINE WEEKS:

Kindergarten Math


STANDARDS: K.CC.1, K.CC.2, K.CC.3, K.CC.4, K.CC.5, K.CC.6

K.CC.1

Count to 100 by 10's



80 90 100



40 50 60

Correct Answers: 80 and 60

K.CC.2

Your child should be able to count up to 20 from any given number.

Start at 8 and count to 20!

8, __, __, __, __, __, __, __, __, __, __, __, __, 20

Correct Answer: 8,9,10,11,12,13,14,15,16,17,18,18,20

K.CC.3

Your child should be able to write the numbers 0-10 in order.

0 1 2 3 4 5 6 7 8 9 10


Your child should be able to count objects and write the number that represents the group.



Correct Answer: 6

K.CC.4

Draw a line from each object to a number starting with 1. Then, circle the number that tells how many things.





1 2 3 4

1 2 3 4

K.CC.5

Your child should be able to look at 0-10 dots in a line, rectangular array, or circle and identify the amount of dots without stopping and counting them. They should also be able to match an object with each of these dots to help them count “how many” or the amount on the card.



K.CC.6

Your child should be able to understand what greater than, less than, and equal to means when looking at objects in a group up to 10.



is less than



is more than