


Preliminary DF3 17-18

Grade	ELA		Math	
	Level 3 Cut Score	Distance from 3	Level 3 Cut Score	Distance from 3
3	2432	-24	2436	-23

EL Reclassification

2015-16		2016-17		2017-18	
# of Students	%	# of Students	%	# of Students	%
25	5.9%	18	5%	11	3.1%

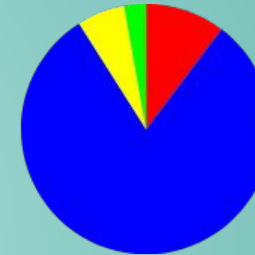
Owens Pri.



Principal - Sarita Arredondo
Vice Principal - Melissa Mabry

17/18 Attendance:	94.08%
17/18 Enrollment:	696
17/18 EL Population:	46.4%

Demographic Data:



80.7%	■	Hispanic
10.3%	■	African American
6.2%	■	White
2.8%	■	Other





Smarter Balanced Data (3 yr Trend)



		African American				Hispanic				White				Other				School Wide			
		Not Met	Nearly Met	Met	Exceed.	Not Met	Nearly Met	Met	Exceed.	Not Met	Nearly Met	Met	Exceed.	Not Met	Nearly Met	Met	Exceed.	Not Met	Nearly Met	Met	Exceed.
ELA	17-18	47%	13%	7%	33%	46%	18%	14%	23%	7%	13%	13%	67%	N/A	N/A	N/A	N/A	42%	16%	13%	29%
	16-17	47%	29%	12%	12%	36%	26%	13%	25%	N/A	N/A	N/A	N/A	N/A	N/A	N/A	N/A	34%	27%	12%	27%
	15-16	47%	12%	18%	24%	50%	19%	17%	14%	N/A	N/A	N/A	N/A	N/A	N/A	N/A	N/A	48%	18%	16%	18%
Math	17-18	33%	27%	20%	20%	50%	19%	13%	17%	13%	0%	27%	60%	N/A	N/A	N/A	N/A	44%	19%	15%	22%
	16-17	56%	17%	11%	17%	42%	20%	23%	15%	N/A	N/A	N/A	N/A	N/A	N/A	N/A	N/A	42%	18%	22%	18%
	15-16	65%	0%	18%	18%	52%	23%	13%	12%	N/A	N/A	N/A	N/A	N/A	N/A	N/A	N/A	51%	21%	14%	14%

Note: N/A displayed for <10 students.

California School Dashboard

Status and Change Report

State Indicator	All Student Performance	Status	Change
Chronic Absenteeism	N/A	N/A	N/A
Suspension Rate		Medium 1.7%	Declined -0.5
English Learner Progress		Low 65.7%	Increased +5.3
English Language Arts		Low 40.2 points below level 3	Increased Significantly +27.4 points
Mathematics		Low 38.2 points below level 3	Increased Significantly 32.3 points

Performance Levels:  Blue (Highest)  Green  Yellow  Orange  Red (Lowest)

Owens Pri.



Staffing Structure

Kinder Teachers 9
1st Grade Teachers 7
2nd Grade Teachers 9
3rd Grade Teachers 8
Special Ed Teachers 6
Support Staff by Position Academic Coach - 1 Acad. Program Leader - 1

School Programs

GATE
SPED - M/M, AUT, AUT HF, SH, ED
State Pre-K
Regional Parent Center
Thinking Maps School (by Dec. of 2017)