

# HAMPDEN-WILBRAHAM REGIONAL SCHOOL DISTRICT PROFILE

## Superintendent's Statement

The Hampden-Wilbraham Regional School District is a fully accredited public school district educating approximately 3,200 students in grades PreK to 12. HWRSD maintains seven school buildings: one elementary and one middle school in Hampden, and three elementary, one middle and the regional high school in Wilbraham. A newly-constructed, technologically-advanced, safe and highly efficient Minnechaug Regional High School opened its doors to students in August 2012. The District is driven by a strong vision that shapes the development of school and district-wide improvement goals and improvement plans. Together, students, parents and staff work together as a true "community of learners" dedicated to a tradition of educational excellence. HWRSD students regularly demonstrate high levels of achievement and accomplishments in academics, athletics, community service and the arts. HWRSD parents and the wider community are actively involved in the educational process. Over 500 HWRSD employees provide our students with a range of academic experiences and services, a well-coordinated and aligned program of curriculum and instruction and a firm commitment to maintaining healthy and safe learning environments. HWRSD is committed to working with all stakeholders to provide educational excellence in a cost-effective, efficient manner.



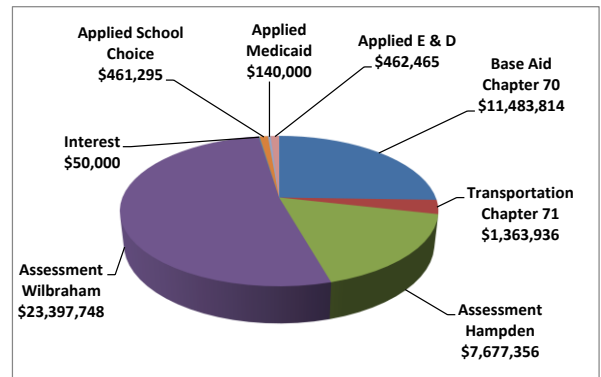
[www.hwrSD.org](http://www.hwrSD.org)

### 2014-2017 HWRSD District Improvement Plan

- Goal One:** Safety and Wellbeing: Development of policies, practices and strategies that promote the safety and wellbeing of the District's students and staff.
- Goal Two:** Meeting the Needs of all Learners: Consistent and effective focus on student achievement with attention to transitional planning, the social and academic curriculum and a tiered model of instruction.
- Goal Three:** 21<sup>st</sup> Century Teaching and Learning: Continually strengthen HWRSD's commitment and frameworks for designing a 21<sup>st</sup> Century approach to education.
- Goal Four:** Learning and Achievement: Focused implementation of a systematic and cyclical process of curriculum renewal and development at all grades, in all disciplines and the development and implementation of a personnel infrastructure that supports teaching and learning and improves achievement outcomes for all children.

### Our 2015-2016 Operating Budget \$45,036,613

Base Aid Chapter 70	11,483,814
Transportation Chapter 71	1,363,936
Assessment Hampden (24.1941%)	7,677,356
Assessment Wilbraham (75.8059%)	23,397,748
Interest	50,000
Applied School Choice	461,295
Applied Medicaid	140,000
Applied E & D	462,465



### Our District

#### Accreditation

Accountability and Assistance Level - District	NEASC
Green Meadows - Title I School (TA)	Level 2
Soule Road - Title I School (TA)	Level 1
Stony Hill - Title I School (TA)	Level 2
Thornton W. Burgess - Title I School (TA)	Level 2
Wilbraham Middle - Non-Title I School (NT)	Level 2
Minnechaug - Non-Title I School (NT)	Level 1
Mile Tree - Non-Title I School (NT)	Not Applicable

#### Our Schools

Number of Campuses for 2015-2016	7
Elementary Schools	5
Middle Schools	2
High Schools	1
Total Square Feet	701,839
District Size	42.08 sq. miles

#### Our Students

Enrollment by Race/Ethnicity (2014-15)		
Race	% of District	% of State
African American	2.7	8.7
Asian	2.9	6.3
Hispanic	5.2	17.9
Native American	0.1	0.2
White	86.1	63.7
Native Hawaiian, Pacific Islander	0.1	0.1
Multi-Race, Non-Hispanic	2.9	3.1

Enrollment by Gender (2014-15)		
	District	State
Male	1,605	489,731
Female	1,635	466,113
Total	3,240	955,844

**Our Vision**

In pursuit of educational excellence, the Hampden-Wilbraham Regional School District envisions an interactive learning community of creative, passionate thinkers in a safe and healthy environment, embracing opportunities to contribute to and compete in a global society while valuing honesty, integrity, responsibility, and respect for each individual.

RESPECT

ENVIRONMENT INDIVIDUAL

GLOBAL INTEGRITY

COMMUNITY VALUING

CREATIVE COMMUNITY EMBRACING

PASSIONATE ENVISION

EMBRACING

THINKERS EDUCATIONAL EXCELLENCE

CONTRIBUTE VALUING

SAFE

Total Enrollment based on October 1 preceding year 10/1/14 3,240

Enrollment By Grade (2015-16)															
	PK	K	1	2	3	4	5	6	7	8	9	10	11	12	Total
Green Meadows	31	42	49	41	44	44	0	0	0	0	0	0	0	0	251
Mile Tree	42	129	136	0	0	0	0	0	0	0	0	0	0	0	307
Minnechaug	0	0	0	0	0	0	0	0	0	0	313	279	293	280	1,165
Soule Road	0	0	0	0	0	169	169	0	0	0	0	0	0	0	338
Stony Hill	0	0	0	150	161	0	0	0	0	0	0	0	0	0	311
Thornton Burgess	0	0	0	0	0	0	51	58	62	75	0	0	0	0	246
Wilbraham Middle	0	0	0	0	0	0	0	198	155	167	0	0	0	0	520
District	73	171	185	191	205	213	220	256	217	242	313	279	293	280	3,138

**Nutrition Services**

Lunch Price Elem/MS \$2.50, HS \$2.75  
 Avg. Complete Lunches Served Daily 1,600  
 Avg. Equivalent Meals Served Daily 530  
 Avg. Total Meals Served Daily 2,130

**Geographical Information**

Hampden 19.65 Sq. Miles  
 Population (2010) 5,139  
 FY16 Tax Rate

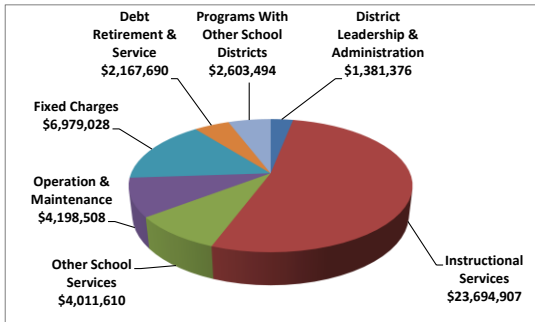
Wilbraham 22.43 Sq. Miles  
 Population (2010) 14,868  
 FY16 Tax Rate \$21.60

**Regional Transportation**

Number of Buses Running Daily 27  
 Cost per Bus \$46,363

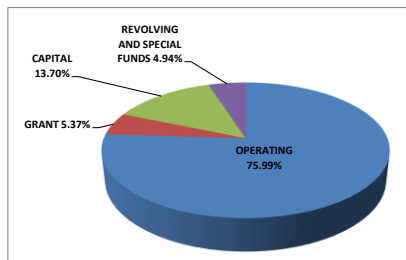
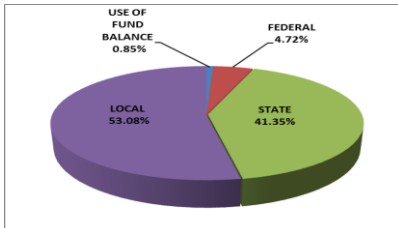
**Financial/Basic Data**

Our 2015-2016 Expenditures \$45,036,613



E & D Certified Balance \$ 1,349,190  
 Stabilization Fund 50,000  
 OPEB Trust Fund 50,000  
 Federal Grants 1,915,280  
 State Grants 222,090  
 Per Pupil Expenditure (2014) 13,344

**Percent of State Aid**



**2015 MCAS Test Results**

Percent of Students Scoring Proficient or Higher

Grade	Reading	Math	ELA	Science
Grade 3	73	85		
Grade 4		57	55	
Grade 5		67	76	65
Grade 6		67	81	
Grade 7		62	85	
Grade 8		55	85	42
Grade 10		87	98	75

**Performance/Student Data**

Our District Accreditation NEASC  
 NEASC 2009 Accountability Ratings Academically Acceptable

2015 MCAS % Proficient or Higher  
 ELA 80% Science 61%  
 Math 69%

**Additional Academic Facts**

2014 Number of Graduates 303  
 % Continuing Education 90

**Our Employees**

Total Number of Employees 460.57  
 Administrative 16.50  
 Custodial/Maintenance 26.62  
 Food Service 29.00  
 Independents 34.50  
 Nurses 8.75  
 Paraprofessionals 74.65  
 Teachers 251.8  
 Clerical 18.75

Teacher Salary (BA Step 1) \$41,757  
 Teacher Salary (M +30 Step 1) \$50,029  
 Teacher Retention Rate 87.5%

Teacher Data (2014-15)	District	State
Total # of Teachers	222.7	71,806.4
% of Teachers Licensed in Teaching Assignment	99.6	97.4
Total # of Classes in Core Academic Areas	1,166	351,065
Who are Highly Qualified	100	95.9
Student/Teacher Ratio	14.5 to 1	13.3 to 1

**Debt Service Schedules**

**FY16**  
 School Building Addition \$72,728  
 • \$930,000 Stony Hill School & Mile Tree School  
 School Project \$226,800  
 • \$2,738,000 Green Meadows School  
 School Building Project \$1,431,800  
 • \$22,000,000 Minnechaug Regional High School  
 • \$ 7,025,000 Minnechaug Regional High School \$464,294  
 • \$ 5,030,000 Minnechaug Regional High School 264,131  
 Sewer Betterment \$114,886  
 • \$1,351,600 Hampden-Wilbraham RSD  
 Total FY16 Debt Service Amount \$2,574,639