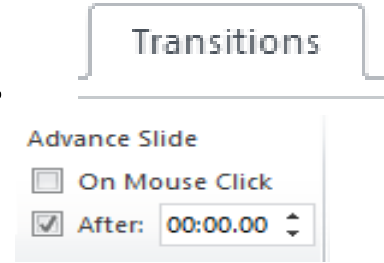


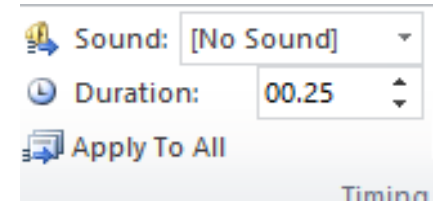
How to set the PowerPoint Presentation to run automatically?


1. Click the Transitions tab across the top.
2. Click in the box in front of After:



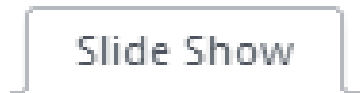
- to slow the animation you can add numbers in the far right .00 spot (the higher the number the slower it will go; anything between 00:00.00 – 00:00.05 works pretty well & is a good speed, where as 00:00.15 is really slow)
- Another tip to slow the animation down, is to duplicate each slide multiple, multiple times

3. Click on the down arrow next to Duration to 00.25 to begin with



4. Click the Apply to All button  (set this transitions for all the slides)

5. Click the Slide Show tab



6. Click From Beginning (to run the slide show all the way through)



7. Press the Esc key on the keyboard to get back to where you design your slides (Esc key is the key in the upper most left corner of the keyboard)