

How to access the Student Portal and retrieve student assessment report cards

Go to: www.texasassessment.com

Texas Assessment Management System

FOR FAMILIES | FOR ADMINISTRATORS | FOR EDUCATORS | ASSESSMENTS | CONTACT | EN ESPAÑOL

STAR
Statewide Assessment of Academic Readiness

UNDERSTANDING YOUR CHILD'S SCORE

A+ ALL ABOUT THE STAAR TEST

HOW TO HELP MY CHILD PREPARE

LITERACY AND LEXILE MEASURES

QUANTILE MEASURES

ANALYTIC PORTAL

FAQs

LEARN MORE ABOUT YOUR CHILD'S SCORE

Log in to the secure student portal to learn more about your child's score and how to help improve it.

Unique Student Access Code

Student's Date of Birth
Month Day Year

LOG IN TO STUDENT PORTAL 🔒

→ Find My Unique Student Access Code

OR

Texas Assessment Management System

FOR FAMILIES | FOR ADMINISTRATORS | FOR EDUCATORS | ASSESSMENTS | CONTACT | EN ESPAÑOL

STAR
Statewide Assessment of Academic Readiness

UNDERSTANDING YOUR CHILD'S SCORE

A+ ALL ABOUT THE STAAR TEST

HOW TO HELP MY CHILD PREPARE

LITERACY AND LEXILE MEASURES

QUANTILE MEASURES

ANALYTIC PORTAL

FAQs

LEARN MORE ABOUT YOUR CHILD'S SCORE

Log in to the secure student portal to learn more about your child's score and how to help improve it.

Unique Student Access Code

Student's Date of Birth
Month Day Year

LOG IN TO STUDENT PORTAL 🔒

→ Find My Unique Student Access Code

Lookup Student Access Code:

Student SS # 2

1

4

3

Student's First Name

PEIMS ID

Go

Month Day Year

Cancel Lookup Student Access Code

To log in and view your assessment results, enter your six-character Unique Access Code and the student's date of birth that appears on your most recent STAAR Report Card. The code must be entered exactly as it appears.

Don't Have An Access Code?

If you don't have a Unique Access Code or a copy of your STAAR Student Report Card, please contact your local school.

At this point the access code populates with the DOB.

Enter access code and student's date of birth:

Access Code Lookup Successful

2P7JVR

Go

June 6 2009

Where's my access code?

Lookup Access Code


To log in and view your assessment results, enter your six-character Unique Access Code and the student's date of birth that appears on your most recent STAAR Report Card. The code must be entered exactly as it appears.

Don't Have An Access Code?

If you don't have a Unique Access Code or a copy of your STAAR Student Report Card, please contact your local school.

This is the unique access code that is assigned to students testing in any TEXAS public school in grade 3. This code is good through grade 12. Write it down somewhere so you will have it each time your child tests.

SUCCESS!

 **Want to learn more about the STAAR Report Card?**
Visit TexasAssessment.com to learn all about the new report and what you can do to help your child succeed.

[Learn More](#)



Testing History For [Redacted]

[Download Report Card\(s\)](#) [Filter Tests](#)

2016-17 School Year

STAAR  **U.S. History** CLEBURNE H S (126-903-001) **Spring 2017**  **Masters Grade Level**

Testing History Through 2015-16 School Year

 STAAR English II	Spring 2016 CLEBURNE H S (126-903-001)	4694 845 ————— 6999	Level II: Satisfactory
 STAAR English I	Spring 2015 CLEBURNE H S (126-903-001)	4869 1014 ————— 7009	Level III: Advanced