

Preliminary DF3 17-18

Grade	ELA		Math	
	Level 3 Cut Score	Distance from 3	Level 3 Cut Score	Distance from 3
3	2432	64	2436	30
4	2473	59	2485	6
5	2502	87	2528	25
6	2531	76	2552	33
7	2552	48	2567	-4
8	2567	31	2586	-11
Avg.		61		13

Downtown



Principal - Noreen Barthelmes

17/18 Attendance:	97.29%
17/18 Enrollment:	307
17/18 EL Population:	1.3%

Demographic Data:



44.3%	Hispanic
6.2%	African American
41.4%	White
8.1%	Other

EL Reclassification

2015-16		2016-17		2017-18	
# of Students	%	# of Students	%	# of Students	%
2	40%	2	100%	1	50%




Smarter Balanced Data (3 yr Trend)

		African American				Hispanic				White				Other				School Wide			
		Not Met	Nearly Met	Met	Exceed.	Not Met	Nearly Met	Met	Exceed.	Not Met	Nearly Met	Met	Exceed.	Not Met	Nearly Met	Met	Exceed.	Not Met	Nearly Met	Met	Exceed.
ELA	17-18	27%	20%	33%	20%	3%	18%	40%	40%	5%	11%	34%	50%	N/A	N/A	N/A	N/A	5%	14%	39%	41%
	16-17	27%	13%	33%	27%	6%	21%	45%	28%	5%	9%	35%	51%	N/A	N/A	N/A	N/A	7%	14%	39%	39%
	15-16	26%	21%	37%	16%	7%	17%	44%	31%	2%	11%	35%	52%	N/A	N/A	N/A	N/A	7%	16%	38%	39%
Math	17-18	27%	27%	27%	20%	13%	28%	38%	23%	12%	23%	24%	40%	N/A	N/A	N/A	N/A	14%	25%	31%	30%
	16-17	33%	13%	20%	33%	7%	33%	34%	26%	6%	26%	29%	39%	N/A	N/A	N/A	N/A	10%	28%	31%	32%
	15-16	37%	26%	21%	16%	14%	25%	38%	23%	5%	26%	26%	43%	N/A	N/A	N/A	N/A	14%	27%	28%	31%

Note: N/A displayed for <10 students.

California School Dashboard

Status and Change Report

State Indicator	All Student Performance	Status	Change
Chronic Absenteeism	N/A	N/A	N/A
Suspension Rate		Medium 1.9%	Declined -0.6%
English Learner Progress	N/A	N/A	N/A
English Language Arts		Very High 50.6 points above level 3	Increased Significantly +32.6 points
Mathematics		High 17.1 points above level 3	Increased Significantly +17.8 points

Performance Levels:  Blue (Highest)  Green  Yellow  Orange  Red (Lowest)

Staffing Structure

Kinder Teachers - 2
1st Grade Teachers - 2
2nd Grade Teachers - 2
3rd Grade Teachers - 2
4th Grade Teachers - 1
5th Grade Teachers - 1
6th Grade Teachers - 1
7th Grade Teachers - 1
8th Grade Teachers - 1
Special Ed Teachers - 1
Support Staff by Position
Academic Coach - 1

Downtown



Staffing Structure

SPED - M/M
PLTW Gateway