

# Accessing PYLUSD Applications

These instructions show students how to log into the Clever Dashboard which will display the online PYLUSD applications available to the person logged in. The login and password for all applications is the PYLUSD email and password. Students in 2nd- 5th grade should have the login and password memorized. K and 1st grade students will be receiving access codes or badges during Parent Conferences in November. If a parent requests the badge, we will send a copy home with your student.

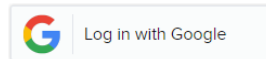
1 Start Clever in any one of the following ways:

A) In Chrome, Internet Explorer, Firefox, Safari or other web browser and go to:  
<https://clever.com/in/pylusrd> (Best method for home log-in)

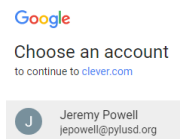


B) Visit [www.riovistaschool.org](http://www.riovistaschool.org)

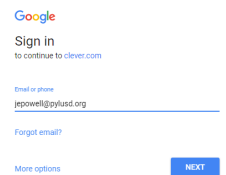
2 If you are not already signed into the Clever Dashboard, click the “Sign in with Google” button. If you are already signed into the Clever Dashboard, you will go directly to step 5.



3 If you have more than one Google Account to choose from, you will need to choose the Google Account to sign in with. **You must use your pylusrd.org account:**



4 If you are already signed into your PYLUSD Google Account, you will skip to step 5, otherwise, please login to your PYLUSD Google Account.



Student id # @ pylusrd.org

Student password

5 You will now see the Clever Dashboard. The icons you see will depend on what you have access to:

