

Preliminary DF3 16-17

Grade	ELA		Math	
	Level 3 Cut Score	Distance from 3	Level 3 Cut Score	Distance from 3
7	2552	-64	2567	-112
8	2567	-60	2586	-119
Avg.		-62		-116

EL Reclassification

2015-16		2016-17		2017-18	
# of Students	%	# of Students	%	# of Students	%
5	4.1%	56	40%	36	33%

Compton



Principal - Jennifer Payne
Vice Principal - Kevin McGrath

17/18 Attendance:	93.58%
17/18 Enrollment:	673
17/18 EL Population:	16.3%

Demographic Data:



86.6%	■	Hispanic
5.6%	■	African American
6.4%	■	White
1.4%	■	Other





Smarter Balanced Data (3 yr Trend)






		African American				Hispanic				White				Other				School Wide			
		Not Met	Nearly Met	Met	Exceed.	Not Met	Nearly Met	Met	Exceed.	Not Met	Nearly Met	Met	Exceed.	Not Met	Nearly Met	Met	Exceed.	Not Met	Nearly Met	Met	Exceed.
ELA	17-18	68%	16%	14%	3%	44%	29%	24%	4%	28%	35%	23%	15%	N/A	N/A	N/A	N/A	44%	28%	23%	4%
	16-17	65%	19%	13%	3%	50%	28%	20%	2%	23%	33%	26%	18%	N/A	N/A	N/A	N/A	49%	28%	19%	3%
	15-16	55%	19%	21%	5%	47%	31%	20%	2%	26%	37%	30%	7%	N/A	N/A	N/A	N/A	47%	31%	21%	3%
Math	17-18	79%	15%	5%	0%	65%	21%	10%	4%	55%	25%	8%	13%	N/A	N/A	N/A	N/A	65%	21%	9%	5%
	16-17	73%	23%	3%	0%	62%	25%	10%	3%	41%	28%	13%	18%	N/A	N/A	N/A	N/A	61%	25%	10%	4%
	15-16	71%	17%	7%	5%	63%	24%	9%	4%	41%	33%	19%	7%	N/A	N/A	N/A	N/A	63%	25%	9%	4%

Note: N/A displayed for <10 students.

California School Dashboard

Status and Change Report

State Indicator	All Student Performance	Status	Change
Chronic Absenteeism	N/A	N/A	N/A
Suspension Rate		Medium 6.3%	Maintained +0.1%
English Learner Progress		Medium 68.1%	Increased Significantly +17.6%
English Language Arts		Low 62.8 points below level 3	Increased Significantly +30.5 points
Mathematics		Very Low 112.4 points below level 3	Increased Significantly +17.5 points

Performance Levels:  Blue (Highest)  Green  Yellow  Orange  Red (Lowest)

Compton



Staffing Structure

7th Grade Teachers 11
8th Grade Teachers 11
Special Ed Teachers 4
Support Staff by Position Acad. Program Leader - 1 Intervention Specialist - 1

School Programs

SPED - M/M, SH, AUT
PLTW Gateway
Thinking Maps School (by Dec. of 2017)
Achieve 3000