

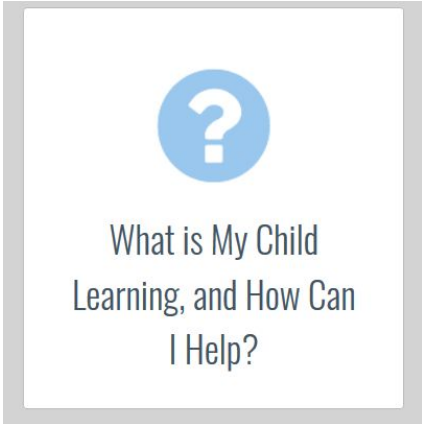






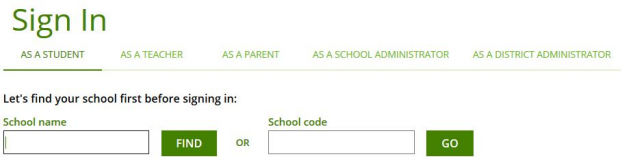

Tech Tips for Parents

Listed below are some resources that may be used for additional information for Learning. Please contact your child's Teacher for additional information.

| Beyond Textbooks | https://www.beyondtextbooks.org/ |
|--|---|
| Beyond textbooks is a resource that you can locate Quarter reviews for your child's grade level standards and websites for different learning standards. |  A square icon with a light blue background and a gray border. At the top is a blue silhouette of a person with arms raised. Below it, the text "Benchmark Review Handbooks" is centered in a dark gray font. |
| Step 1 Locate parent portal |  A square icon with a light blue background and a gray border. At the top is a blue icon of a folder or box. Below it, the text "Parent Portal" is centered in a dark gray font. |
| Step 2 Click on what is my child learning and how can I help? |  A square icon with a light blue background and a gray border. At the top is a blue circle containing a white question mark. Below it, the text "What is My Child Learning, and How Can I Help?" is centered in a dark gray font. |

| | |
|--|--|
| <p>Step 3 Find resources using the Useful Web Links</p> |  <p>Useful Web Links</p> |
| <p>Step 4 Locate your child's grade level to find each standard listed.</p> |  <p>K-2</p> |
| <p>Classdojo Classdojo is a way for parents to communicate with their children's Teachers</p> | <p>https://www.classdojo.com/</p> |
| <p>Step 1 Select the Login link</p> |  <p>Learn more Schools Resources Log in Sign up</p> |
| <p>Step 2 Login in as a parent</p> |  <p>Parent Student</p> |
| | |

Math Websites

| | |
|---|---|
| MobyMax | https://www.mobymax.com/signin |
| <i>Using MobyMax from home.</i> | https://data.mobymax.com/mc/share/Using_MobyMax_From_Home.pdf |
| Step 1 Find your school name. <i>Type Blake for school name (you do not need a school code).</i> |  |
| Step 2 Type in your username and password Make sure your child is signing in as a student. <i>Use login information provided by students' individual teachers or make a FREE account if you don't already have one.</i> |  |
| Step 3 | Find resources that have been assigned by your Child's Teacher |

Prodigy

Reading Websites

| | |
|----------------|---|
| GetEpic | https://www.getepic.com/students |
|----------------|---|



Step 1
Log in as Students & Educators

Log In



Parents



Students & Educators

Step 2
Enter your class code

Enter Your Class Code

abc1234

Go!


Step 3
Find your child's name



Step 4

Find Resources!

Websites not requiring login information

| | |
|---|--|
| <p>Storylineonline Reading of children's stories by video format</p> | <p>https://www.storylineonline.net/</p> |
| <p>StarFall free content to include animated songs, mathematics, and reading activities spanning K-3.</p> | <p>https://www.starfall.com/h/</p> |
| <p> ABCmouse Early Learning Academy ABCmouse Free for 30 days</p> | <p>https://www.abcmouse.com/abt/homepage</p> |