

ILLINOIS STATE BOARD OF EDUCATION
School Business Services Division

Accounting Basis:

Cash
 Accrual

SCHOOL DISTRICT BUDGET FORM *
July 1, 2019 - June 30, 2020

Balanced budget, no deficit reduction plan is required.

Date of Amended Budget: _____
(MM/DD/YY)

District Name: _____
Marseilles Elementary District 150

District RCDT No: _____
35-050-1500-02

If your FY19 AFR states that you need to do a deficit reduction plan and your FY20 budget is balanced please state the measures you took to have your budget become balanced. (Bckgrnd-Assumpt 25-26)

Budget of _____ Marseilles Elementary District 150 _____, County of _____ LaSalle _____,
State of Illinois, for the Fiscal Year beginning _____ July 1, 2019 _____ and ending _____ June 30, 2020 _____.

WHEREAS the Board of Education of _____ Marseilles Elementary District 150 _____,
County of _____ LaSalle _____,

of this Board has made the same conveniently available to public inspection for at least thirty days prior to final action thereon;
_____ 23rd day of _____ September _____, 20 _____ 19 _____,

notice of said hearing was given at least thirty days prior thereto as required by law, and all other legal requirements have been complied with;




NOW, THEREFORE, Be it resolved by the Board of Education of said district as follows:

Section 1: That the fiscal year of this school district be and the same hereby is fixed and declared to be
beginning _____ July 1, 2019 _____ and ending _____ June 30, 2020 _____.

Section 2: That the following budget containing an estimate of amounts available in each Fund, separately, and expenditures from each be
and the same is hereby adopted as the budget of this school district for said fiscal year.

ADOPTION OF BUDGET

The budget shall be approved and signed below by members of the School Board. Adopted this _____ 23rd
_____ September _____, 20 _____ 19 _____ by a roll call vote of _____ 4 _____ Yeas, and _____ 0 _____ Nays, to wit:

** MEMBERS VOTING YEA:	** MEMBERS VOTING NAY:
	
	
	

* Based on the 23 Illinois Administrative Code-Part 100 and inconformity with Section 17-1 of the School Code.
** Type in the members who voted "YEA" nor "NAY". Actual school board member signatures are not required for electronic submission.
(1) A certified copy of this document must be filed with the county clerk within 30 days of adoption as required by Section 18-50 of the Property Tax Code (35 ILCS 200/18-50).
(2) Districts are required to submit the adopted/amended budget electronically to ISBE within 30 days of adoption or by October 30, whichever comes first. Budgets are submitted to School Finance Report (SFR): <https://secl.isbe.net/attachmgr/default.aspx>
The electronic version does not require member signatures, we do not accept PDF copies.

<i>Begin entering data on EstRev 5-10 and EstExp 11-17 tabs.</i>										
Description: Enter Whole Numbers Only	Acct #	(10) Educational	(20) Operations & Maintenance	(30) Debt Service	(40) Transportation	(50) Municipal Retirement/ Social Security	(60) Capital Projects	(70) Working Cash	(80) Tort	(90) Fire Prevention & Safety
ESTIMATED BEGINNING FUND BALANCE July 1, 2019 ¹		2,977,042	1,691,685	1,100	83,826	76,724	99,452	1,611,129	197,450	172,565
RECEIPTS/REVENUES										
LOCAL SOURCES	1000	1,761,893	397,564	266,810	69,280	138,723	0	60,783	218,945	36,853
FLOW-THROUGH RECEIPTS/REVENUES FROM ONE DISTRICT TO ANOTHER DISTRICT	2000	0	0		0	0				
STATE SOURCES	3000	3,318,021	0	0	166,300	0	0	0	0	0
FEDERAL SOURCES	4000	579,537	0	0	0	0	0	0	0	0
Total Direct Receipts/Revenues ⁸		5,659,451	397,564	266,810	235,580	138,723	0	60,783	218,945	36,853
Receipts/Revenues for "On Behalf" Payments ²	3998									
Total Receipts/Revenues		5,659,451	397,564	266,810	235,580	138,723	0	60,783	218,945	36,853
DISBURSEMENTS/EXPENDITURES										
INSTRUCTION	1000	3,176,438				64,019				
SUPPORT SERVICES	2000	1,700,800	647,828		403,250	121,207	64,000		152,000	0
COMMUNITY SERVICES	3000	6,000	0		0	0				
PAYMENTS TO OTHER DISTRICTS & GOVT UNITS	4000	307,710	0	0	0	0	0		0	0
DEBT SERVICES	5000	0	0	270,873	0	0			0	0
PROVISION FOR CONTINGENCIES	6000	0	0	0	0	0	0		0	10,000
Total Direct Disbursements/Expenditures ⁹		5,190,948	647,828	270,873	403,250	185,226	64,000		152,000	10,000
Disbursements/Expenditures for "On Behalf" Payments ²	4180	0	0	0	0	0	0		0	0
Total Disbursements/Expenditures		5,190,948	647,828	270,873	403,250	185,226	64,000		152,000	10,000
Excess of Direct Receipts/Revenues Over (Under) Direct Disbursements/Expenditures		468,503	(250,264)	(4,063)	(167,670)	(46,503)	(64,000)	60,783	66,945	26,853
OTHER SOURCES/USES OF FUNDS										
OTHER SOURCES OF FUNDS (7000)										
PERMANENT TRANSFER FROM VARIOUS FUNDS										
Abolishment the Working Cash Fund ¹⁶	7110									
Abatement of the Working Cash Fund ¹⁶	7110			4,000	98,000					
Transfer of Working Cash Fund Interest	7120									
Transfer Among Funds	7130									
Transfer of Interest	7140									
Transfer from Capital Projects Fund to O&M Fund	7150		0							
Transfer of Excess Fire Prev & Safety Tax & Interest ³ Proceeds to O&M Fund	7160		0							
Transfer of Excess Accumulated Fire Prev & Safety Bond and Int ^{3a} Proceeds to Debt Service Fund	7170			0						
SALE OF BONDS (7200)										
Principal on Bonds Sold ⁴	7210									
Premium on Bonds Sold	7220									
Accrued Interest on Bonds Sold	7230									
Sale or Compensation for Fixed Assets ⁵	7300									
Transfer to Debt Service to Pay Principal on Capital Leases	7400			0						
Transfer to Debt Service Fund to Pay Interest on Capital Leases	7500			0						
Transfer to Debt Service Fund to Pay Principal on Revenue Bonds	7600			0						
Transfer to Debt Service Fund to Pay Interest on Revenue Bonds	7700			0						
Transfer to Capital Projects Fund	7800						0			
ISBE Loan Proceeds	7900									
Other Sources Not Classified Elsewhere	7990									
Total Other Sources of Funds ⁸		0	0	4,000	98,000	0	0	0	0	0

<i>Begin entering data on EstRev 5-10 and EstExp 11-17 tabs.</i>		(10)	(20)	(30)	(40)	(50)	(60)	(70)	(80)	(90)
Description: Enter Whole Numbers Only	Acct #	Educational	Operations & Maintenance	Debt Service	Transportation	Municipal Retirement/ Social Security	Capital Projects	Working Cash	Tort	Fire Prevention & Safety
OTHER USES OF FUNDS (8000)										
TRANSFER TO VARIOUS OTHER FUNDS (8100)										
Abolishment or Abatement of the Working Cash Fund ¹⁶	8110							102,000		
Transfer of Working Cash Fund Interest	8120							0		
Transfer Among Funds	8130									
Transfer of Interest ⁶	8140									
Transfer from Capital Projects Fund to O&M Fund	8150									
Transfer of Excess Fire Prev & Safety Tax & Interest ³ Proceeds to O&M Fund	8160									
Transfer of Excess Accumulated Fire Prev & Safety Bond ^{3a} and Int Proceeds to Debt Service Fund	8170									
Taxes Pledged to Pay Principal on Capital Leases	8410									
Grants/Reimbursements Pledged to Pay Principal on Capital Leases	8420									
Other Revenues Pledged to Pay Principal on Capital Leases	8430									
Fund Balance Transfers Pledged to Pay Principal on Capital Leases	8440									
Taxes Pledged to Pay Interest on Capital Leases	8510									
Grants/Reimbursements Pledged to Pay Interest on Capital Leases	8520									
Other Revenues Pledged to Pay Interest on Capital Leases	8530									
Fund Balance Transfers Pledged to Pay Interest on Capital Leases	8540									
Taxes Pledged to Pay Principal on Revenue Bonds	8610									
Grants/Reimbursements Pledged to Pay Principal on Revenue Bonds	8620									
Other Revenues Pledged to Pay Principal on Revenue Bonds	8630									
Fund Balance Transfers Pledged to Pay Principal on Revenue Bonds	8640									
Taxes Pledged to Pay Interest on Revenue Bonds	8710									
Grants/Reimbursements Pledged to Pay Interest on Revenue Bonds	8720									
Other Revenues Pledged to Pay Interest on Revenue Bonds	8730									
Fund Balance Transfers Pledged to Pay Interest on Revenue Bonds	8740									
Taxes Transferred to Pay for Capital Projects	8810									
Grants/Reimbursements Pledged to Pay for Capital Projects	8820									
Other Revenues Pledged to Pay for Capital Projects	8830									
Fund Balance Transfers Pledged to Pay for Capital Projects	8840									
Transfer to Debt Service Fund to Pay Principal on ISBE Loans	8910									
Other Uses Not Classified Elsewhere	8990									
Total Other Uses of Funds ⁹		0	0	0	0	0	0	102,000	0	0
Total Other Sources/Uses of Fund		0	0	4,000	98,000	0	0	(102,000)	0	0
ESTIMATED ENDING FUND BALANCE June 30, 2020		3,445,545	1,441,421	1,037	14,156	30,221	35,452	1,569,912	264,395	199,418

SUMMARY OF EXPENDITURES (by Major Object)

Description	Acct #	(10)	(20)	(30)	(40)	(50)	(60)	(70)	(80)	(90)	Total By Object
		Educational	Operations & Maintenance	Debt Service	Transportation	Municipal Retirement/ Social Security	Capital Projects	Working Cash	Tort	Fire Prevention & Safety	
Object Name											
Salaries	100	3,340,824	253,000		171,501		0		0	0	3,765,325
Employee Benefits	200	850,312	43,728		5,724	185,226	0		0	0	1,084,990
Purchased Services	300	337,994	86,800	0	98,000		0		152,000	0	674,794
Supplies & Materials	400	342,873	127,300		22,200		0		0	0	492,373
Capital Outlay	500	30,345	137,000		105,825		64,000		0	0	337,170
Other Objects	600	288,600	0	270,873	0	0	0		0	10,000	569,473
Non-Capitalized Equipment	700	0	0		0		0		0	0	0
Termination Benefits	800	0	0		0						0
Total Expenditures		5,190,948	647,828	270,873	403,250	185,226	64,000		152,000	10,000	6,924,125

SUMMARY OF CASH TRANSACTIONS

Description: Enter Whole Numbers Only	Acct #	(10) Educational	(20) Operations & Maintenance	(30) Debt Service	(40) Transportation	(50) Municipal Retirement/ Social Security	(60) Capital Projects	(70) Working Cash	(80) Tort	(90) Fire Prevention & Safety
BEGINNING CASH BALANCE ON HAND July 1, 2019 ⁷		2,977,042	1,691,685	1,100	83,826	76,724	99,452	1,611,129	197,450	172,565
Total Direct Receipts & Other Sources ⁸		5,659,451	397,564	270,810	333,580	138,723	0	60,783	218,945	36,853
OTHER RECEIPTS										
Interfund Loans Payable (Loans from Other Funds)	411									
Interfund Loans Receivable (Repayment of Loans)	141									
Notes and Warrants Payable	433									
Other Current Assets	199									
Total Other Receipts		0	0	0	0	0	0	0	0	0
Total Direct Receipts, Other Sources, & Other Receipts		5,659,451	397,564	270,810	333,580	138,723	0	60,783	218,945	36,853
Total Amount Available		8,636,493	2,089,249	271,910	417,406	215,447	99,452	1,671,912	416,395	209,418
Total Direct Disbursements & Other Uses ⁹		5,190,948	647,828	270,873	403,250	185,226	64,000	102,000	152,000	10,000
OTHER DISBURSEMENTS										
Interfund Loans Receivable (Loans to Other Funds) ¹⁰	141									
Interfund Loans Payable (Repayment of Loans)	411									
Notes and Warrants Payable	433									
Other Current Liabilities	499									
Total Other Disbursements		0	0	0	0	0	0	0	0	0
Total Direct Disbursements, Other Uses, & Other Disbursements		5,190,948	647,828	270,873	403,250	185,226	64,000	102,000	152,000	10,000
ENDING CASH BALANCE ON HAND June 30, 2020 ⁷		3,445,545	1,441,421	1,037	14,156	30,221	35,452	1,569,912	264,395	199,418

Description: Enter Whole Numbers Only	Acct #	(10) Educational	(20) Operations & Maintenance	(30) Debt Service	(40) Transportation	(50) Municipal Retirement/ Social Security	(60) Capital Projects	(70) Working Cash	(80) Tort	(90) Fire Prevention & Safety
RECEIPTS/REVENUES FROM LOCAL SOURCES (1000)										
AD VALOREM TAXES LEVIED BY LOCAL EDUCATION AGENCY	1100									
Designated Purposes Levies ¹¹ (1110-1120)	-	1,373,888	269,764	266,810	58,880	29,553	0	24,533	177,300	34,383
Leasing Purposes Levy ¹²	1130	24,533	0							
Special Education Purposes Levy	1140	9,813	0		0	0	0			
FICA and Medicare Only Levies	1150					108,350				
Area Vocational Construction Purposes Levy	1160		0	0			0			
Summer School Purposes Levy	1170	0								
Other Tax Levies (Describe & Itemize)	1190	0	0	0	0	0	0	0	0	0
Total Ad Valorem Taxes Levied by District		1,408,234	269,764	266,810	58,880	137,903	0	24,533	177,300	34,383
PAYMENTS IN LIEU OF TAXES	1200									
Mobile Home Privilege Tax	1210	0	0	0	0	0	0	0	0	0
Payments from Local Housing Authority	1220	0	0	0	0	0	0	0	0	0
Corporate Personal Property Replacement Taxes ¹³	1230	248,259	0	0	0	0	0	0	0	0
Other Payments in Lieu of Taxes (Describe & Itemize)	1290	0	0	0	0	0	0	0	40,000	0
Total Payments in Lieu of Taxes		248,259	0	0	0	0	0	0	40,000	0
TUITION	1300									
Regular Tuition from Pupils or Parents (In State)	1311	0								
Regular Tuition from Other Districts (In State)	1312	0								
Regular Tuition from Other Sources (In State)	1313	0								
Regular Tuition from Other Sources (Out of State)	1314	0								
Summer School Tuition from Pupils or Parents (In State)	1321	0								
Summer School Tuition from Other Districts (In State)	1322	0								
Summer School Tuition from Other Sources (In State)	1323	0								
Summer School Tuition from Other Sources (Out of State)	1324	0								
CTE Tuition from Pupils or Parents (In State)	1331	0								
CTE Tuition from Other Districts (In State)	1332	0								
CTE Tuition from Other Sources (In State)	1333	0								
CTE Tuition from Other Sources (Out of State)	1334	0								
Special Education Tuition from Pupils or Parents (In State)	1341	0								
Special Education Tuition from Other Districts (In State)	1342	0								
Special Education Tuition from Other Sources (In State)	1343	0								
Special Education Tuition from Other Sources (Out of State)	1344	0								
Adult Tuition from Pupils or Parents (In State)	1351	0								
Adult Tuition from Other Districts (In State)	1352	0								
Adult Tuition from Other Sources (In State)	1353	0								
Adult Tuition from Other Sources (Out of State)	1354	0								
Total Tuition		0								
TRANSPORTATION FEES	1400									
Regular Transportation Fees from Pupils or Parents (In State)	1411				0					
Regular Transportation Fees from Other Districts (In State)	1412				0					
Regular Transportation Fees from Other Sources (In State)	1413				0					
Regular Transportation Fees from Co-curricular Activities (In State)	1415				0					
Regular Transportation Fees from Other Sources (Out of State)	1416				0					
Summer School Transportation Fees from Pupils or Parents (In State)	1421				0					
Summer School Transportation Fees from Other Districts (In State)	1422				0					
Summer School Transportation Fees from Other Sources (In State)	1423				0					
Summer School Transportation Fees from Other Sources (Out of State)	1424				0					
CTE Transportation Fees from Pupils or Parents (In State)	1431				0					
CTE Transportation Fees from Other Districts (In State)	1432				0					
CTE Transportation Fees from Other Sources (In State)	1433				0					
CTE Transportation Fees from Other Sources (Out of State)	1434				0					
Special Education Transportation Fees from Pupils or Parents (In State)	1441				0					
Special Education Transportation Fees from Other Districts (In State)	1442				0					

ESTIMATED RECEIPTS/REVENUES

Description: Enter Whole Numbers Only	Acct #	(10) Educational	(20) Operations & Maintenance	(30) Debt Service	(40) Transportation	(50) Municipal Retirement/ Social Security	(60) Capital Projects	(70) Working Cash	(80) Tort	(90) Fire Prevention & Safety
Special Education Transportation Fees from Other Sources (In State)	1443				0					
Special Education Transportation Fees from Other Sources (Out of State)	1444				0					
Adult Transportation Fees from Pupils or Parents (In State)	1451				0					
Adult Transportation Fees from Other Districts (In State)	1452				0					
Adult Transportation Fees from Other Sources (In State)	1453				0					
Adult Transportation Fees from Other Sources (Out of State)	1454				0					
Total Transportation Fees					0					
EARNINGS ON INVESTMENTS	1500									
Interest on Investments	1510	52,000	32,600	0	2,900	820	0	36,250	1,645	2,470
Gain or Loss on Sale of Investments	1520	0	0	0	0	0	0	0	0	0
Total Earnings on Investments		52,000	32,600	0	2,900	820	0	36,250	1,645	2,470
FOOD SERVICE	1600									
Sales to Pupils - Lunch	1611	500								
Sales to Pupils - Breakfast	1612	0								
Sales to Pupils - A la Carte	1613	0								
Sales to Pupils - Other (Describe & Itemize)	1614	0								
Sales to Adults	1620	2,650								
Other Food Service (Describe & Itemize)	1690	750								
Total Food Service		3,900								
DISTRICT/SCHOOL ACTIVITY INCOME	1700									
Admissions - Athletic	1711	1,800	0							
Admissions - Other	1719	0	0							
Fees	1720	14,700	0							
Book Store Sales	1730	0	0							
Other District/School Activity Revenue (Describe & Itemize)	1790	0	0							
Total District/School Activity Income		16,500	0							
TEXTBOOK INCOME	1800									
Rentals - Regular Textbooks	1811	11,500								
Rentals - Summer School Textbooks	1812	0								
Rentals - Adult/Continuing Education Textbooks	1813	0								
Rentals - Other (Describe)	1819	0								
Sales - Regular Textbooks	1821	0								
Sales - Summer School Textbooks	1822	0								
Sales - Adult/Continuing Education Textbooks	1823	0								
Sales - Other (Describe & Itemize)	1829	0								
Other (Describe & Itemize)	1890	0								
Total Textbooks		11,500								
OTHER REVENUE FROM LOCAL SOURCES	1900									
Rentals	1910	0	0							
Contributions and Donations from Private Sources	1920	0	0	0	0	0	0	0	0	0
Impact Fees from Municipal or County Governments	1930	0	0	0	0	0	0	0	0	0
Services Provided Other Districts	1940	0	0		0					
Refund of Prior Years' Expenditures	1950	4,000	0	0	0	0	0		0	0
Payments of Surplus Moneys from TIF Districts	1960	0	95,000	0	0	0	0	0	0	0
Drivers' Education Fees	1970	0								
Proceeds from Vendors' Contracts	1980	0	0	0	0	0	0	0	0	0
School Facility Occupation Tax Proceeds	1983			0			0			
Payment from Other Districts	1991	0	0	0	0	0	0			
Sale of Vocational Projects	1992	0								

ESTIMATED RECEIPTS/REVENUES

Description: Enter Whole Numbers Only	Acct #	(10) Educational	(20) Operations & Maintenance	(30) Debt Service	(40) Transportation	(50) Municipal Retirement/ Social Security	(60) Capital Projects	(70) Working Cash	(80) Tort	(90) Fire Prevention & Safety
Other Local Fees (Describe & Itemize)	1993	0	0	0	0	0	0		0	0
Other Local Revenues (Describe & Itemize)	1999	17,500	200	0	7,500	0	0	0	0	0
Total Other Revenue from Local Sources		21,500	95,200	0	7,500	0	0	0	0	0
Total Receipts/Revenues from Local Sources	1000	1,761,893	397,564	266,810	69,280	138,723	0	60,783	218,945	36,853
FLOW-THROUGH RECEIPTS/REVENUES FROM ONE DISTRICT TO ANOTHER DISTRICT (2000)										
Flow-Through Revenue from State Sources	2100	0	0		0	0				
Flow-Through Revenue from Federal Sources	2200	0	0		0	0				
Other Flow-Through Revenue (Describe & Itemize)	2300	0	0		0	0				
Total Flow-Through Receipts/Revenues From One District to Another District	2000	0	0		0	0				
RECEIPTS/REVENUES FROM STATE SOURCES (3000)										
UNRESTRICTED GRANTS-IN-AID (3001-3099)										
Evidence Based Funding Formula (Section 18-8.15)	3001	3,040,000	0	0	0	0	0		0	0
Reorganization Incentives (Accounts 3005-3021)	3005	0	0	0	0	0	0		0	0
Fast Growth District Grants	3030	0	0	0	0	0	0		0	0
Other Unrestricted Grants-In-Aid From State Sources (Describe & Itemize)	3099	0	0	0	0	0	0		0	0
Total Unrestricted Grants-In-Aid		3,040,000	0	0	0	0	0		0	0
RESTRICTED GRANTS-IN-AID (3100-3900)										
SPECIAL EDUCATION										
Special Education - Private Facility Tuition	3100	61,000			0					
Special Education - Funding for Children Requiring Sp Ed Services	3105	0			0					
Special Education - Personnel	3110	0	0		0					
Special Education - Orphanage - Individual	3120	0			0					
Special Education - Orphanage - Summer Individual	3130	0			0					
Special Education - Summer School	3145	0			0					
Special Education - Other (Describe & Itemize)	3199	0	0		0					
Total Special Education		61,000	0		0					
CAREER AND TECHNICAL EDUCATION (CTE)										
CTE - Technical Education - Tech Prep	3200	0	0			0				
CTE - Secondary Program Improvement (CTEI)	3220	0	0			0				
CTE - WECEP	3225	0	0			0				
CTE - Agriculture Education	3235	0	0			0				
CTE - Instructor Practicum	3240	0	0			0				
CTE - Student Organizations	3270	0	0			0				
CTE - Other (Describe & Itemize)	3299	0	0			0				
Total Career and Technical Education		0	0			0				
BILINGUAL EDUCATION										
Bilingual Education - Downstate - TPI and TBE	3305	0				0				
Bilingual Education - Downstate - Transitional Bilingual Education	3310	0				0				
Total Bilingual Education		0				0				
State Free Lunch & Breakfast	3360	5,400								
School Breakfast Initiative	3365	0	0			0				
Driver Education	3370	0	0							
Adult Education (from ICCB)	3410	0	0	0	0	0	0	0	0	0
Adult Education - Other (Describe & Itemize)	3499	0	0	0	0	0	0	0	0	0
TRANSPORTATION										
Transportation - Regular and Vocational	3500	0	0		63,000	0				
Transportation - Special Education	3510	0	0		103,300	0				
Transportation - Other (Describe & Itemize)	3599	0	0		0	0				
Total Transportation		0	0		166,300	0				
Learning Improvement - Change Grants	3610	0								
Scientific Literacy	3660	0	0		0	0				
Truant Alternative/Optional Education	3695	0			0	0				

Description: Enter Whole Numbers Only	Acct #	(10) Educational	(20) Operations & Maintenance	(30) Debt Service	(40) Transportation	(50) Municipal Retirement/ Social Security	(60) Capital Projects	(70) Working Cash	(80) Tort	(90) Fire Prevention & Safety
Early Childhood - Block Grant	3705	211,621	0		0	0				
Chicago General Education Block Grant	3766	0	0		0	0				
Chicago Educational Services Block Grant	3767	0	0		0	0				
School Safety & Educational Improvement Block Grant	3775	0	0	0	0	0	0			0
Technology - Technology for Success	3780	0	0	0	0	0	0			0
State Charter Schools	3815	0			0					
Extended Learning Opportunities - Summer Bridges	3825	0			0					
Infrastructure Improvements - Planning/Construction	3920		0				0			
School Infrastructure - Maintenance Projects	3925		0				0			0
Other Restricted Revenue from State Sources (Describe & Itemize)	3999	0	0	0	0	0	0	0	0	0
Total Restricted Grants-In-Aid		278,021	0	0	166,300	0	0	0	0	0
Total Receipts/Revenues from State Sources	3000	3,318,021	0	0	166,300	0	0	0	0	0
RECEIPTS/REVENUES FROM FEDERAL SOURCES (4000)										
UNRESTRICTED GRANTS-IN-AID RECEIVED DIRECTLY FROM FEDERAL GOVT. (4001-4009)										
Federal Impact Aid	4001	0	0	0	0	0	0	0	0	0
Other Unrestricted Grants-In-Aid Received Directly from the Federal Govt. (Describe & Itemize)	4009	0	0	0	0	0	0	0	0	0
Total Unrestricted Grants-In-Aid Received Directly from Fed Govt		0	0	0	0	0	0	0	0	0
RESTRICTED GRANTS-IN-AID RECEIVED DIRECTLY FROM FEDERAL GOVT (4045-4090)										
Head Start	4045	0								
Construction (Impact Aid)	4050	0	0				0			
MAGNET	4060	0	0		0	0	0			
Other Restricted Grants-In-Aid Received Directly from Federal Govt. (Describe & Itemize)	4090	0	0		0	0	0			0
Total Restricted Grants-In-Aid Received Directly from Federal Govt.		0	0		0	0	0			0
RESTRICTED GRANTS-IN-AID RECEIVED FROM FEDERAL GOVT. THRU THE STATE (4100-4999)										
TITLE V										
Title V - Flexibility and Accountability	4100	0	0		0	0				
Title V - SEA Projects	4105	0	0		0	0				
Title V - Rural Education Initiative (REI)	4107	10,000	0		0	0				
Title V - Other (Describe & Itemize)	4199	0	0		0	0				
Total Title V		10,000	0		0	0				
FOOD SERVICE										
Breakfast Start-Up Expansion	4200	0				0				
National School Lunch Program	4210	20,400				0				
Special Milk Program	4215	0				0				
School Breakfast Program	4220	80,000				0				
Summer Food Service Admin/Program	4225	0				0				
Child and Adult Care Food Program	4226	0				0				
Fresh Fruit and Vegetables	4240	0								
Food Service - Other (Describe & Itemize)	4299	0				0				
Total Food Service		100,400				0				
TITLE I										
Title I - Low Income	4300	208,038	0		0	0				
Title I - Low Income - Neglected, Private	4305	0	0		0	0				

ESTIMATED RECEIPTS/REVENUES

Description: Enter Whole Numbers Only	Acct #	(10) Educational	(20) Operations & Maintenance	(30) Debt Service	(40) Transportation	(50) Municipal Retirement/ Social Security	(60) Capital Projects	(70) Working Cash	(80) Tort	(90) Fire Prevention & Safety
Title I - Migrant Education	4340	0	0		0	0				
Title I - Other (Describe & Itemize)	4399	0	0		0	0				
Total Title I		208,038	0		0	0				
TITLE IV										
Title IV - Student Support & Academic Enrichment Grant	4400	13,968	0		0	0				
Title IV - 21st Century	4421	0	0		0	0				
Title IV - Other (Describe & Itemize)	4499	0	0		0	0				
Total Title IV		13,968	0		0	0				
FEDERAL - SPECIAL EDUCATION										
Federal Special Education - Preschool Flow-Through	4600	0	0		0	0				
Federal Special Education - Preschool Discretionary	4605	0	0		0	0				
Federal Special Education - IDEA Flow Through	4620	153,066	0		0	0				
Federal Special Education - IDEA Room & Board	4625	0	0		0	0				
Federal Special Education - IDEA Discretionary	4630	0	0		0	0				
Federal Special Education - IDEA - Other (Describe & Itemize)	4699	0	0		0	0				
Total Federal Special Education		153,066	0		0	0				
CTE - PERKINS										
CTE - Perkins-Title III E Tech Prep	4770	0	0			0				
CTE - Other (Describe & Itemize)	4799	0	0			0				
Total CTE - Perkins		0	0			0				
Federal - Adult Education	4810	0	0			0				
ARRA - General State Aid - Education Stabilization	4850	0	0	0	0	0	0		0	0
ARRA - Title I - Low Income	4851	0	0		0	0				
ARRA - Title I - Neglected, Private	4852	0	0	0	0	0	0		0	0
ARRA - Title I - Delinquent, Private	4853	0	0	0	0	0	0		0	0
ARRA - Title I - School Improvement (Part A)	4854	0	0	0	0	0	0		0	0
ARRA - Title I - School Improvement (Section 1003g)	4855	0	0	0	0	0	0		0	0
ARRA - IDEA - Part B - Preschool	4856	0	0	0	0	0	0		0	0
ARRA - IDEA - Part B - Flow-Through	4857	0	0	0	0	0	0		0	0
ARRA - Title IID - Technology - Formula	4860	0	0	0	0	0	0		0	0
ARRA - Title IID - Technology - Competitive	4861	0	0	0	0	0	0		0	0
ARRA - McKinney - Vento Homeless Education	4862	0	0		0	0				
ARRA - Child Nutrition Equipment Assistance	4863	0	0							
Impact Aid Formula Grants	4864	0	0	0	0	0	0		0	0
Impact Aid Competitive Grants	4865	0	0	0	0	0	0		0	0
Qualified Zone Academy Bond Tax Credits	4866	0	0	0	0	0	0		0	0
Qualified School Construction Bond Credits	4867	0	0	0	0	0	0		0	0
Build America Bond Tax Credits	4868	0	0	0	0	0	0		0	0
Build America Bond Interest Reimbursement	4869	0	0	0	0	0	0		0	0
ARRA - General State Aid - Other Government Services Stabilization	4870	0	0	0	0	0	0		0	0
Other ARRA Funds - II	4871	0	0	0	0	0	0		0	0
Other ARRA Funds - III	4872	0	0	0	0	0	0		0	0
Other ARRA Funds - IV	4873	0	0	0	0	0	0		0	0
Other ARRA Funds - V	4874	0	0	0	0	0	0		0	0
ARRA - Early Childhood	4875	0	0	0	0	0	0		0	0
Other ARRA Funds - VII	4876	0	0	0	0	0	0		0	0
Other ARRA Funds - VIII	4877	0	0	0	0	0	0		0	0
Other ARRA Funds - IX	4878	0	0	0	0	0	0		0	0
Other ARRA Funds - X	4879	0	0	0	0	0	0		0	0
Other ARRA Funds - Ed Job Fund Program	4880	0	0	0	0	0	0		0	0
Total Stimulus Programs		0	0	0	0	0	0		0	0

ESTIMATED RECEIPTS/REVENUES

Description: Enter Whole Numbers Only	Acct #	(10) Educational	(20) Operations & Maintenance	(30) Debt Service	(40) Transportation	(50) Municipal Retirement/ Social Security	(60) Capital Projects	(70) Working Cash	(80) Tort	(90) Fire Prevention & Safety
Race to the Top Program	4901	0								
Race to the Top - Preschool Expansion Grant	4902	0	0		0	0				
Title III - Instruction for English Learners & Immigrant Students	4905	0			0	0				
Title III - English Language Acquisition	4909	0			0	0				
McKinney Education for Homeless Children	4920	0	0		0	0				
Title II - Eisenhower - Professional Development Formula	4930	0	0		0	0				
Title II - Teacher Quality	4932	26,665	0		0	0				
Federal Charter Schools	4960	0	0		0	0				
State Assessment Grants	4981	0	0		0	0				
Grant for State Assessments and Related Activities	4982	0	0		0	0				
Medicaid Matching Funds - Administrative Outreach	4991	25,700	0		0	0				
Medicaid Matching Funds - Fee-For-Service Program	4992	41,700	0		0	0				
Other Restricted Grants Received from Federal Government through State (Describe & Itemize)	4999	0	0		0	0	0			0
Total Restricted Grants-In-Aid Received from Federal Govt. Thru the State		579,537	0	0	0	0	0		0	0
TOTAL RECEIPTS/REVENUES FROM FEDERAL SOURCES	4000	579,537	0	0	0	0	0	0	0	0
TOTAL DIRECT RECEIPTS/REVENUES		5,659,451	397,564	266,810	235,580	138,723	0	60,783	218,945	36,853

Description: Enter Whole Numbers Only	Funct #	(100) Salaries	(200) Employee Benefits	(300) Purchased Services	(400) Supplies & Materials	(500) Capital Outlay	(600) Other Objects	(700) Non-Capitalized Equipment	(800) Termination Benefits	(900) Total
10 - EDUCATIONAL FUND (ED)										
INSTRUCTION (ED)	1000									
Regular Programs	1100	1,543,600	480,796	2,500	69,000	3,725	0	0	0	2,099,621
Tuition Payment to Charter Schools	1115			0						0
Pre-K Programs	1125	120,050	25,924	0	4,600	10,804	0	0	0	161,378
Special Education Programs (Functions 1200 - 1220)	1200	411,450	92,008	2,500	1,000	0	72,000	0	0	578,958
Special Education Programs Pre-K	1225	74,900	28,267	0	0	0	0	0	0	103,167
Remedial and Supplemental Programs K-12	1250	88,444	23,790	47,081	43,773	2,016	0	0	0	205,104
Remedial and Supplemental Programs Pre-K	1275	0	0	0	0	0	0	0	0	0
Adult/Continuing Education Programs	1300	0	0	0	0	0	0	0	0	0
CTE Programs	1400	0	0	0	0	0	0	0	0	0
Interscholastic Programs	1500	15,000	1,210	0	12,000	0	0	0	0	28,210
Summer School Programs	1600	0	0	0	0	0	0	0	0	0
Gifted Programs	1650	0	0	0	0	0	0	0	0	0
Driver's Education Programs	1700	0	0	0	0	0	0	0	0	0
Bilingual Programs	1800	0	0	0	0	0	0	0	0	0
Truant Alternative & Optional Programs	1900	0	0	0	0	0	0	0	0	0
Pre-K Programs - Private Tuition	1910						0			0
Regular K-12 Programs Private Tuition	1911						0			0
Special Education Programs K-12 Private Tuition	1912						0			0
Special Education Programs Pre-K Tuition	1913						0			0
Remedial/Supplemental Programs K-12 Private Tuition	1914						0			0
Remedial/Supplemental Programs Pre-K Private Tuition	1915						0			0
Adult/Continuing Education Programs Private Tuition	1916						0			0
CTE Programs Private Tuition	1917						0			0
Interscholastic Programs Private Tuition	1918						0			0
Summer School Programs Private Tuition	1919						0			0
Gifted Programs Private Tuition	1920						0			0
Bilingual Programs Private Tuition	1921						0			0
Truants Alternative/Opt Ed Programs Private Tuition	1922						0			0
Total Instruction¹⁴	1000	2,253,444	651,995	52,081	130,373	16,545	72,000	0	0	3,176,438
SUPPORT SERVICES (ED)	2000									
Support Services - Pupil	2100									
Attendance & Social Work Services	2110	49,000	5,666	0	1,000	0	0	0	0	55,666
Guidance Services	2120	0	0	0	0	0	0	0	0	0
Health Services	2130	0	0	110,000	0	0	0	0	0	110,000
Psychological Services	2140	53,400	15,102	250	250	0	0	0	0	69,002
Speech Pathology & Audiology Services	2150	138,100	17,819	0	1,000	0	0	0	0	156,919
Other Support Services - Pupils (Describe & Itemize)	2190	6,100	0	0	0	0	0	0	0	6,100
Total Support Services - Pupil	2100	246,600	38,587	110,250	2,250	0	0	0	0	397,687
Support Services - Instructional Staff	2200									
Improvement of Instruction Services	2210	0	0	32,783	0	0	0	0	0	32,783
Educational Media Services	2220	146,231	40,076	4,000	37,500	12,500	0	0	0	240,307
Assessment & Testing	2230	0	0	0	1,000	0	0	0	0	1,000
Total Support Services - Instructional Staff	2200	146,231	40,076	36,783	38,500	12,500	0	0	0	274,090
Support Services - General Administration	2300									
Board of Education Services	2310	0	0	26,600	500	0	7,400	0	0	34,500
Executive Administration Services	2320	135,350	31,070	1,500	750	1,300	2,400	0	0	172,370
Special Area Administration Services	2330	0	0	0	0	0	0	0	0	0
Tort Immunity Services	2360 - 2370	49,527	11,947	200	1,000	0	0	0	0	62,674
Total Support Services - General Administration	2300	184,877	43,017	28,300	2,250	1,300	9,800	0	0	269,544
Support Services - School Administration	2400									
Office of the Principal Services	2410	324,572	55,175	0	3,000	0	1,200	0	0	383,947
Other Support Services - School Administration (Describe & Itemize)	2490	0	0	0	0	0	0	0	0	0
Total Support Services - School Administration	2400	324,572	55,175	0	3,000	0	1,200	0	0	383,947

Description: Enter Whole Numbers Only	Funct #	(100) Salaries	(200) Employee Benefits	(300) Purchased Services	(400) Supplies & Materials	(500) Capital Outlay	(600) Other Objects	(700) Non-Capitalized Equipment	(800) Termination Benefits	(900) Total
Support Services - Business	2500									
Direction of Business Support Services	2510	0	0	0	0	0	0	0	0	0
Fiscal Services	2520	53,000	10,447	1,070	28,300	0	0	0	0	92,817
Operation & Maintenance of Plant Services	2540	0	0	0	0	0	0	0	0	0
Pupil Transportation Services	2550	0	0	0	0	0	0	0	0	0
Food Services	2560	132,100	11,015	3,000	136,000	0	600	0	0	282,715
Internal Services	2570	0	0	0	0	0	0	0	0	0
Total Support Services - Business	2500	185,100	21,462	4,070	164,300	0	600	0	0	375,532
Support Services - Central	2600									
Direction of Central Support Services	2610	0	0	0	0	0	0	0	0	0
Planning, Research, Development & Evaluation Services	2620	0	0	0	0	0	0	0	0	0
Information Services	2630	0	0	0	0	0	0	0	0	0
Staff Services	2640	0	0	0	0	0	0	0	0	0
Data Processing Services	2660	0	0	0	0	0	0	0	0	0
Total Support Services - Central	2600	0	0	0	0	0	0	0	0	0
Other Support Services (Describe & Itemize)	2900									
Total Support Services	2000	1,087,380	198,317	179,403	210,300	13,800	11,600	0	0	1,700,800
COMMUNITY SERVICES (ED)	3000									
PAYMENTS TO OTHER DIST & GOVT UNITS (ED)	4000									
Payments to Other Dist & Govt Units (In-State)	4100									
Payments for Regular Programs	4110			0			0			0
Payments for Special Education Programs	4120			99,710			0			99,710
Payments for Adult/Continuing Education Programs	4130			0			0			0
Payments for CTE Programs	4140			0			0			0
Payments for Community College Programs	4170			0			0			0
Other Payments to In-State Govt Units (Describe & Itemize)	4190			3,000			0			3,000
Total Payments to Other Dist & Govt Units (In-State)	4100			102,710			0			102,710
Payments for Regular Programs - Tuition	4210						0			0
Payments for Special Education Programs - Tuition	4220						205,000			205,000
Payments for Adult/Continuing Education Programs - Tuition	4230						0			0
Payments for CTE Programs - Tuition	4240						0			0
Payments for Community College Programs - Tuition	4270						0			0
Payments for Other Programs - Tuition	4280						0			0
Other Payments to In-State Govt Units (Describe & Itemize)	4290						0			0
Total Payments to Other Dist & Govt Units - Tuition (In State)	4200						205,000			205,000
Payments for Regular Programs - Transfers	4310						0			0
Payments for Special Education Programs - Transfers	4320						0			0
Payments for Adult/Continuing Ed Programs - Transfers	4330						0			0
Payments for CTE Programs - Transfers	4340						0			0
Payments for Community College Program - Transfers	4370						0			0
Payments for Other Programs - Transfers	4380						0			0
Other Payments to In-State Govt Units - Transfers (Describe & Itemize)	4390			0			0			0
Total Payments to Other Dist & Govt Units-Transfers (In State)	4300			0			0			0
Payments to Other Dist & Govt Units (Out of State)	4400						0			0
Total Payments to Other Dist & Govt Units	4000			102,710			205,000			307,710
DEBT SERVICE (ED)	5000									
Debt Service - Interest on Short-Term Debt	5100									
Tax Anticipation Warrants	5110						0			0
Tax Anticipation Notes	5120						0			0
Corporate Personal Property Repl Tax Anticipated Notes	5130						0			0
State Aid Anticipation Certificates	5140						0			0
Other Interest on Short-Term Debt (Describe & Itemize)	5150						0			0
Total Debt Service - Interest on Short-Term Debt	5100						0			0
Debt Service - Interest on Long-Term Debt	5200									
Total Debt Service	5000						0			0

Description: Enter Whole Numbers Only	Funct #	(100) Salaries	(200) Employee Benefits	(300) Purchased Services	(400) Supplies & Materials	(500) Capital Outlay	(600) Other Objects	(700) Non-Capitalized Equipment	(800) Termination Benefits	(900) Total
PROVISION FOR CONTINGENCIES (ED)	6000						0			0
Total Direct Disbursements/Expenditures		3,340,824	850,312	337,994	342,873	30,345	288,600	0	0	5,190,948
Excess (Deficiency) of Receipts/Revenues Over Disbursements/Expenditures										468,503
20 - OPERATIONS AND MAINTENANCE FUND (O&M)										
SUPPORT SERVICES (O&M)	2000									
Support Services - Pupil	2100									
Other Support Services - Pupils <i>(Describe & Itemize)</i>	2190	0	0	0	0	0	0	0	0	0
Support Services - Business	2500									
Direction of Business Support Services	2510	0	0	0	0	0	0	0	0	0
Facilities Acquisition & Construction Services	2530	0	0	0	0	0	0	0	0	0
Operation & Maintenance of Plant Services	2540	253,000	43,728	86,800	127,300	137,000	0	0	0	647,828
Pupil Transportation Services	2550	0	0	0	0	0	0	0	0	0
Food Services	2560					0		0		0
Total Support Services - Business	2500	253,000	43,728	86,800	127,300	137,000	0	0	0	647,828
Other Support Services <i>(Describe & Itemize)</i>	2900	0	0	0	0	0	0	0	0	0
Total Support Services	2000	253,000	43,728	86,800	127,300	137,000	0	0	0	647,828
COMMUNITY SERVICES (O&M)	3000	0	0	0	0	0	0	0	0	0
PAYMENTS TO OTHER DIST & GOVT UNITS (O&M)	4000									
Payments to Other Dist & Govt Units (In-State)	4100									
Payments for Regular Programs	4110			0			0			0
Payments for Special Education Programs	4120			0			0			0
Payments for CTE Program	4140			0			0			0
Other Payments to In-State Govt Units <i>(Describe & Itemize)</i>	4190			0			0			0
Total Payments to Other Dist & Govt Units (In-State)	4100			0			0			0
Payments to Other Dist & Govt Units (Out of State) ¹⁴	4400						0			0
Total Payments to Other Dist & Govt Unit	4000			0			0			0
DEBT SERVICE (O&M)	5000									
Debt Service - Interest on Short-Term Debt	5100									
Tax Anticipation Warrants	5110						0			0
Tax Anticipation Notes	5120						0			0
Corporate Personal Prop Repl Tax Anticipated Notes	5130						0			0
State Aid Anticipation Certificates	5140						0			0
Other Interest on Short-Term Debt <i>(Describe & Itemize)</i>	5150						0			0
Total Debt Service - Interest on Short-Term Debt	5100						0			0
Debt Service - Interest on Long-Term Debt	5200						0			0
Total Debt Service	5000						0			0
PROVISION FOR CONTINGENCIES (O&M)	6000						0			0
Total Direct Disbursements/Expenditures		253,000	43,728	86,800	127,300	137,000	0	0	0	647,828
Excess (Deficiency) of Receipts/Revenues Over Disbursements/Expenditures										(250,264)
30 - DEBT SERVICE FUND (DS)										
PAYMENTS TO OTHER DIST & GOVT UNITS (DS)	4000									
Payments to Other Dist & Govt Units (In-State)	4100									
Payments for Regular Programs	4110						0			0
Payments for Special Education Programs	4120						0			0
Other Payments to In-State Govt Units <i>(Describe & Itemize)</i>	4190						0			0
Total Payments to Other Dist & Govt Units (In-State)	4000						0			0
DEBT SERVICE (DS)	5000									
Debt Service - Interest on Short-Term Debt	5100									
Tax Anticipation Warrants	5110						0			0
Tax Anticipation Notes	5120						0			0

ESTIMATED DISBURSEMENTS/EXPENDITURES

Description: Enter Whole Numbers Only	Funct #	(100) Salaries	(200) Employee Benefits	(300) Purchased Services	(400) Supplies & Materials	(500) Capital Outlay	(600) Other Objects	(700) Non-Capitalized Equipment	(800) Termination Benefits	(900) Total
Corporate Personal Prop Repl Tax Anticipation Notes	5130						0			0
State Aid Anticipation Certificates	5140						0			0
Other Interest on Short-Term Debt <i>(Describe & Itemize)</i>	5150						0			0
Total Debt Service - Interest On Short-Term Debt	5100						0			0
Debt Service - Interest on Long-Term Debt	5200									
Debt Service - Payments of Principal on Long-Term Debt ¹⁵ <i>(Lease/Purchase Principal Retired)</i>	5300						40,873			40,873
Debt Service Other <i>(Describe & Itemize)</i>	5400			0			230,000			230,000
Total Debt Service	5000			0			270,873			270,873
PROVISION FOR CONTINGENCIES (DS)	6000						0			0
Total Direct Disbursements/Expenditures				0			270,873			270,873
Excess (Deficiency) of Receipts/Revenues Over Disbursements/Expenditures										(4,063)
40 - TRANSPORTATION FUND (TR)										
SUPPORT SERVICES (TR)	2000									
Support Services - Pupils	2100									
Other Support Services - Pupils <i>(Describe & Itemize)</i>	2190	0	0	0	0	0	0	0	0	0
Support Services - Business										
Pupil Transportation Services	2550	171,501	5,724	98,000	22,200	105,825	0	0	0	403,250
Other Support Services <i>(Describe & Itemize)</i>	2900	0	0	0	0	0	0	0	0	0
Total Support Services	2000	171,501	5,724	98,000	22,200	105,825	0	0	0	403,250
COMMUNITY SERVICES (TR)	3000	0	0	0	0	0	0	0	0	0
PAYMENTS TO OTHER DIST & GOVT UNITS (TR)	4000									
Payments to Other Dist & Govt Units (In-State)	4100									
Payments for Regular Program	4110			0			0			0
Payments for Special Education Programs	4120			0			0			0
Payments for Adult/Continuing Education Programs	4130			0			0			0
Payments for CTE Programs	4140			0			0			0
Payments for Community College Programs	4170			0			0			0
Other Payments to In-State Govt Units <i>(Describe & Itemize)</i>	4190			0			0			0
Total Payments to Other Dist & Govt Units (In-State)	4100			0			0			0
Payments to Other Dist & Govt Units (Out-of-State) <i>(Describe & Itemize)</i>	4400			0			0			0
Total Payments to Other Dist & Govt Units	4000			0			0			0
DEBT SERVICE (TR)	5000									
Debt Service - Interest on Short-Term Debt	5100									
Tax Anticipation Warrants	5110						0			0
Tax Anticipation Notes	5120						0			0
Corporate Personal Prop Repl Tax Anticipation Notes	5130						0			0
State Aid Anticipation Certificates	5140						0			0
Other Interest on Short-Term Debt <i>(Describe and Itemize)</i>	5150						0			0
Total Debt Service - Interest On Short-Term Debt	5100						0			0
Debt Service - Interest on Long-Term Debt	5200									
Debt Service - Payments of Principal on Long-Term Debt ¹⁵ <i>(Lease/Purchase Principal Retired)</i>	5300						0			0
Debt Service - Other <i>(Describe and Itemize)</i>	5400						0			0
Total Debt Service	5000						0			0
PROVISION FOR CONTINGENCIES (TR)	6000						0			0
Total Direct Disbursements/Expenditures		171,501	5,724	98,000	22,200	105,825	0	0	0	403,250
Excess (Deficiency) of Receipts/Revenues Over Disbursements/Expenditures										(167,670)

Description: Enter Whole Numbers Only	Funct #	(100) Salaries	(200) Employee Benefits	(300) Purchased Services	(400) Supplies & Materials	(500) Capital Outlay	(600) Other Objects	(700) Non-Capitalized Equipment	(800) Termination Benefits	(900) Total
50 - MUNICIPAL RETIREMENT/SOC SEC FUND (MR/SS)										
INSTRUCTION (MR/SS)	1000									
Regular Program	1100		22,382							22,382
Pre-K Programs	1125		7,393							7,393
Special Education Programs (Functions 1200-1220)	1200		29,458							29,458
Special Education Programs Pre-K	1225		1,086							1,086
Remedial and Supplemental Programs K-12	1250		3,185							3,185
Remedial and Supplemental Programs Pre-K	1275		0							0
Adult/Continuing Education Programs	1300		0							0
CTE Programs	1400		0							0
Interscholastic Programs	1500		515							515
Summer School Programs	1600		0							0
Gifted Programs	1650		0							0
Driver's Education Programs	1700		0							0
Bilingual Programs	1800		0							0
Truant Alternative & Optional Programs	1900		0							0
Total Instruction	1000		64,019							64,019
SUPPORT SERVICES (MR/SS)	2000									
Support Services - Pupil	2100									
Attendance & Social Work Services	2110		711							711
Guidance Services	2120		0							0
Health Services	2130		0							0
Psychological Services	2140		775							775
Speech Pathology & Audiology Services	2150		2,003							2,003
Other Support Services - Pupils (Describe & Itemize)	2190		940							940
Total Support Services - Pupil	2100		4,429							4,429
Support Services - Instructional Staff	2200									
Improvement of Instruction Services	2210		0							0
Educational Media Services	2220		2,121							2,121
Assessment & Testing	2230		0							0
Total Support Services - Instructional Staff	2200		2,121							2,121
Support Services - General Administration	2300									
Board of Education Services	2310		0							0
Executive Administration Services	2320		5,277							5,277
Special Area Administrative Services	2330		0							0
Claims Paid from Self Insurance Fund	2361		0							0
Workers' Compensation or Workers' Occupation Disease Acts Payments	2362		0							0
Unemployment Insurance Payments	2363		0							0
Insurance Payments (regular or self-insurance)	2364		0							0
Risk Management and Claims Services Payments	2365		0							0
Judgment and Settlements	2366		0							0
Educatl, Inspectl, Supervisory Serv. Related to Loss Prevention or Reduction	2367		7,473							7,473
Reciprocal Insurance Payments	2368		0							0
Legal Service	2369		0							0
Total Support Services - General Administration	2300		12,750							12,750
Support Services - School Administration	2400									
Office of the Principal Services	2410		14,054							14,054
Other Support Services - School Administration (Describe & Itemize)	2490		0							0
Total Support Services - School Administration	2400		14,054							14,054
Support Services - Business	2500									
Direction of Business Support Services	2510		0							0
Fiscal Services	2520		8,163							8,163
Facilities Acquisition & Construction Services	2530		0							0
Operation & Maintenance of Plant Service	2540		38,963							38,963
Pupil Transportation Services	2550		20,379							20,379
Food Services	2560		20,348							20,348
Internal Services	2570		0							0
Total Support Services - Business	2500		87,853							87,853
Support Services - Central	2600									

Description: Enter Whole Numbers Only	Funct #	(100) Salaries	(200) Employee Benefits	(300) Purchased Services	(400) Supplies & Materials	(500) Capital Outlay	(600) Other Objects	(700) Non-Capitalized Equipment	(800) Termination Benefits	(900) Total
Direction of Central Support Services	2610		0							0
Planning, Research, Development & Evaluation Services	2620		0							0
Information Services	2630		0							0
Staff Services	2640		0							0
Data Processing Services	2660		0							0
Total Support Services - Central	2600		0							0
Other Support Services (Describe & Itemize)	2900		0							0
Total Support Services	2000		121,207							121,207
COMMUNITY SERVICES (MR/SS)	3000		0							0
PAYMENTS TO OTHER DIST & GOVT UNITS (MR/SS)	4000									
Payments for Regular Programs	4110		0							0
Payments for Special Education Programs	4120		0							0
Payments for CTE Programs	4140		0							0
Total Payments to Other Dist & Govt Units	4000		0							0
DEBT SERVICE (MR/SS)	5000									
Debt Service - Interest on Short-Term Debt	5100									
Tax Anticipation Warrants	5110						0			0
Tax Anticipation Notes	5120						0			0
Corporate Personal Prop Repl Tax Anticipation Notes	5130						0			0
State Aid Anticipation Certificates	5140						0			0
Other (Describe & Itemize)	5150						0			0
Total Debt Service	5000						0			0
PROVISION FOR CONTINGENCIES (MR/SS)	6000						0			0
Total Direct Disbursements/Expenditures			185,226				0			185,226
Excess (Deficiency) of Receipts/Revenues Over Disbursements/Expenditures										(46,503)
60 - CAPITAL PROJECTS (CP)										
SUPPORT SERVICES (CP)	2000									
Support Services - Business										
Facilities Acquisition & Construction Services	2530	0	0	0	0	64,000	0	0		64,000
Other Support Services (Describe & Itemize)	2900	0	0	0	0	0	0	0		0
Total Support Services	2000	0	0	0	0	64,000	0	0		64,000
PAYMENTS TO OTHER DIST & GOVT UNITS (CP)	4000									
Payments to Other Dist & Govt Units (In-State)	4100									
Payments to Regular Programs	4110		0				0			0
Payment for Special Education Programs	4120		0				0			0
Payment for CTE Programs	4140		0				0			0
Payments to Other Govt Units (In-State) (Describe & Itemize)	4190		0				0			0
Total Payments to Other Districts & Govt Units	4000		0				0			0
PROVISION FOR CONTINGENCIES (CP)	6000						0			0
Total Direct Disbursements/Expenditures		0	0	0	0	64,000	0	0		64,000
Excess (Deficiency) of Receipts/Revenues Over Disbursements/Expenditures										(64,000)
70 WORKING CASH FUND (WC)										
80 - TORT FUND (TF)										
SUPPORT SERVICES - GENERAL ADMINISTRATION	2000									
Claims Paid from Self Insurance Fund	2361	0	0	0	0	0	0	0		0
Workers' Compensation or Workers' Occupational Disease Act Payments	2362	0	0	0	0	0	0	0		0
Unemployment Insurance Payments	2363	0	0	12,000	0	0	0	0		12,000
Insurance Payments (regular or self-insurance)	2364	0	0	85,000	0	0	0	0		85,000
Risk Management and Claims Services Payments	2365	0	0	0	0	0	0	0		0
Judgment and Settlements	2366	0	0	0	0	0	0	0		0

Description: Enter Whole Numbers Only	Funct #	(100) Salaries	(200) Employee Benefits	(300) Purchased Services	(400) Supplies & Materials	(500) Capital Outlay	(600) Other Objects	(700) Non-Capitalized Equipment	(800) Termination Benefits	(900) Total
Educatl, Inspectl, Supervisory Serv Related to Loss Prevention or Reduction	2367	0	0	40,000	0	0	0	0		40,000
Reciprocal Insurance Payments	2368	0	0	0	0	0	0	0		0
Legal Service	2369	0	0	15,000	0	0	0	0		15,000
Property Insurance (Building & Grounds)	2371	0	0	0	0	0	0	0		0
Vehicle Insurance (Transportation)	2372	0	0	0	0	0	0	0		0
Total Support Services - General Administration	2000	0	0	152,000	0	0	0	0		152,000
PAYMENTS TO OTHER DIST & GOVT UNITS (TF)	4000									
Payments for Regular Programs	4110						0			0
Payments for Special Education Programs	4120						0			0
Total Payments to Other Dist & Govt Units	4000						0			0
DEBT SERVICE (TF)	5000									
Debt Service - Interest on Short-Term Debt										
Tax Anticipation Warrants	5110						0			0
Corporate Personal Property Replacement Tax Anticipation Notes	5130						0			0
Other Interest on Short-Term Debt (Describe & Itemize)	5150						0			0
Total Debt Service	5000						0			0
PROVISION FOR CONTINGENCIES (TF)	6000						0			0
Total Direct Disbursements/Expenditures		0	0	152,000	0	0	0	0		152,000
Excess (Deficiency) of Receipts/Revenues Over Disbursements/Expenditures										66,945
90 - FIRE PREVENTION & SAFETY FUND (FP&S)										
SUPPORT SERVICES (FP&S)	2000									
Support Services - Business	2500									
Facilities Acquisition & Construction Services	2530	0	0	0	0	0	0	0		0
Operation & Maintenance of Plant Service	2540	0	0	0	0	0	0	0		0
Total Support Services - Business	2500	0	0	0	0	0	0	0		0
Other Support Services (Describe & Itemize)	2900	0	0	0	0	0	0	0		0
Total Support Services	2000	0	0	0	0	0	0	0		0
PAYMENTS TO OTHER DISTRICTS & GOVT UNITS (FP&S)	4000									
Payments to Regular Programs	4110						0			0
Payments to Special Education Programs	4120						0			0
Other Payments to In-State Govt Units (Describe & Itemize)	4190						0			0
Total Payments to Other Districts & Govt Units (FPS)	4000						0			0
DEBT SERVICE (FP&S)	5000									
Debt Service - Interest on Short-Term Debt	5100									
Tax Anticipation Warrants	5110						0			0
Other Interest on Short-Term Debt (Describe & Itemize)	5150						0			0
Total Debt Service - Interest on Short-Term Debt	5100						0			0
Debt Service - Interest on Long-Term Debt	5200						0			0
Debt Service - Payments of Principal on Long-Term Debt ¹⁵ (Lease/Purchase Principal Retired)	5300						0			0
Total Debt Service	5000						0			0
PROVISIONS FOR CONTINGENCIES (FP&S)	6000						10,000			10,000
Total Direct Disbursements/Expenditures		0	0	0	0	0	10,000	0		10,000
Excess (Deficiency) of Receipts/Revenues Over Disbursements/Expenditures										26,853

This page is provided for detailed itemizations as requested within the body of the Report.

- 1.
- 2.
- 3.
- 4.

DEFICIT BUDGET SUMMARY INFORMATION - Operating Funds Only					
Description	EDUCATIONAL FUND (10)	OPERATIONS & MAINTENANCE FUND (20)	TRANSPORTATION FUND (40)	WORKING CASH FUND (70)	TOTAL
Direct Revenues	5,659,451	397,564	235,580	60,783	6,353,378
Direct Expenditures	5,190,948	647,828	403,250		6,242,026
Difference	468,503	(250,264)	(167,670)	60,783	111,352
Estimated Fund Balance - June 30, 2020	3,445,545	1,441,421	14,156	1,569,912	6,471,034

Balanced budget, no deficit reduction plan is required.

A deficit reduction plan is required if the local board of education adopts (or amends) the 2019-20 school district budget in which the "operating funds" listed above result in direct revenues (line 9) being less than direct expenditures (line 19) by an amount equal to or greater than one-third (1/3) of the ending fund balance (line 81).

Note: The balance is determined using only the four funds listed above. That is, if the estimated ending fund balance is less than three times the deficit spending, the district must adopt and file with ISBE a deficit reduction plan to balance the shortfall within three years.

The School Code, Section 17-1 (105 ILCS 5/17-1) - If the 2018-2019 Annual Financial Report (AFR) reflects a deficit as defined above (page 36), then the school district shall adopt and submit a deficit reduction plan (found here on page 20-24) to ISBE within 30 days after acceptance of the AFR.

The deficit reduction plan, if required, is developed using ISBE guidelines and format.

**ILLINOIS STATE BOARD OF EDUCATION
School Business Services Division**

35-050-1500-02 <i>District Number</i>		DEFICIT REDUCTION PLAN				
		ESTIMATED BUDGET FY2019-2020				
Marseilles Elementary District 150 <i>District Name</i>		Educational Fund	Operations & Maintenance Fund	Transportation Fund	Working Cash Fund	Total
ESTIMATED BEGINNING FUND BALANCE <i>(must equal prior Ending Fund Balance)</i>		2,977,042	1,691,685	83,826	1,611,129	6,363,682
RECEIPTS/REVENUES	Acct #					
LOCAL SOURCES	1000	1,761,893	397,564	69,280	60,783	2,289,520
FLOW-THROUGH RECEIPTS/REVENUES FROM ONE DISTRICT TO ANOTHER DISTRICT	2000	0	0	0		0
STATE SOURCES	3000	3,318,021	0	166,300	0	3,484,321
FEDERAL SOURCES	4000	579,537	0	0	0	579,537
Total Receipts/Revenues		5,659,451	397,564	235,580	60,783	6,353,378
DISBURSEMENTS/EXPENDITURES	Funct #					
INSTRUCTION	1000	3,176,438				3,176,438
SUPPORT SERVICES	2000	1,700,800	647,828	403,250		2,751,878
COMMUNITY SERVICES	3000	6,000	0	0		6,000
PAYMENTS TO OTHER DISTRICTS & GOVT. UNITS	4000	307,710	0	0		307,710
DEBT SERVICES	5000	0	0	0		0
PROVISION FOR CONTINGENCIES	6000	0	0	0		0
Total Disbursements/Expenditures		5,190,948	647,828	403,250		6,242,026
Excess of Receipts/Revenue Over/(Under) Disbursements/Expenditures		468,503	(250,264)	(167,670)	60,783	111,352
OTHER SOURCES/USES OF FUNDS						
OTHER SOURCES OF FUNDS (7000)		0	0	98,000	0	98,000
OTHER USES OF FUNDS (8000)		0	0	0	102,000	102,000
TOTAL OTHER SOURCES/USES OF FUNDS		0	0	98,000	(102,000)	(4,000)
ESTIMATED ENDING FUND BALANCE		3,445,545	1,441,421	14,156	1,569,912	6,471,034

**ILLINOIS STATE BOARD OF EDUCATION
School Business Services Division**

35-050-1500-02 District Number Marseilles Elementary District 150 District Name		ESTIMATED BUDGET FY2020-2021				
		Educational Fund	Operations & Maintenance Fund	Transportation Fund	Working Cash Fund	Total
ESTIMATED BEGINNING FUND BALANCE <i>(must equal prior Ending Fund Balance)</i>		3,445,545	1,441,421	14,156	1,569,912	6,471,034
RECEIPTS/REVENUES	Acct #					
LOCAL SOURCES	1000					0
FLOW-THROUGH RECEIPTS/REVENUES FROM ONE DISTRICT TO ANOTHER DISTRICT	2000					0
STATE SOURCES	3000					0
FEDERAL SOURCES	4000					0
Total Receipts/Revenues		0	0	0	0	0
DISBURSEMENTS/EXPENDITURES	Funct #					
INSTRUCTION	1000					0
SUPPORT SERVICES	2000					0
COMMUNITY SERVICES	3000					0
PAYMENTS TO OTHER DISTRICTS & GOVT. UNITS	4000					0
DEBT SERVICES	5000					0
PROVISION FOR CONTINGENCIES	6000					0
Total Disbursements/Expenditures		0	0	0		0
Excess of Receipts/Revenue Over/(Under) Disbursements/Expenditures		0	0	0	0	0
OTHER SOURCES/USES OF FUNDS						
OTHER SOURCES OF FUNDS (7000)						0
OTHER USES OF FUNDS (8000)						0
TOTAL OTHER SOURCES/USES OF FUNDS		0	0	0	0	0
ESTIMATED ENDING FUND BALANCE		3,445,545	1,441,421	14,156	1,569,912	6,471,034

**ILLINOIS STATE BOARD OF EDUCATION
School Business Services Division**

35-050-1500-02 <i>District Number</i>		ESTIMATED BUDGET FY2021-2022				
		Educational Fund	Operations & Maintenance Fund	Transportation Fund	Working Cash Fund	Total
Marseilles Elementary District 150 <i>District Name</i>						
ESTIMATED BEGINNING FUND BALANCE <i>(must equal prior Ending Fund Balance)</i>		3,445,545	1,441,421	14,156	1,569,912	6,471,034
RECEIPTS/REVENUES	Acct #					
LOCAL SOURCES	1000					0
FLOW-THROUGH RECEIPTS/REVENUES FROM ONE DISTRICT TO ANOTHER DISTRICT	2000					0
STATE SOURCES	3000					0
FEDERAL SOURCES	4000					0
Total Receipts/Revenues		0	0	0	0	0
DISBURSEMENTS/EXPENDITURES	Funct #					
INSTRUCTION	1000					0
SUPPORT SERVICES	2000					0
COMMUNITY SERVICES	3000					0
PAYMENTS TO OTHER DISTRICTS & GOVT. UNITS	4000					0
DEBT SERVICES	5000					0
PROVISION FOR CONTINGENCIES	6000					0
Total Disbursements/Expenditures		0	0	0		0
Excess of Receipts/Revenue Over/(Under) Disbursements/Expenditures		0	0	0	0	0
OTHER SOURCES/USES OF FUNDS						
OTHER SOURCES OF FUNDS (7000)						0
OTHER USES OF FUNDS (8000)						0
TOTAL OTHER SOURCES/USES OF FUNDS		0	0	0	0	0
ESTIMATED ENDING FUND BALANCE		3,445,545	1,441,421	14,156	1,569,912	6,471,034

**ILLINOIS STATE BOARD OF EDUCATION
School Business Services Division**

35-050-1500-02 District Number Marseilles Elementary District 150 District Name		ESTIMATED BUDGET FY2022-2023				
		Educational Fund	Operations & Maintenance Fund	Transportation Fund	Working Cash Fund	Total
ESTIMATED BEGINNING FUND BALANCE <i>(must equal prior Ending Fund Balance)</i>		3,445,545	1,441,421	14,156	1,569,912	6,471,034
RECEIPTS/REVENUES	Acct #					
LOCAL SOURCES	1000					0
FLOW-THROUGH RECEIPTS/REVENUES FROM ONE DISTRICT TO ANOTHER DISTRICT	2000					0
STATE SOURCES	3000					0
FEDERAL SOURCES	4000					0
Total Receipts/Revenues		0	0	0	0	0
DISBURSEMENTS/EXPENDITURES	Funct #					
INSTRUCTION	1000					0
SUPPORT SERVICES	2000					0
COMMUNITY SERVICES	3000					0
PAYMENTS TO OTHER DISTRICTS & GOVT. UNITS	4000					0
DEBT SERVICES	5000					0
PROVISION FOR CONTINGENCIES	6000					0
Total Disbursements/Expenditures		0	0	0		0
Excess of Receipts/Revenue Over/(Under) Disbursements/Expenditures		0	0	0	0	0
OTHER SOURCES/USES OF FUNDS						
OTHER SOURCES OF FUNDS (7000)						0
OTHER USES OF FUNDS (8000)						0
TOTAL OTHER SOURCES/USES OF FUNDS		0	0	0	0	0
ESTIMATED ENDING FUND BALANCE		3,445,545	1,441,421	14,156	1,569,912	6,471,034

ILLINOIS STATE BOARD OF EDUCATION
School Business Services Division

35-050-1500-02 <i>District Number</i>		SUMMARY			
		BUDGET ADDENDUM - DEFICIT REDUCTION PLAN ESTIMATED BUDGET			
Marseilles Elementary District 150 <i>District Name</i>		<i>Date of Adoption:</i> _____ <i>(Enter as MM/DD/YY)</i>			
		FY2019-2020	FY2020-2021	FY2021-2022	FY2022-2023
ESTIMATED BEGINNING FUND BALANCE <i>(must equal prior Ending Fund Balance)</i>		6,363,682	6,471,034	6,471,034	6,471,034
RECEIPTS/REVENUES	Acct #				
LOCAL SOURCES	1000	2,289,520	0	0	0
FLOW-THROUGH RECEIPTS/REVENUES FROM ONE DISTRICT TO ANOTHER DISTRICT	2000	0	0	0	0
STATE SOURCES	3000	3,484,321	0	0	0
FEDERAL SOURCES	4000	579,537	0	0	0
Total Receipts/Revenues		6,353,378	0	0	0
DISBURSEMENTS/EXPENDITURES	Funct #				
INSTRUCTION	1000	3,176,438	0	0	0
SUPPORT SERVICES	2000	2,751,878	0	0	0
COMMUNITY SERVICES	3000	6,000	0	0	0
PAYMENTS TO OTHER DISTRICTS & GOVT. UNITS	4000	307,710	0	0	0
DEBT SERVICES	5000	0	0	0	0
PROVISION FOR CONTINGENCIES	6000	0	0	0	0
Total Disbursements/Expenditures		6,242,026	0	0	0
Excess of Receipts/Revenue Over/(Under) Disbursements/Expenditures		111,352	0	0	0
OTHER SOURCES/USES OF FUNDS					
OTHER SOURCES OF FUNDS (7000)		98,000	0	0	0
OTHER USES OF FUNDS (8000)		102,000	0	0	0
TOTAL OTHER SOURCES/USES OF FUNDS		(4,000)	0	0	0
ESTIMATED ENDING FUND BALANCE		6,471,034	6,471,034	6,471,034	6,471,034

Deficit Reduction Plan-Background/Assumptions
Fiscal Year 2019-2020 through Fiscal Year 2022-2023

Marseilles Elementary District 150 **35-050-1500-02**

Please complete the following schedule and include a brief description to identify any areas of the budget that will be impacted from one year to the next. If the deficit reduction plan relies upon new local revenues, identify contingencies for further budget reductions which will be enacted in the event those new revenues are not available.

1. Background and Narrative of Budget Reductions:

2. Assumptions Used in the Deficit Reduction Plan:

- **EBF and Estimated New Tier Funding:**

- **Equal Assessed Valuation and Tax Rates:**

- **Employee Salaries and Benefits:**

- **Short and Long Term Borrowing:**

- **Educational Impact:**

- Other Assumptions:

- Has the district considered shared services or outsourcing (Ex: Transportation, Insurance) If yes please explain:

ESTIMATED LIMITATION OF ADMINISTRATIVE COSTS

(For Local Use Only)

This is an estimated Limitation of Administrative Costs Worksheet only and will not be accepted for Official Submission of the Limitation of Administrative Costs Worksheet.

The worksheet is intended for use during the budgeting process to estimate the district's percent increase of FY2020 budgeted expenditures over FY2019 actual expenditures. Budget information is copied to this page. Insert the prior year estimated actual expenditures to compute the estimated percentage increase (decrease).

The official Limitation of Administrative Costs Worksheet is attached to the end of the Annual Financial Report (ISBE Form 50-35) and may be submitted in conjunction with that report.

An official Limitation of Administrative Costs Worksheet can also be found on the ISBE website at:

[Limitation of Administrative Costs](#)

ESTIMATED LIMITATION OF ADMINISTRATIVE COSTS WORKSHEET			School District Name: Marseilles Elementary District 150				
(Section 17-1.5 of the School Code)			RCDT Number: 35-050-1500-02				
		Estimated Actual Expenditures, Fiscal Year 2019			Budgeted Expenditures, Fiscal Year 2020		
Description (Enter Whole Numbers Only)	Funct #	(10) Educational Fund	(20) Operations & Maintenance Fund	Total	(10) Educational Fund	(20) Operations & Maintenance Fund	Total
1. Executive Administration Services	2320	165,098		165,098	172,370		172,370
2. Special Area Administration Services	2330			0	0		0
3. Other Support Services - School Administration	2490			0	0		0
4. Direction of Business Support Services	2510			0	0	0	0
5. Internal Services	2570			0	0		0
6. Direction of Central Support Services	2610			0	0		0
7. Deduct - Early Retirement or other pension obligations required by state law and include above				0			0
8. Totals		165,098	0	165,098	172,370	0	172,370
9. Estimated Percent Increase (Decrease) for FY2020 (Budgeted) over FY2019 (Actual)							4%

Reference Description

- 1 Each fund balance should correspond to the fund balance reflected on the books as of June 30th - Balance Sheet Accounts #720 and #730 (audit figures, if available).
- 2 Accounting and Financial Reporting for Certain Grants and Other Financial Assistance. The "On-Behalf" Payments should only be reflected on this page (Budget Summary, Lines 10 and 20).
- 3 Requires the secretary of the school board to notify the county clerk (within 30 days of the transfer approval) to abate an equal amount of taxes to be next extended. See Sec. 10-22.14 & 17-2.11.
- 3^a Requires notification to the county clerk to abate an equal amount from taxes next extended. See section 10-22.14
- 4 Principal on Bonds Sold:
 - (1) Funding Bonds are to be entered in the fund or funds in which the liability occurs.
 - (2) Refunding Bonds can be entered in the Debt Services Fund only.
 - (3) Building Bonds can be entered in the Capital Projects Fund only.
 - (4) Fire Prevention and Safety Bonds can be entered in the Fire Prevention & Safety Fund only.
- 5

The proceeds from the sale of school sites, buildings, or other real estate shall be used first to pay the principal and interest on any outstanding bonds on the property being sold, and after all such bonds have been retired, the remaining proceeds from the sale next shall be used by the school board to meet any urgent district needs as determined under Sections 2-3.12 and 17-2.11 of the School Code. Once these issues have been addressed, any remaining proceeds may be used for any other authorized purpose and for deposit into any district fund.
- 6 The School Code, Section 10-22.44 prohibits the transfer of interest earned on the investment of "any funds for purposes of Illinois Municipal Retirement under the Pension Code." This prohibition does not include funds for Social Security and Medicare-only purposes. For additional requirements on interest earnings, see 23 Illinois Administrative Code, Part 100, Section 100.50.
- 7 Cash plus investments must be greater than or equal to zero.
- 8 For cash basis budgets, this total will equal the Budget Summary - Total Direct Receipts/Revenues (Line 9) plus Total Other Sources of Funds (Line 46).
- 9 For cash basis budgets, this total will equal the Budget Summary - Total Direct Disbursements/Expenditures (Line 19) plus Total Other Uses of Funds (Line 79).
- 10 Working Cash Fund loans may be made to any district fund for which taxes are levied (Section 20-5 of the School Code).
- 11 Include revenue accounts 1110 through 1115, 1117,1118 & 1120.
- 12 The School Code Section 17-2.2c. Tax for leasing educational facilities or computer technology or both, and for temporary relocation expense purposes.
- 13 Corporate personal property replacement tax revenue must be first applied to the Municipal Retirement/Social Security Fund to replace tax revenue lost due to the abolition of the corporate personal property tax (30 ILCS 115/12). This provision does not apply to taxes levied for Medicare-Only purposes.
- 14 Only tuition payments made to private facilities. See Functions 4200 or 4400 for estimated public facility disbursements/expenditures.
- 15 Payment towards the retirement of lease/purchase agreements or bonded/other indebtedness (principal only) otherwise reported within the fund - e.g.: alternate revenue bonds. (Describe & Itemize)
- 16 Only abolishment of Working Cash Fund must transfer its funds directly to the Educational Fund upon adoption of a resolution and at the close of the current school Year (see 105 ILCS 5/20-8 for further explanation)
Only abatement of working cash fund can transfer its funds to any fund in most need of money (see 105 ILCS 5/20-10 for further explanation)

CHECK FOR ERRORS	
<p>This worksheet checks various cells to assure that selected items are in balance. Out-of-balance conditions are accompanied by an error message. Errors must be corrected before the budget is finalized and submitted to ISBE.</p>	
Budget Item References	Message
Is Deficit Reduction Plan Required?	Congratulations! You have a balanced budget.
If required, is Deficit Reduction Plan Completed (Page: DefReductPlan 20-24)?	
1. Cover Page - CASH or ACCRUAL	
Check one type of Accounting Basis used on the Cover sheet.	CASH
2. Budget Summary: Other Sources (Page BudgetSum 2-3 - Acct 7000), must equal Other Uses (BudgetSum 2-3 - Acct. 8000).	
Estimated Beginning Fund Balance July,1 2019 for all Funds (Cells C3 - K3) (Line must have a number or zero. Do not leave blank.)	OK
Transfer Among Funds (Funds 10, 20, 40 - Acct 7130 - Cells C29, D29, F29), must equal (Funds 10, 20 & 40 - Acct 8130 - Cells C52, D52, F52).	OK
Transfer of Interest (Funds 10 thru 90 - Acct 7140 - Cells C30:K30), must equal (Funds 10 thru 60, & 80 - Acct 8140 - Cells C53:H53, J53).	OK
Transfer to Debt Service to Pay Principal on Capital Leases (Fund 30 - Acct 7400 - Cell E39) must equal (Funds 10, 20 & 60 - Acct 8400 Cells C57:H60).	OK
Transfer to Debt Service to Pay Interest on Capital Leases (Fund 30 - Acct 7500 - Cell E40) must equal (Funds 10, 20 & 60 - Acct 8500 - Cells C61:H64).	OK
Transfer to Debt Service Fund to Pay Principal on Revenue Bonds (Fund 30 - Acct 7600 - Cell E41) must equal (Funds 10 & 20 - Acct 8600 - Cells C65:D68).	OK
Transfer to Debt Service to Pay Interest on Revenue Bonds (Fund 30 - Acct 7700 - Cell E42) must equal (Funds 10 & 20 - Acct 8700 - Cells C69:D72).	OK
Transfer to Capital Projects Fund (Fund 60 - Acct 7800 - Cell H43) must equal (Fund 10 & 20, Acct 8800 - Cells C73:D76).	OK
3. Summary of Cash Transactions: Beginning Cash Balance on Hand July 1, 2019, (CashSum 4, All Funds), cannot be negative.	
Educational (Fund 10 - Cell C3)	OK
Operations & Maintenance (Fund 20 - Cell D3)	OK
Debt Service (Fund 30 - Cell E3)	OK
Transportation (Fund 40 - Cell F3)	OK
Municipal Retirement/Social Security (Fund 50 - Cell G3)	OK
Capital Projects (Fund 60 - Cell H3)	OK
Working Cash (Fund 70 - Cell I3)	OK
Tort (Fund 80 - Cell J3)	OK
Fire Prevention & Safety (Fund 90 - Cell K3)	OK
4. Summary of Cash Transactions: Ending Cash Balance on Hand June 30, 2020, (Page CashSum 4 - All Funds), cannot be negative.	
Educational (Fund 10 - Cell C21)	OK
Operations & Maintenance (Fund 20 - Cell D21)	OK
Debt Service (Fund 30 - Cell E21)	OK
Transportation (Fund 40 - F21)	OK
Municipal Retirement/Social Security (Fund 50 - Cell G21)	OK
Capital Projects (Fund 60 - H21)	OK
Working Cash (Fund 70 - Cell I21)	OK
Tort (Fund 80 - Cell J21)	OK
Fire Prevention & Safety (Fund 90 - Cell K21)	OK
5. Summary of Cash Transactions: Other Receipts, (Page CashSum 4), must equal Other Disbursements, (Page CashSum 4).	
Interfund Loans Payable (Funds 10:60, 80, 90 - Acct 411 - Cells C6:H6, J6:K6) must equal Interfund Loans Receivable (Funds 10:20, 40, 70 - Acct 141 - Cells C15:D15, F15, I15).	OK
Interfund Loans Receivable (Funds 10, 20, 40 & 70 - Acct 141 - Cells C7:D7, F7, I7) must equal Interfund Loans Payable (Funds 10:60, 80, 90 - Acct 411 - Cells C16:H16, J16, K16).	OK

End of Balancing