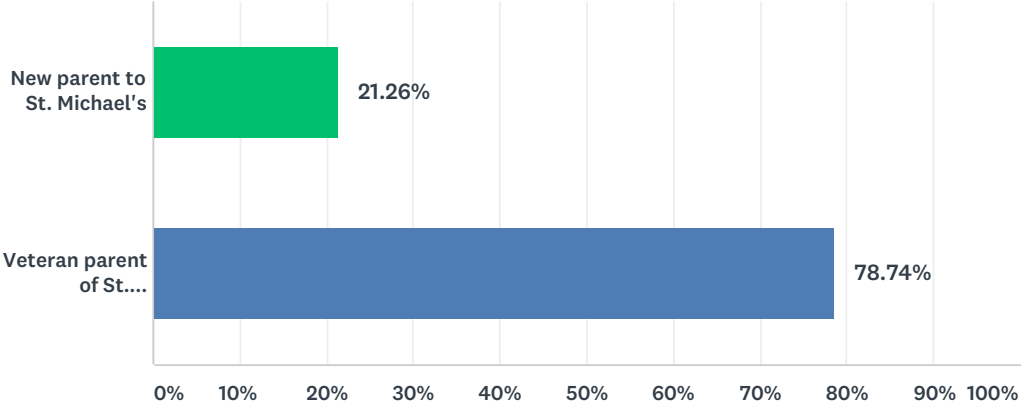


Q1 I am a (select one)

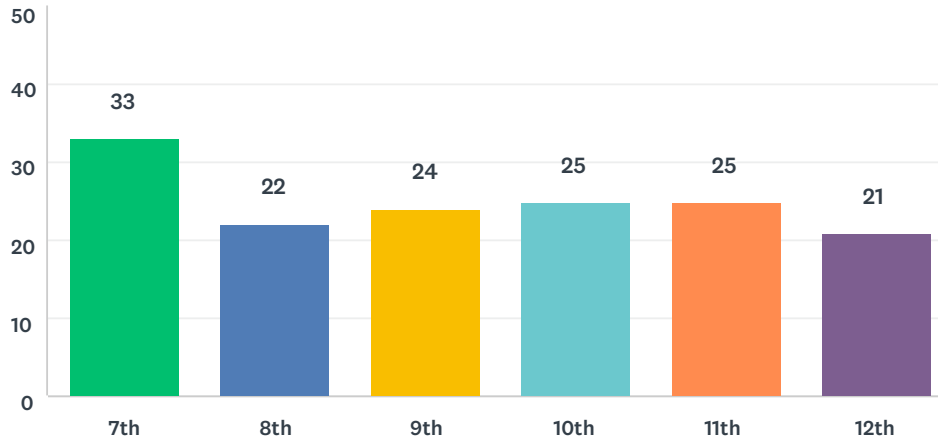
Answered: 127 Skipped: 0



ANSWER CHOICES	RESPONSES	
New parent to St. Michael's	21.26%	27
Veteran parent of St. Michael's	78.74%	100
TOTAL		127

Q2 What grade(s) are your student(s) in?

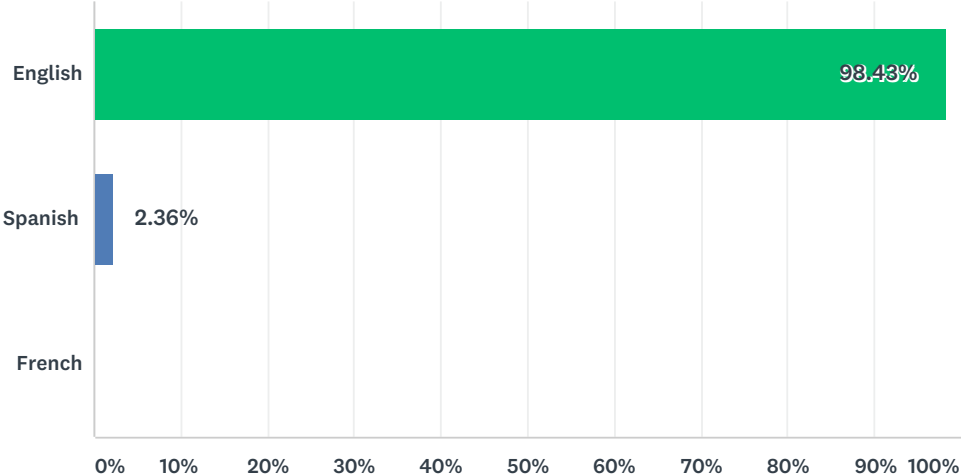
Answered: 127 Skipped: 0



ANSWER CHOICES	RESPONSES	
7th	25.98%	33
8th	17.32%	22
9th	18.90%	24
10th	19.69%	25
11th	19.69%	25
12th	16.54%	21
Total Respondents: 127		

Q3 What is the primary language spoken in your home?

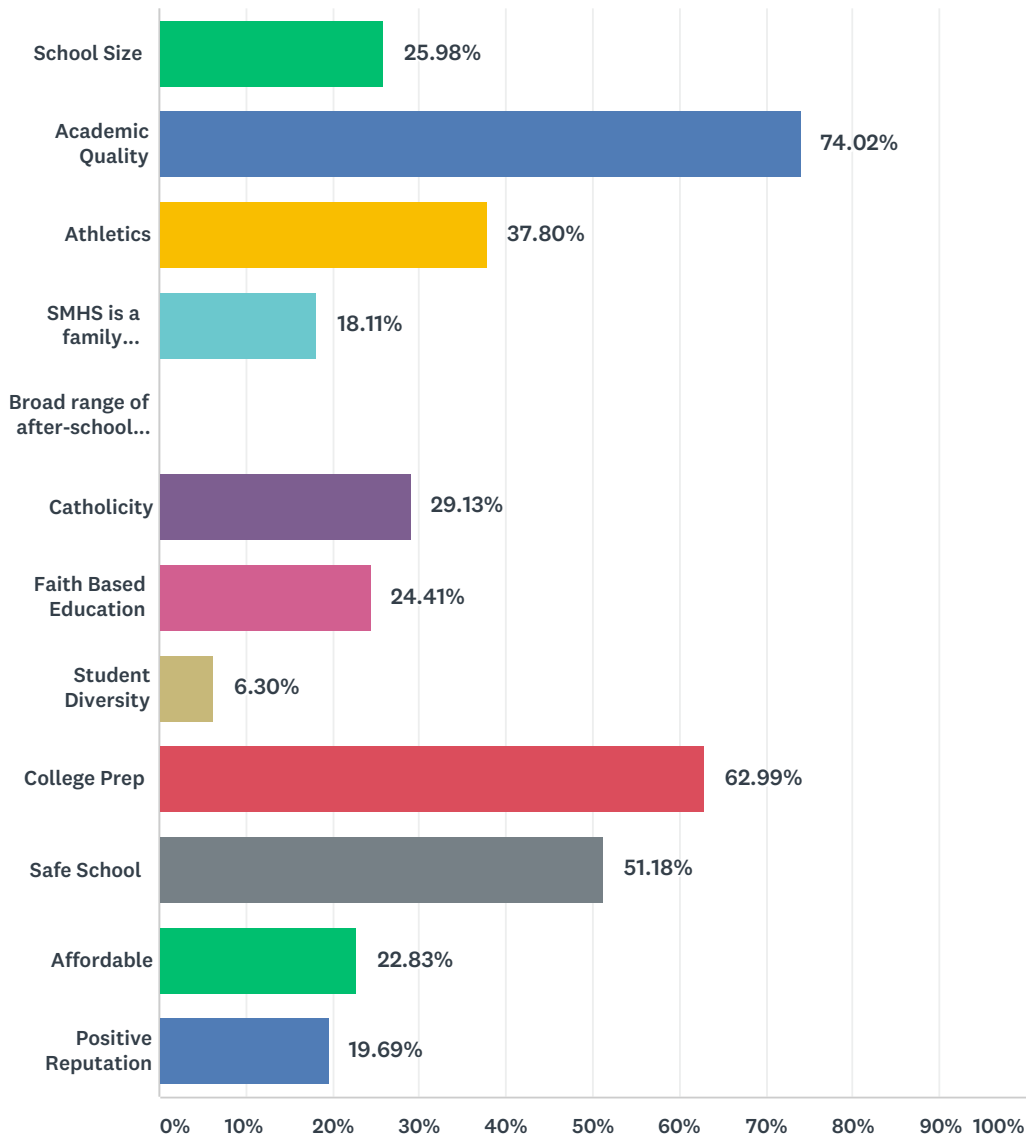
Answered: 127 Skipped: 0



ANSWER CHOICES	RESPONSES	
English	98.43%	125
Spanish	2.36%	3
French	0.00%	0
Total Respondents: 127		

Q4 Think back to when you were deciding where to send your student to middle/high school. What was it about SMHS that made you choose this school for your student? Please check the top 4 statements that best represent what was most important to you at that time.

Answered: 127 Skipped: 0



ANSWER CHOICES	RESPONSES	
School Size	25.98%	33
Academic Quality	74.02%	94
Athletics	37.80%	48
SMHS is a family tradition	18.11%	23
Broad range of after-school options	0.00%	0

Parent Survey 2018-2019 (#7)

Catholicity	29.13%	37
Faith Based Education	24.41%	31
Student Diversity	6.30%	8
College Prep	62.99%	80
Safe School	51.18%	65
Affordable	22.83%	29
Positive Reputation	19.69%	25
Total Respondents: 127		

Parent Survey 2018-2019 (#7)

Q5 Educational Program:

Answered: 127 Skipped: 0

	STRONGLY DISAGREE	DISAGREE	NOT SURE	NO OPINION	AGREE	STRONGLY AGREE	TOTAL	WEIGHTED AVERAGE
The quality of instruction at St. Michael's meets or exceeds my expectations.	0.00% 0	3.94% 5	9.45% 12	3.15% 4	60.63% 77	22.83% 29	127	1.25
Students receive high quality instruction from an inspired, respectful, and accountable faculty.	0.00% 0	6.30% 8	7.09% 9	2.36% 3	59.06% 75	25.20% 32	127	1.28
Students integrate modern educational technologies into their learning.	0.00% 0	7.09% 9	11.81% 15	6.30% 8	57.48% 73	17.32% 22	127	1.02
The quality of instruction in the math department meets or exceeds my expectations.	0.79% 1	10.24% 13	6.30% 8	3.15% 4	50.39% 64	29.13% 37	127	1.25
The quality of instruction in the science department meets or exceeds my expectations.	0.79% 1	9.45% 12	6.30% 8	3.94% 5	55.12% 70	24.41% 31	127	1.17
The quality of instruction in the theology department meets or exceeds my expectations.	0.79% 1	7.14% 9	8.73% 11	14.29% 18	45.24% 57	23.81% 30	126	1.07
The quality of instruction in the English department meets or exceeds my expectations.	0.79% 1	6.30% 8	8.66% 11	4.72% 6	44.88% 57	34.65% 44	127	1.40
The quality of instruction in the fine arts department meets or exceeds my expectations.	0.79% 1	1.57% 2	14.96% 19	29.13% 37	39.37% 50	14.17% 18	127	0.78
The quality of instruction in the history/social studies department meets or exceeds my expectations.	0.00% 0	5.51% 7	8.66% 11	7.09% 9	51.97% 66	26.77% 34	127	1.27
The quality of instruction in the foreign language department meets or exceeds my expectations.	0.00% 0	6.35% 8	16.67% 21	24.60% 31	42.86% 54	9.52% 12	126	0.65
My student receives accurate and timely feedback on his/her performance.	3.15% 4	9.45% 12	6.30% 8	7.09% 9	51.18% 65	22.83% 29	127	1.01
When requested, teachers provide parents with adequate suggestions regarding learning at home.	4.72% 6	9.45% 12	7.87% 10	25.20% 32	37.01% 47	15.75% 20	127	0.61
My student is being academically prepared to pursue higher education.	2.38% 3	3.97% 5	7.94% 10	3.17% 4	46.03% 58	36.51% 46	126	1.44
Overall, I am satisfied with my student's academic progress.	1.57% 2	5.51% 7	7.09% 9	0.00% 0	53.54% 68	32.28% 41	127	1.40
St. Michael's is the best educational value in Santa Fe.	0.00% 0	3.17% 4	19.84% 25	11.90% 15	32.54% 41	32.54% 41	126	1.27

Parent Survey 2018-2019 (#7)

Q6 Faculty & Staff

Answered: 127 Skipped: 0

	STRONGLY DISAGREE	DISAGREE	NOT SURE	NO OPINION	AGREE	STRONGLY AGREE	TOTAL	WEIGHTED AVERAGE
Teachers hold my student to high expectations.	0.79% 1	4.72% 6	4.72% 6	7.09% 9	51.97% 66	30.71% 39	127	1.37
Teachers are accessible to parents/guardians.	1.59% 2	10.32% 13	3.97% 5	7.94% 10	50.79% 64	25.40% 32	126	1.12
My student has a close relationship with at least one adult at St. Michael's.	0.79% 1	6.35% 8	12.70% 16	5.56% 7	47.62% 60	26.98% 34	126	1.20
Teachers provide sufficient and appropriate information regarding my student's academic progress.	2.36% 3	13.39% 17	3.15% 4	5.51% 7	59.06% 75	16.54% 21	127	0.88
School staff treat students in a fair and consistent manner.	0.79% 1	7.87% 10	13.39% 17	7.87% 10	55.12% 70	14.96% 19	127	0.90
Teachers are creative and inspiring in their approach to teaching.	1.59% 2	5.56% 7	20.63% 26	13.49% 17	44.44% 56	14.29% 18	126	0.77
Teachers consistently use technology to enhance learning in the classroom.	0.00% 0	9.45% 12	22.05% 28	11.02% 14	43.31% 55	14.17% 18	127	0.76
Teachers consistently engage my student in the classroom.	0.00% 0	5.56% 7	23.02% 29	4.76% 6	50.79% 64	15.87% 20	126	0.93
Teachers are approachable.	0.79% 1	5.51% 7	9.45% 12	7.87% 10	52.76% 67	23.62% 30	127	1.16
Teachers are responsive to parent communication and parent input.	1.57% 2	6.30% 8	6.30% 8	16.54% 21	47.24% 60	22.05% 28	127	1.02
Teachers maintain a classroom where my child feels physically and emotionally safe.	0.00% 0	1.57% 2	10.24% 13	6.30% 8	50.39% 64	31.50% 40	127	1.43

Parent Survey 2018-2019 (#7)

Q7 School Communication

Answered: 127 Skipped: 0

	STRONGLY DISAGREE	DISAGREE	NOT SURE	NO OPINION	AGREE	STRONGLY AGREE	TOTAL	WEIGHTED AVERAGE
I rely on School Reach (automated phone system) to receive updates about St. Michael's.	0.79% 1	1.57% 2	0.00% 0	1.57% 2	41.73% 53	54.33% 69	127	2.01
Email communication (Letter Home) is clear and easy to understand.	0.00% 0	0.00% 0	0.00% 0	2.36% 3	51.18% 65	46.46% 59	127	1.91
I use the school website to access information.	0.00% 0	2.36% 3	0.79% 1	2.36% 3	59.06% 75	35.43% 45	127	1.63
The website is updated and easy to navigate.	1.57% 2	11.02% 14	2.36% 3	6.30% 8	52.76% 67	25.98% 33	127	1.15
St. Michael's communicates with families well.	0.00% 0	2.36% 3	2.36% 3	3.15% 4	54.33% 69	37.80% 48	127	1.65
School-wide expectations concerning policies, rules, and structures are clearly communicated at St. Michael's.	1.57% 2	3.94% 5	2.36% 3	2.36% 3	51.97% 66	37.80% 48	127	1.57
School information sent to me is easy to understand (such as letters, School Reach).	0.79% 1	0.00% 0	1.57% 2	3.15% 4	51.97% 66	42.52% 54	127	1.77
The school helps me understand how to best support my student's learning at home.	0.00% 0	11.11% 14	13.49% 17	19.84% 25	34.92% 44	20.63% 26	126	0.86
NetHorsemen (student grade portal) is easy to navigate.	4.72% 6	8.66% 11	4.72% 6	9.45% 12	52.76% 67	19.69% 25	127	0.89
I use social media (Facebook, Twitter, Instagram) to find out more about what is happening at St. Michael's.	19.05% 24	24.60% 31	2.38% 3	18.25% 23	26.98% 34	8.73% 11	126	-0.29
NetHorsemen is kept updated and is reliable.	3.17% 4	14.29% 18	11.11% 14	9.52% 12	49.21% 62	12.70% 16	126	0.63
St. Michael's models collaboration, cooperation, and communication among the students and all members of the community.	0.79% 1	3.17% 4	11.11% 14	9.52% 12	57.14% 72	18.25% 23	126	1.06

Q8 Communication Effectiveness How effective has each of the following communication practices been in the past year?

Answered: 127 Skipped: 0

	VERY INEFFECTIVE	INEFFECTIVE	NOT SURE	NO OPINION	EFFECTIVE	VERY EFFECTIVE	TOTAL	WEIGHTED AVERAGE
Emails to parents/guardians	0.00% 0	1.57% 2	2.36% 3	3.15% 4	58.27% 74	34.65% 44	127	1.61
St. Michael's website	0.79% 1	3.15% 4	3.94% 5	10.24% 13	59.84% 76	22.05% 28	127	1.20
Phone system and recorded messages	0.00% 0	1.59% 2	3.17% 4	3.97% 5	46.83% 59	44.44% 56	126	1.79
School-wide text messages	0.79% 1	5.56% 7	11.11% 14	27.78% 35	32.54% 41	22.22% 28	126	0.91
Social Media (Facebook, Twitter, Instagram)	5.51% 7	11.02% 14	11.81% 15	39.37% 50	22.83% 29	9.45% 12	127	0.24
NetHorsemen	0.79% 1	7.14% 9	5.56% 7	11.11% 14	53.97% 68	21.43% 27	126	1.09
Communication about weather delays, snow days, and alternate schedules.	0.00% 0	2.36% 3	0.00% 0	0.79% 1	55.12% 70	41.73% 53	127	1.78

Q9 Athletics & Extracurricular Activities

Answered: 127 Skipped: 0

	STRONGLY DISAGREE	DISAGREE	NOT SURE	NO OPINION	AGREE	STRONGLY AGREE	TOTAL	WEIGHTED AVERAGE
I am pleased with the variety of non-athletic, after-school activity options offered at St. Michael's.	0.79% 1	7.87% 10	11.02% 14	13.39% 17	48.82% 62	18.11% 23	127	0.93
I am pleased with the athletic programs offered at St. Michael's.	0.79% 1	3.94% 5	4.72% 6	11.81% 15	58.27% 74	20.47% 26	127	1.13
I am pleased with the school's coaches and athletic/activity directors.	7.87% 10	13.39% 17	5.51% 7	13.39% 17	45.67% 58	14.17% 18	127	0.51
The school could do more to diversify the non-athletic, after-school offerings.	0.79% 1	1.57% 2	14.17% 18	37.80% 48	34.65% 44	11.02% 14	127	0.64
Coaches respond to parent questions or concerns in a timely manner.	7.14% 9	6.35% 8	7.94% 10	28.57% 36	35.71% 45	14.29% 18	126	0.51
Coaches are courteous and respectful of parents.	6.30% 8	6.30% 8	7.09% 9	18.90% 24	43.31% 55	18.11% 23	127	0.72
My student-athlete has been discouraged from participating in other sports in order to ensure their participation in a particular sport.	11.02% 14	21.26% 27	13.39% 17	28.35% 36	15.75% 20	10.24% 13	127	-0.08
Coaches treat players with respect.	5.51% 7	10.24% 13	13.39% 17	19.69% 25	37.80% 48	13.39% 17	127	0.51
My student has been discouraged from participating in other clubs/activities in order to ensure their participation in particular club/activity.	14.17% 18	26.77% 34	11.02% 14	33.07% 42	7.87% 10	7.09% 9	127	-0.40
My student-athlete has been intimidated by a coach in the last 4 months.	23.81% 30	19.84% 25	9.52% 12	30.95% 39	10.32% 13	5.56% 7	126	-0.64
Coaches model Lasallian values to their players.	6.35% 8	11.11% 14	19.05% 24	30.16% 38	23.81% 30	9.52% 12	126	0.22

Parent Survey 2018-2019 (#7)

Q10 School Discipline

Answered: 127 Skipped: 0

	STRONGLY DISAGREE	DISAGREE	NOT SURE	NO OPINION	AGREE	STRONGLY AGREE	TOTAL	WEIGHTED AVERAGE
The school's approach to discipline works for my child.	1.57% 2	0.00% 0	7.09% 9	17.32% 22	51.97% 66	22.05% 28	127	1.13
School personnel treat students in a fair and consistent manner.	0.79% 1	4.72% 6	12.60% 16	5.51% 7	56.69% 72	19.69% 25	127	1.09
School staff maintain consistent discipline that is conducive to learning.	0.79% 1	5.51% 7	13.39% 17	8.66% 11	51.97% 66	19.69% 25	127	1.03
My student can identify and follow the school-wide rules.	0.79% 1	0.79% 1	1.57% 2	1.57% 2	63.78% 81	31.50% 40	127	1.55
St. Michael's addresses bullying in a serious way.	1.57% 2	5.51% 7	23.62% 30	19.69% 25	30.71% 39	18.90% 24	127	0.77
St. Michael's investigates bullying incidents quickly.	1.57% 2	3.94% 5	32.28% 41	23.62% 30	24.41% 31	14.17% 18	127	0.58
St. Michael's investigates bullying incidents fairly.	1.57% 2	3.94% 5	33.86% 43	24.41% 31	22.83% 29	13.39% 17	127	0.54
My child feels he/she can report bullying to the administration, and it is taken seriously.	1.57% 2	4.72% 6	22.83% 29	14.17% 18	37.01% 47	19.69% 25	127	0.87
My child has had something stolen at school.	25.20% 32	32.28% 41	12.60% 16	7.09% 9	13.39% 17	9.45% 12	127	-0.66
My child feels safe at school.	0.00% 0	0.79% 1	2.36% 3	3.94% 5	58.27% 74	34.65% 44	127	1.61
The dress code is appropriately enforced at St. Michael's.	5.51% 7	10.24% 13	7.87% 10	7.09% 9	48.82% 62	20.47% 26	127	0.83
Random drug testing at St. Michael's has created a safer environment.	4.72% 6	10.24% 13	25.98% 33	14.96% 19	21.26% 27	22.83% 29	127	0.65
The school's emphasis on discipline and safety is a significant factor in why I send my child(ren) to St. Michael's.	2.38% 3	6.35% 8	6.35% 8	11.90% 15	48.41% 61	24.60% 31	126	1.09

Parent Survey 2018-2019 (#7)

Q11 School Climate/Environment:

Answered: 127 Skipped: 0

	STRONGLY DISAGREE	DISAGREE	NOT SURE	NO OPINION	AGREE	STRONGLY AGREE	TOTAL	WEIGHTED AVERAGE
I have opportunities for involvement at the school (as a parent).	0.79% 1	1.57% 2	4.72% 6	7.09% 9	65.35% 83	20.47% 26	127	1.23
Students model integrity and high moral character.	0.00% 0	3.94% 5	7.87% 10	10.24% 13	57.48% 73	20.47% 26	127	1.15
Students attend a safe, clean campus.	0.00% 0	2.36% 3	2.36% 3	3.15% 4	62.20% 79	29.92% 38	127	1.50
The school provides support to transition new students into St. Michael's.	0.00% 0	2.36% 3	20.47% 26	7.09% 9	47.24% 60	22.83% 29	127	1.13
Students model respect and inclusiveness.	0.00% 0	0.79% 1	14.17% 18	7.09% 9	57.48% 73	20.47% 26	127	1.18
I've heard my student talk about the five Lasallian core principles outside of the school.	4.76% 6	20.63% 26	11.11% 14	11.90% 15	38.10% 48	13.49% 17	126	0.44
The school has a positive reputation in the community.	0.00% 0	0.79% 1	7.09% 9	0.79% 1	65.35% 83	25.98% 33	127	1.43
The school campus is well equipped and appropriately designed to promote learning and healthy development.	0.00% 0	8.66% 11	7.87% 10	3.15% 4	60.63% 77	19.69% 25	127	1.11
Students honor and respect all school facilities and the property of others.	0.79% 1	5.51% 7	16.54% 21	5.51% 7	51.97% 66	19.69% 25	127	1.03
Students respect the philosophy and practices of other faiths.	0.00% 0	4.72% 6	11.02% 14	11.02% 14	53.54% 68	19.69% 25	127	1.08
Students engage in service learning and community service projects.	0.00% 0	3.17% 4	11.90% 15	5.56% 7	55.56% 70	23.81% 30	126	1.24
My student finds the R&R program meaningful and helpful to their experience at St. Michael's.	1.57% 2	10.24% 13	18.11% 23	7.87% 10	37.80% 48	24.41% 31	127	0.96

Q12 School Uniforms/Tommy Hilfiger

Answered: 127 Skipped: 0

	STRONGLY DISAGREE	DISAGREE	NOT SURE	NO OPINION	AGREE	STRONGLY AGREE	TOTAL	WEIGHTED AVERAGE
Tommy Hilfiger makes good, quality uniforms.	7.87% 10	19.69% 25	8.66% 11	12.60% 16	40.94% 52	10.24% 13	127	0.28
Tommy Hilfiger has been easy to work with in ordering uniforms.	22.83% 29	24.41% 31	6.30% 8	15.75% 20	24.41% 31	6.30% 8	127	-0.50
My student understands the educational value of having a school uniform.	3.15% 4	11.81% 15	14.17% 18	8.66% 11	48.03% 61	14.17% 18	127	0.69
The dress code is enforced at St. Michael's.	3.94% 5	7.87% 10	13.39% 17	1.57% 2	53.54% 68	19.69% 25	127	0.93
Tommy Hilfiger has been responsive to my student's needs for uniforms.	18.11% 23	19.69% 25	6.30% 8	23.62% 30	24.41% 31	7.87% 10	127	-0.26
Tommy Hilfiger uniforms are reasonably priced.	17.32% 22	30.71% 39	3.94% 5	13.39% 17	25.98% 33	8.66% 11	127	-0.31
I don't really care if St. Michael's has a uniform or not.	35.20% 44	32.00% 40	6.40% 8	6.40% 8	12.00% 15	8.00% 10	125	-1.02
I support the dress code at St. Michael's.	3.94% 5	9.45% 12	3.94% 5	5.51% 7	33.86% 43	43.31% 55	127	1.43
The Tommy Hilfiger website is easy to understand and navigate.	7.87% 10	12.60% 16	8.66% 11	22.05% 28	37.80% 48	11.02% 14	127	0.35
I wish the uniform would go away.	39.37% 50	29.92% 38	6.30% 8	9.45% 12	6.30% 8	8.66% 11	127	-1.16
The uniform is a source of dissent, arguments, and conflict in my household.	44.88% 57	33.86% 43	3.15% 4	7.09% 9	7.09% 9	3.94% 5	127	-1.50

Q13 Cafeteria

Answered: 127 Skipped: 0

	STRONGLY DISAGREE	DISAGREE	NOT SURE	NO OPINION	AGREE	STRONGLY AGREE	TOTAL	WEIGHTED AVERAGE
My child enjoys eating lunches provided by the school cafeteria.	15.75% 20	23.62% 30	5.51% 7	27.56% 35	19.69% 25	7.87% 10	127	-0.28
The food options provided by the cafeteria are healthy.	2.36% 3	12.60% 16	22.83% 29	33.07% 42	21.26% 27	7.87% 10	127	0.25
Prices in the cafeteria are reasonable.	16.67% 21	23.81% 30	11.90% 15	23.81% 30	17.46% 22	6.35% 8	126	-0.37
Food portions in the cafeteria are large enough for my student.	7.14% 9	13.49% 17	25.40% 32	26.19% 33	22.22% 28	5.56% 7	126	0.04
Cafeteria staff treat my student with respect.	0.00% 0	1.59% 2	22.22% 28	28.57% 36	29.37% 37	18.25% 23	126	0.83

Q14 My student's favorite 2 meals in the cafeteria are:

Answered: 61 Skipped: 66

Q15 My student's least favorite 2 meals in the cafeteria are:

Answered: 50 Skipped: 77

Q16 Technology

Answered: 127 Skipped: 0

	STRONGLY DISAGREE	DISAGREE	NOT SURE	NO OPINION	AGREE	STRONGLY AGREE	TOTAL	WEIGHTED AVERAGE
My student has multiple opportunities to use technology during the day.	0.80% 1	8.80% 11	19.20% 24	5.60% 7	51.20% 64	14.40% 18	125	0.83
St. Michael's offers access to up-to-date computers and technologies.	0.79% 1	5.56% 7	25.40% 32	6.35% 8	47.62% 60	14.29% 18	126	0.83
My student has access to a fully functioning, internet-connected computer at home.	2.36% 3	2.36% 3	3.15% 4	1.57% 2	54.33% 69	36.22% 46	127	1.54
I've noticed my student's device(s) can sometimes be more of a distraction than a learning tool.	1.57% 2	14.17% 18	7.09% 9	14.17% 18	44.09% 56	18.90% 24	127	0.82
The technology available to my student at St. Mike's meets or exceeds my expectations.	0.79% 1	9.52% 12	23.02% 29	7.94% 10	47.62% 60	11.11% 14	126	0.69
Students integrate modern educational technologies into their learning.	0.79% 1	4.72% 6	21.26% 27	8.66% 11	53.54% 68	11.02% 14	127	0.80
Every student should have a device in their hands at all times.	43.31% 55	29.92% 38	8.66% 11	8.66% 11	7.87% 10	1.57% 2	127	-1.47
My student frequently uses technology to assist in homework/learning at home.	0.79% 1	4.72% 6	1.57% 2	0.79% 1	74.02% 94	18.11% 23	127	1.21
I am happy with the balance between technology and traditional educational methods at St. Michael's.	0.79% 1	7.09% 9	13.39% 17	7.09% 9	55.12% 70	16.54% 21	127	0.95

Q17 St. Michael's Administration

Answered: 127 Skipped: 0

	STRONGLY DISAGREE	DISAGREE	NOT SURE	NO OPINION	AGREE	STRONGLY AGREE	TOTAL	WEIGHTED AVERAGE
The school's president uses the school's mission, values, and Ends Policies to guide decision-making.	0.79% 1	3.15% 4	18.90% 24	8.66% 11	43.31% 55	25.20% 32	127	1.13
The school president is accessible to me when needed.	0.79% 1	3.15% 4	18.90% 24	15.75% 20	36.22% 46	25.20% 32	127	1.06
The president is implementing changes to improve the school.	0.79% 1	1.57% 2	19.69% 25	14.96% 19	34.65% 44	28.35% 36	127	1.16
The president communicates effectively with parents and the community.	2.36% 3	3.15% 4	11.02% 14	12.60% 16	40.94% 52	29.92% 38	127	1.20
School administrators (principal or assistant principals) are accessible to listen to my concerns.	1.59% 2	3.97% 5	6.35% 8	7.94% 10	46.83% 59	33.33% 42	126	1.38
The principals deal with problems and conflicts in a fair manner.	2.36% 3	1.57% 2	18.11% 23	16.54% 21	30.71% 39	30.71% 39	127	1.14
I understand why St. Michael's has the president/principal model.	3.15% 4	3.15% 4	6.30% 8	6.30% 8	48.82% 62	32.28% 41	127	1.33
I understand the role of the Board of Trustees at St. Michael's.	2.36% 3	8.66% 11	22.05% 28	13.39% 17	30.71% 39	22.83% 29	127	0.83
I know what the term "policy governance" means at St. Michael's.	4.72% 6	11.81% 15	23.62% 30	7.09% 9	35.43% 45	17.32% 22	127	0.61

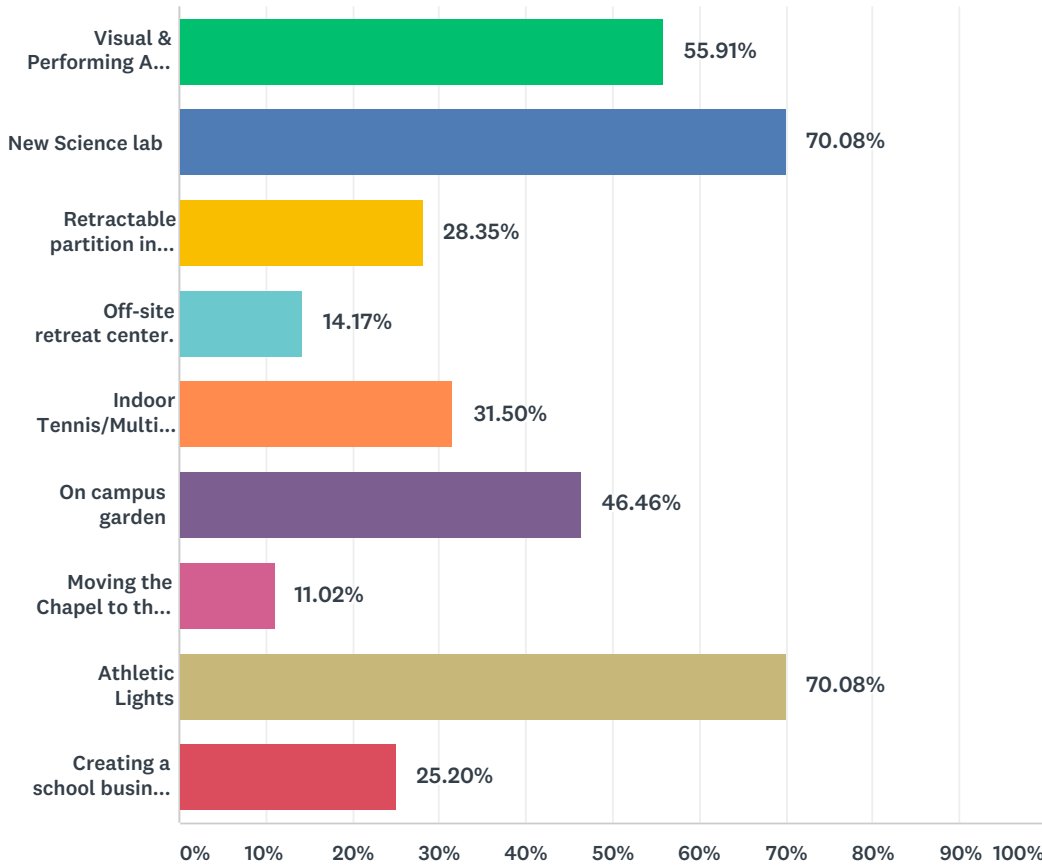
Q18 St. Michael's Counseling & Guidance Department

Answered: 127 Skipped: 0

	STRONGLY DISAGREE	DISAGREE	NOT SURE	NO OPINION	AGREE	STRONGLY AGREE	TOTAL	WEIGHTED AVERAGE
The school provides good counseling support for my student's academic challenges.	2.36% 3	5.51% 7	19.69% 25	20.47% 26	41.73% 53	10.24% 13	127	0.60
The school provides good counseling support for my student's social challenges.	1.57% 2	4.72% 6	29.13% 37	29.92% 38	25.20% 32	9.45% 12	127	0.44
ACT/SAT test preparation options are well communicated at St. Michael's.	3.15% 4	8.66% 11	18.11% 23	22.05% 28	39.37% 50	8.66% 11	127	0.47
Support with college admissions preparation (college search, financial aid, and scholarship assistance) meets or exceeds my expectations.	4.72% 6	6.30% 8	26.77% 34	28.35% 36	28.35% 36	5.51% 7	127	0.24
The message that SMHS expects my student to graduate and attend college is clear and consistent.	0.79% 1	1.57% 2	7.87% 10	1.57% 2	48.82% 62	39.37% 50	127	1.63
The counselors are available when I need them.	1.57% 2	4.72% 6	17.32% 22	30.71% 39	34.65% 44	11.02% 14	127	0.58
The counselors are helpful and easy to work with.	1.57% 2	5.51% 7	19.69% 25	29.13% 37	30.71% 39	13.39% 17	127	0.61
The ACT/SAT test preparation meets or exceeds my expectations.	5.56% 7	5.56% 7	30.95% 39	30.16% 38	23.81% 30	3.97% 5	126	0.13
My student knows St. Michael's participates in a dual-credit program with SFCC and the Higher Learning Center.	4.72% 6	8.66% 11	34.65% 44	8.66% 11	32.28% 41	11.02% 14	127	0.43
My student has been offered the opportunity to take college classes through the dual-credit programs with SFCC and/or the Higher Education Center.	5.51% 7	18.90% 24	37.80% 48	23.62% 30	10.24% 13	3.94% 5	127	-0.13
The counseling department responds to me in a timely manner.	2.38% 3	5.56% 7	11.90% 15	38.89% 49	30.16% 38	11.11% 14	126	0.51

Q19 Capital Projects, Buildings There are many building projects the administration is working to explore and implement over the next 2 to 5 years. Please choose 4 projects/ideas you feel would make the biggest impact to our students at St. Michael's.

Answered: 127 Skipped: 0



ANSWER CHOICES	RESPONSES	
Visual & Performing Arts Bldg	55.91%	71
New Science lab	70.08%	89
Retractable partition in Tipton	28.35%	36
Off-site retreat center.	14.17%	18
Indoor Tennis/Multipurpose Facility	31.50%	40
On campus garden	46.46%	59
Moving the Chapel to the Auditorium.	11.02%	14
Athletic Lights	70.08%	89
Creating a school busing route to the Southwest side of town.	25.20%	32
Total Respondents: 127		

Q20 Academic Ideas & VisioningThe administration is constantly evaluating the current state of education in our community and region and strives to make our educational electives and pathways interesting and meaningful to your students. Below are some ideas (no commitments have been made) about classes we are considering offering in the future. Please rank, in order of importance to you, the options below, with 1 being the MOST important and 6 being the LEAST important.

Answered: 127 Skipped: 0

	1	2	3	4	5	6	TOTAL	SCORE
More classes in computer science like coding, cyber security, robotics, and artificial intelligence	33.86% 43	12.60% 16	17.32% 22	14.17% 18	13.39% 17	8.66% 11	127	4.13
Classes in cooking and culinary arts	7.09% 9	11.81% 15	7.87% 10	12.60% 16	11.02% 14	49.61% 63	127	2.43
Classes in the medical field like medical terminology, medical ethics, medical interventions, genetics, and neuroscience	18.11% 23	26.77% 34	23.62% 30	18.11% 23	8.66% 11	4.72% 6	127	4.13
Classes in engineering like aerospace, biotechnical, mechanical, and civil engineering	15.75% 20	23.62% 30	20.47% 26	22.05% 28	12.60% 16	5.51% 7	127	3.91
Classes in law such as intro to law, business law, and legal terminology	4.72% 6	12.60% 16	13.39% 17	14.96% 19	37.80% 48	16.54% 21	127	2.82
Classes in business such as marketing, accounting, personal finance, and human resources	20.47% 26	12.60% 16	17.32% 22	18.11% 23	16.54% 21	14.96% 19	127	3.57

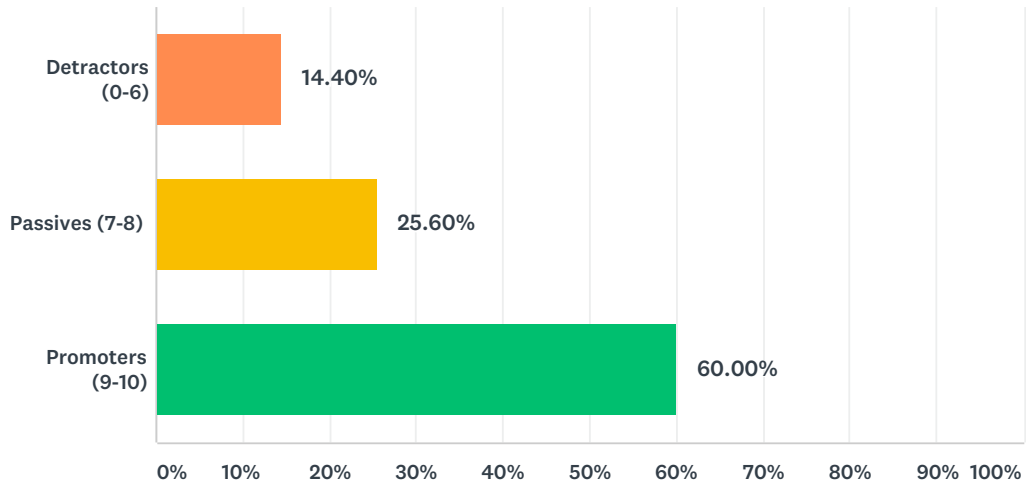
Q21 Tuition, Fundraising, Business Office

Answered: 127 Skipped: 0

	STRONGLY DISAGREE	DISAGREE	NOT SURE	NO OPINION	AGREE	STRONGLY AGREE	TOTAL	WEIGHTED AVERAGE
I understand the difference between the St. Michael's Foundation and St. Michael's High School.	2.36% 3	11.81% 15	18.90% 24	2.36% 3	42.52% 54	22.05% 28	127	0.90
I would rather pay more in tuition than have to sell any raffle tickets.	14.29% 18	30.95% 39	7.94% 10	17.46% 22	18.25% 23	11.11% 14	126	-0.22
I would pay an extra \$50 in the Capital Improvement Fee if I knew it helped with building a significant new facility for students.	7.87% 10	10.24% 13	16.54% 21	11.81% 15	37.01% 47	16.54% 21	127	0.53
The payment options through SmartTuition meet my needs.	4.72% 6	8.66% 11	9.45% 12	10.24% 13	51.97% 66	14.96% 19	127	0.74
SmartTuition is easy to use.	3.97% 5	10.32% 13	9.52% 12	15.08% 19	43.65% 55	17.46% 22	126	0.74
The business office is responsive when I have questions regarding tuition or fees.	3.94% 5	0.79% 1	11.02% 14	18.11% 23	37.01% 47	29.13% 37	127	1.12
The business office provides quality customer service when needed.	3.94% 5	0.00% 0	7.87% 10	14.96% 19	40.94% 52	32.28% 41	127	1.26
The business office communicates well.	3.94% 5	0.79% 1	8.66% 11	18.11% 23	43.31% 55	25.20% 32	127	1.06
A 1% discount for a full tuition payment by Friday, July 5, 2019, is a good idea.	3.97% 5	2.38% 3	8.73% 11	19.05% 24	34.13% 43	31.75% 40	126	1.15

Q22 How likely is it that you would recommend St. Michael's High School to a friend or colleague?

Answered: 125 Skipped: 2



DETRACTORS (0-6)	PASSIVES (7-8)	PROMOTERS (9-10)	NET PROMOTER® SCORE
14.40%	25.60%	60.00%	46
18	32	75	

Q23 What do you most appreciate about St. Michael's that you would like to see continued?

Answered: 127 Skipped: 0

Q24 What suggestions do you have for academic or other improvements at St. Michael's?

Answered: 127 Skipped: 0