

Preliminary DF3 17-18

Grade	ELA		Math	
	Level 3 Cut Score	Distance from 3	Level 3 Cut Score	Distance from 3
3	2432	-61	2436	-77
4	2473	-54	2485	-71
5	2502	-62	2528	-81
6	2531	-67	2552	-112
Avg.		-61		-85

Fremont



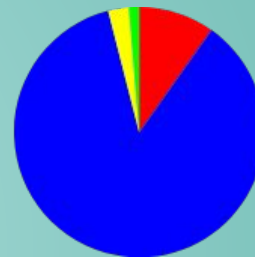
17/18 Attendance:	94.88%
17/18 Enrollment:	860
17/18 EL Population:	46.4%

EL Reclassification

2015-16		2016-17		2017-18	
# of Students	%	# of Students	%	# of Students	%
40	9.2%	62	14.1%	36	8.8%

Principal - Teresa Arambula
Vice Principal - Cheryl Stamper

Demographic Data:



86.2%	Hispanic
9.8%	African American
2.7%	White
1.3%	Other





Smarter Balanced Data (3 yr Trend)

		African American				Hispanic				White				Other				School Wide			
		Not Met	Nearly Met	Met	Exceed.	Not Met	Nearly Met	Met	Exceed.	Not Met	Nearly Met	Met	Exceed.	Not Met	Nearly Met	Met	Exceed.	Not Met	Nearly Met	Met	Exceed.
ELA	17-18	62%	18%	15%	5%	48%	25%	19%	8%	50%	17%	33%	0%	N/A	N/A	N/A	N/A	49%	24%	19%	8%
	16-17	52%	29%	19%	0%	53%	24%	16%	8%	67%	17%	17%	0%	N/A	N/A	N/A	N/A	53%	24%	16%	7%
	15-16	70%	23%	8%	0%	57%	22%	14%	7%	50%	25%	25%	0%	N/A	N/A	N/A	N/A	58%	22%	14%	6%
Math	17-18	56%	31%	8%	5%	55%	31%	10%	5%	50%	42%	8%	0%	N/A	N/A	N/A	N/A	55%	31%	10%	5%
	16-17	62%	29%	7%	2%	57%	26%	11%	5%	50%	42%	8%	0%	N/A	N/A	N/A	N/A	58%	27%	11%	5%
	15-16	68%	21%	9%	2%	58%	27%	11%	4%	42%	42%	17%	0%	N/A	N/A	N/A	N/A	60%	25%	11%	4%

Note: N/A displayed for <10 students.

California School Dashboard

Status and Change Report

State Indicator	All Student Performance	Status	Change
Chronic Absenteeism	N/A	N/A	N/A
Suspension Rate		Medium 1.4%	Declined Significantly -1.2%
English Learner Progress		Low 63.5%	Maintained +1.4%
English Language Arts		Very Low 74.1 points below level 3	Declined -2.2 points
Mathematics		Low 86.9 points below level 3	Declined Significantly -20 points

Performance Levels:  Blue (Highest)  Green  Yellow  Orange  Red (Lowest)

Staffing Structure

Kinder Teachers 7
1st Grade Teachers 6
2nd Grade Teachers 5
3rd Grade Teachers 5
4th Grade Teachers 5
5th Grade Teachers 4
6th Grade Teachers 4
Special Ed Teachers 3
Support Staff by Position Academic Coach - 3 Intervention Specialist - 1

Fremont



School Programs

Focus School
SPED - M/M, SH
Magnet- Technology
PLTW Launch
Achieve 3000
State Pre-K