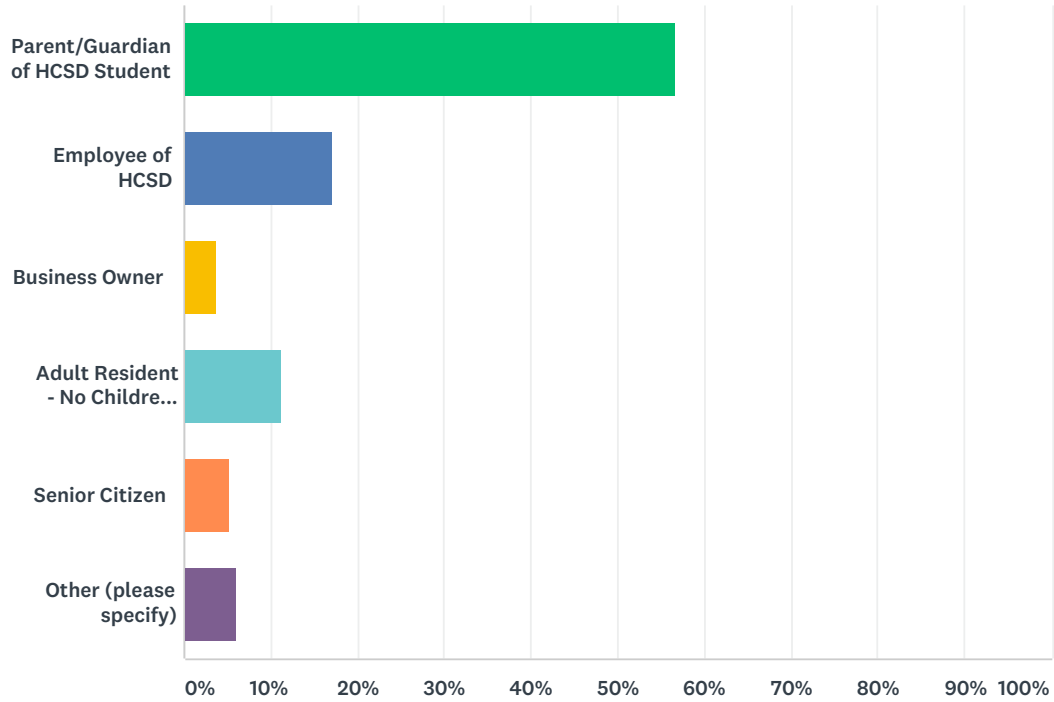


Q1 Which one of the following statements best describes you?

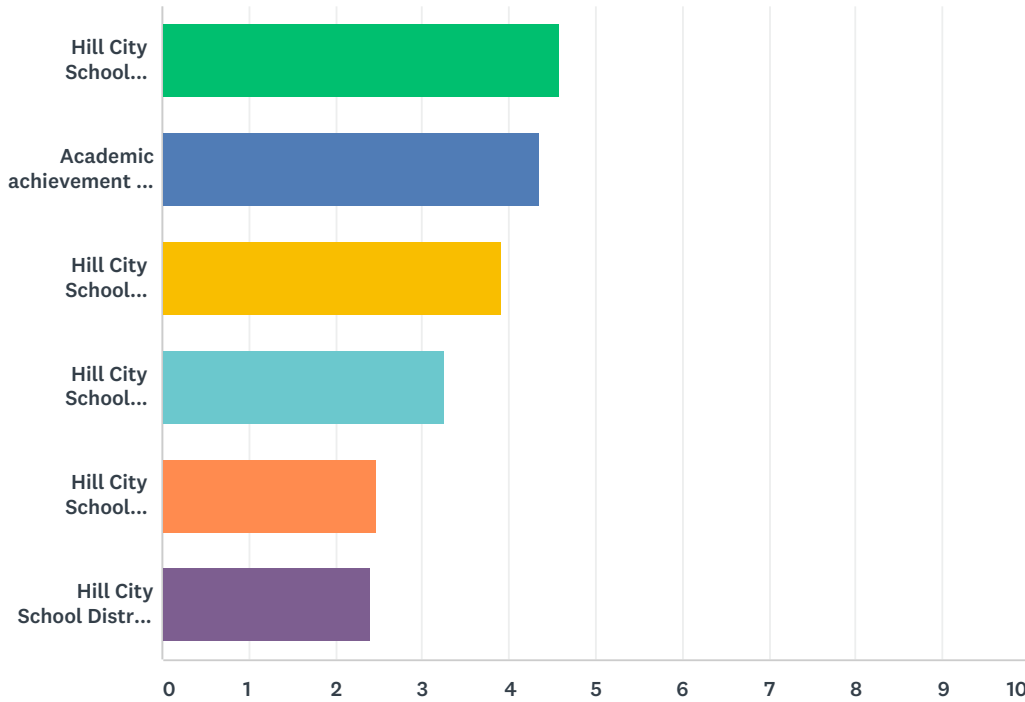
Answered: 134 Skipped: 0



ANSWER CHOICES	RESPONSES	
Parent/Guardian of HCSD Student	56.72%	76
Employee of HCSD	17.16%	23
Business Owner	3.73%	5
Adult Resident - No Children under 18	11.19%	15
Senior Citizen	5.22%	7
Other (please specify)	5.97%	8
Total Respondents: 134		

Q2 When thinking about what makes you most proud of the Hill City School District, please rank the choices below with 1 being what you are most proud of about our school district. You may slide the options up or down or select the arrow.

Answered: 120 Skipped: 14



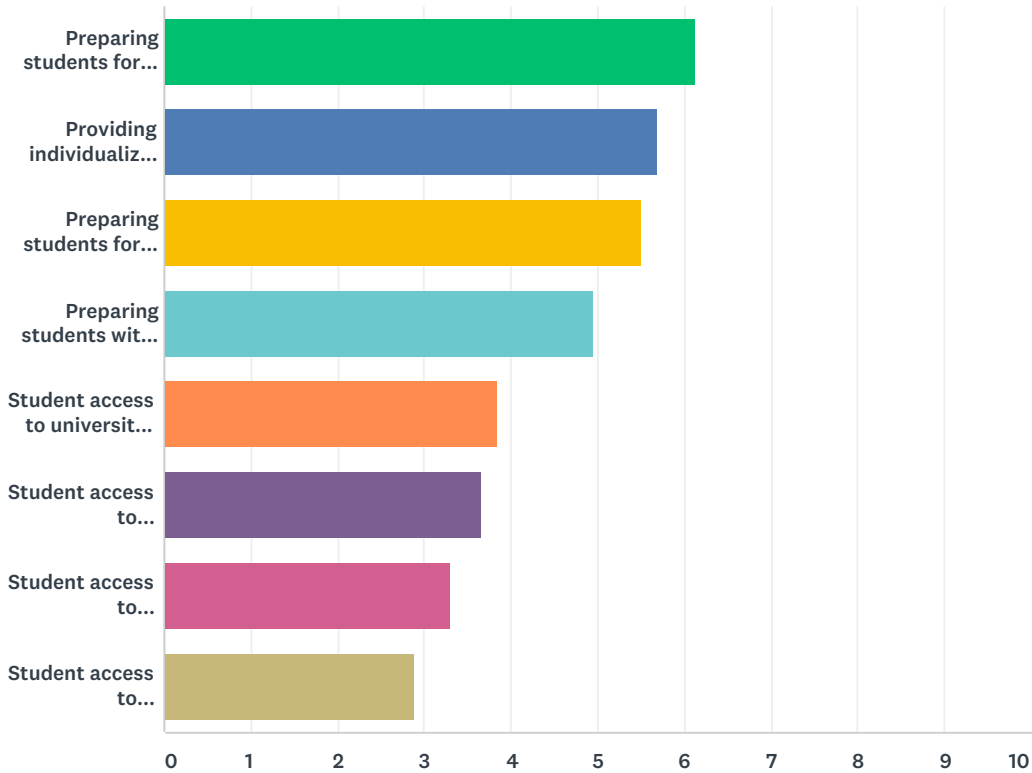
	1	2	3	4	5	6	TOTAL	SCORE
Hill City School District's academic program.	35.83% 43	24.17% 29	16.67% 20	12.50% 15	6.67% 8	4.17% 5	120	4.58
Academic achievement of Hill City School District students.	30.83% 37	23.33% 28	15.83% 19	13.33% 16	14.17% 17	2.50% 3	120	4.36
Hill City School District's employees.	15.00% 18	20.83% 25	29.17% 35	17.50% 21	11.67% 14	5.83% 7	120	3.92
Hill City School District's fine arts programs - music, art, theater.	6.67% 8	15.83% 19	20.83% 25	20.00% 24	27.50% 33	9.17% 11	120	3.27
Hill City School District's athletics program.	2.50% 3	6.67% 8	12.50% 15	25.00% 30	20.00% 24	33.33% 40	120	2.47
Hill City School District buildings and grounds.	9.17% 11	9.17% 11	5.00% 6	11.67% 14	20.00% 24	45.00% 54	120	2.41

Q3 If you feel your choice was not provided in Question 2, please note it here.

Answered: 10 Skipped: 124

Q4 When thinking about what you want our school district to provide our students in our academic programs, please rank the following in order of importance and priority in the district with 1 being most important. You may slide the options up or down or use the arrows.

Answered: 105 Skipped: 29



	1	2	3	4	5	6	7	8	TOTAL	SCORE
Preparing students for university/collegiate study through rigorous and relevant course curriculum.	43.81% 46	12.38% 13	8.57% 9	15.24% 16	4.76% 5	4.76% 5	4.76% 5	5.71% 6	105	6.13
Providing individualized/personalized learning experiences to engage students and meet their needs and interests.	35.24% 37	13.33% 14	6.67% 7	15.24% 16	9.52% 10	7.62% 8	4.76% 5	7.62% 8	105	5.70
Preparing students for technical school/professional trades through district based and Technical School course curriculum.	7.62% 8	33.33% 35	20.00% 21	9.52% 10	13.33% 14	6.67% 7	6.67% 7	2.86% 3	105	5.51
Preparing students with 21st Century technology skills (coding, Cloud based processing, 1:1 PC, multimedia/digital projects)	6.67% 7	14.29% 15	24.76% 26	20.95% 22	10.48% 11	7.62% 8	9.52% 10	5.71% 6	105	4.96

Hill City School District: Strategic Planning Process Stakeholder Survey

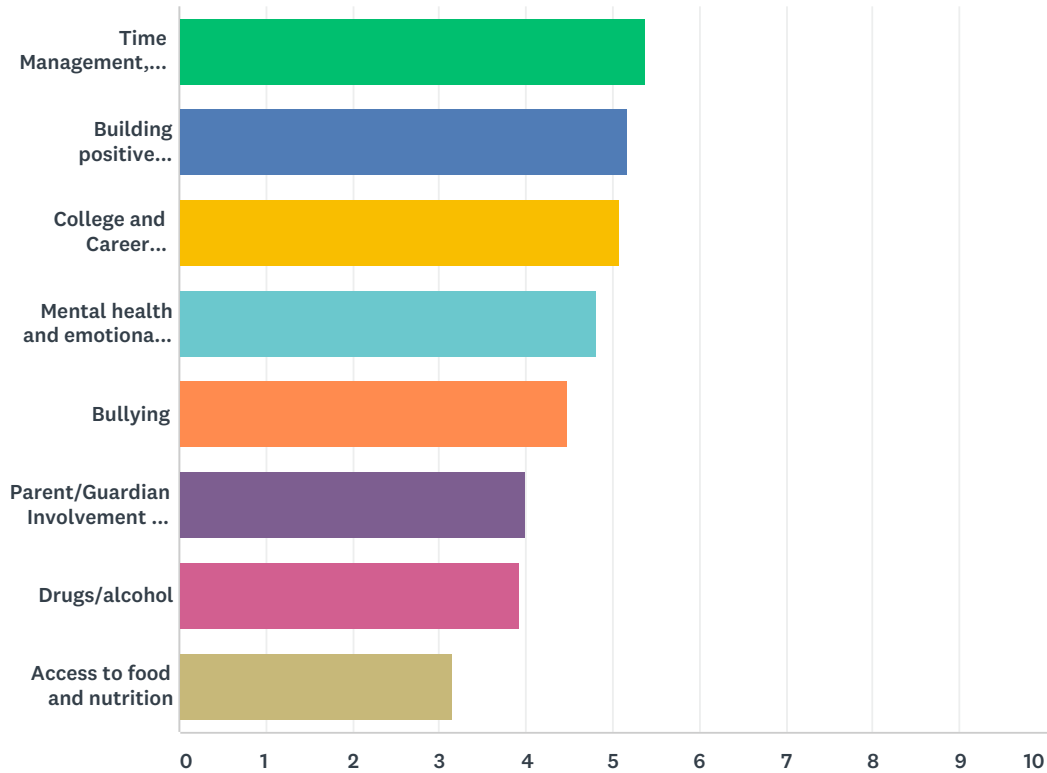
Student access to university and technical school credit through online courses, onsite in HCSD, and/or blended learning	4.76% 5	10.48% 11	12.38% 13	10.48% 11	11.43% 12	14.29% 15	21.90% 23	14.29% 15	105	3.85
Student access to business/civic internship, job shadowing, school to work opportunities.	0.00% 0	8.57% 9	9.52% 10	10.48% 11	16.19% 17	31.43% 33	13.33% 14	10.48% 11	105	3.66
Student access to online/blended learning courses at middle school and high school.	1.90% 2	4.76% 5	5.71% 6	8.57% 9	25.71% 27	13.33% 14	21.90% 23	18.10% 19	105	3.30
Student access to arts/music/theater programs	0.00% 0	2.86% 3	12.38% 13	9.52% 10	8.57% 9	14.29% 15	17.14% 18	35.24% 37	105	2.89

Q5 If you feel a choice was not represented in Question 4, please note it below.

Answered: 14 Skipped: 120

Q6 When thinking about issues impacting Hill City School District students today, please rank the issues below in order of importance or priority with 1 being most important or having the highest priority. You may slide the options up or down or use the arrows.

Answered: 104 Skipped: 30



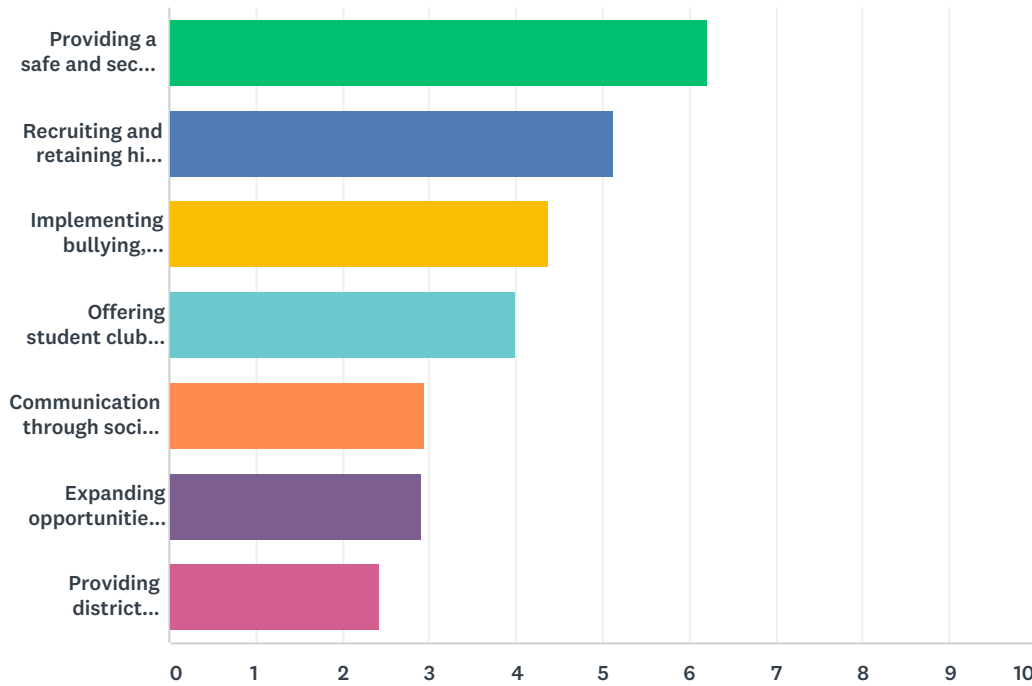
	1	2	3	4	5	6	7	8	TOTAL	SCORE
Time Management, Organization, and Study Skills	11.54% 12	22.12% 23	24.04% 25	12.50% 13	8.65% 9	11.54% 12	5.77% 6	3.85% 4	104	5.38
Building positive character traits	14.42% 15	13.46% 14	19.23% 20	13.46% 14	17.31% 18	13.46% 14	5.77% 6	2.88% 3	104	5.16
College and Career Readiness	20.19% 21	11.54% 12	16.35% 17	15.38% 16	9.62% 10	8.65% 9	7.69% 8	10.58% 11	104	5.08
Mental health and emotional well being	11.54% 12	15.38% 16	11.54% 12	16.35% 17	18.27% 19	8.65% 9	12.50% 13	5.77% 6	104	4.81
Bullying	13.46% 14	16.35% 17	4.81% 5	7.69% 8	14.42% 15	21.15% 22	15.38% 16	6.73% 7	104	4.48
Parent/Guardian Involvement and Engagement	15.38% 16	8.65% 9	3.85% 4	12.50% 13	12.50% 13	8.65% 9	15.38% 16	23.08% 24	104	3.99
Drugs/alcohol	10.58% 11	4.81% 5	11.54% 12	11.54% 12	12.50% 13	17.31% 18	15.38% 16	16.35% 17	104	3.94
Access to food and nutrition	2.88% 3	7.69% 8	8.65% 9	10.58% 11	6.73% 7	10.58% 11	22.12% 23	30.77% 32	104	3.15

Q7 If you feel a choice was not represented in Question 6, please note it below.

Answered: 3 Skipped: 131

Q8 When thinking about the climate and culture of Hill City School District, please rank the following with 1 being the most important or highest priority. You may slide the options up or down or use the arrows.

Answered: 100 Skipped: 34



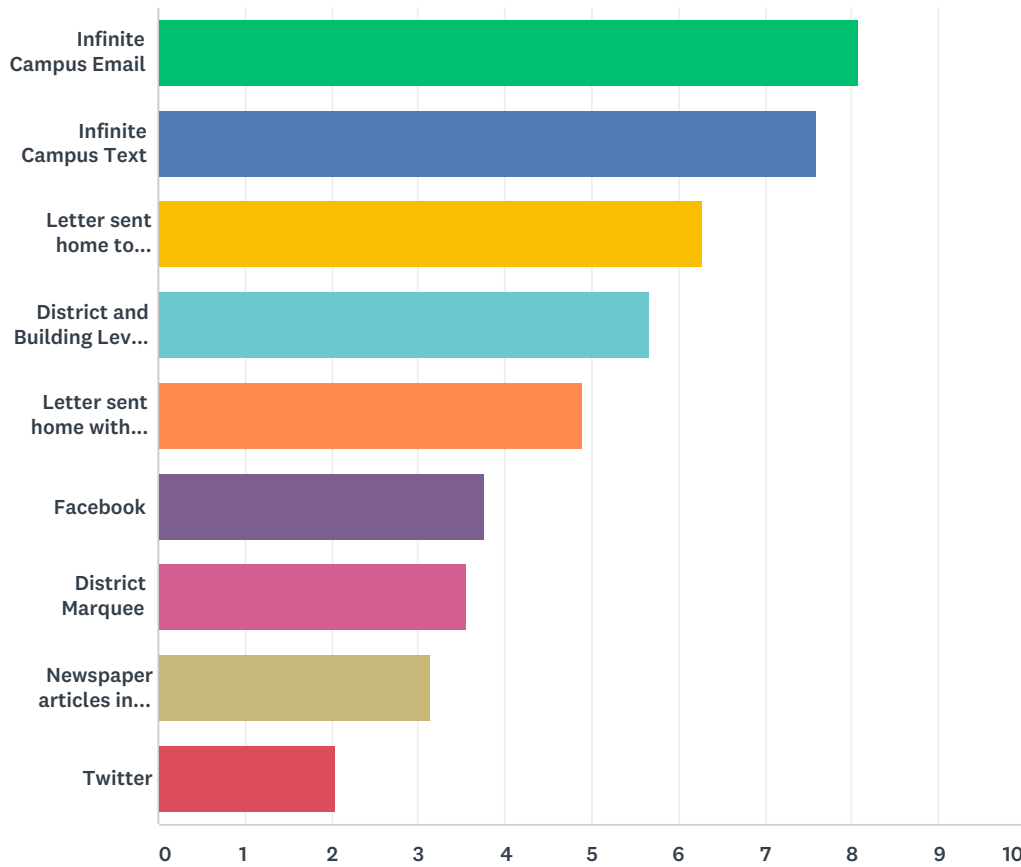
	1	2	3	4	5	6	7	TOTAL	SCORE
Providing a safe and secure environment for students and faculty during the school day.	65.00% 65	14.00% 14	10.00% 10	3.00% 3	6.00% 6	1.00% 1	1.00% 1	100	6.22
Recruiting and retaining high quality and qualified employees.	17.00% 17	33.00% 33	21.00% 21	12.00% 12	11.00% 11	3.00% 3	3.00% 3	100	5.12
Implementing bullying, drug/alcohol, mental health prevention programs.	6.00% 6	27.00% 27	20.00% 20	17.00% 17	15.00% 15	5.00% 5	10.00% 10	100	4.37
Offering student clubs and after school/summer school academic enrichment/remedial opportunities.	4.00% 4	14.00% 14	23.00% 23	25.00% 25	16.00% 16	7.00% 7	11.00% 11	100	4.00
Communication through social media platforms, topic sessions, open forums, email, mass texts, school website.	1.00% 1	2.00% 2	9.00% 9	19.00% 19	31.00% 31	25.00% 25	13.00% 13	100	2.96
Expanding opportunities for parent/guardian and community involvement	2.00% 2	7.00% 7	9.00% 9	14.00% 14	11.00% 11	43.00% 43	14.00% 14	100	2.90
Providing district governance, fiscal, policy, and daily operations information to patrons via forums, Lunch and Learn, Website, emails	5.00% 5	3.00% 3	8.00% 8	10.00% 10	10.00% 10	16.00% 16	48.00% 48	100	2.43

Q9 If you feel a choice was not provided in Question 8, please note it below.

Answered: 4 Skipped: 130

Q10 Please rank in order of importance with 1 being most important your preferences for district communication with parents/guardians/patrons. You may slide the options up or down or use the arrows.

Answered: 99 Skipped: 35



	1	2	3	4	5	6	7	8	9	TOTAL	SCORE
Infinite Campus Email	43.43% 43	38.38% 38	9.09% 9	5.05% 5	1.01% 1	1.01% 1	2.02% 2	0.00% 0	0.00% 0	99	8.07
Infinite Campus Text	34.34% 34	33.33% 33	12.12% 12	5.05% 5	8.08% 8	6.06% 6	1.01% 1	0.00% 0	0.00% 0	99	7.59
Letter sent home to Household	10.10% 10	6.06% 6	33.33% 33	28.28% 28	7.07% 7	9.09% 9	3.03% 3	2.02% 2	1.01% 1	99	6.28
District and Building Level Websites	2.02% 2	13.13% 13	16.16% 16	20.20% 20	26.26% 26	14.14% 14	6.06% 6	1.01% 1	1.01% 1	99	5.67
Letter sent home with student in backpack.	8.08% 8	5.05% 5	12.12% 12	16.16% 16	17.17% 17	11.11% 11	12.12% 12	10.10% 10	8.08% 8	99	4.90
Facebook	1.01% 1	2.02% 2	6.06% 6	7.07% 7	19.19% 19	20.20% 20	12.12% 12	21.21% 21	11.11% 11	99	3.77
District Marquee	0.00% 0	1.01% 1	4.04% 4	9.09% 9	13.13% 13	14.14% 14	30.30% 30	23.23% 23	5.05% 5	99	3.56

Hill City School District: Strategic Planning Process Stakeholder Survey

Newspaper articles in Prevailor	1.01% 1	1.01% 1	6.06% 6	7.07% 7	7.07% 7	13.13% 13	21.21% 21	16.16% 16	27.27% 27	99	3.13
Twitter	0.00% 0	0.00% 0	1.01% 1	2.02% 2	1.01% 1	11.11% 11	12.12% 12	26.26% 26	46.46% 46	99	2.04

Q11 If you feel a choice was not provided in question 10, please note it below.

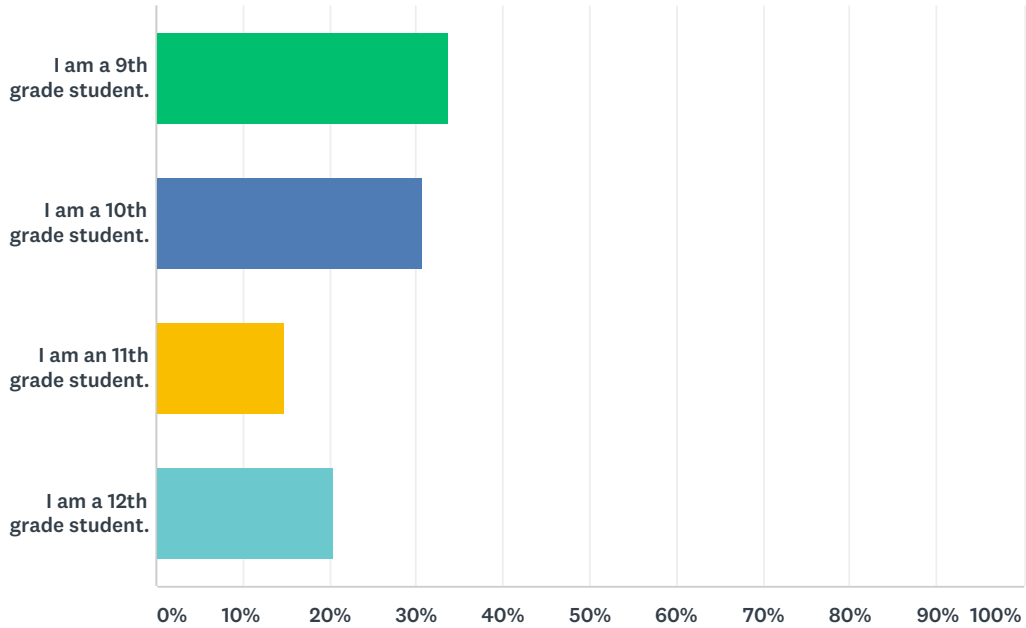
Answered: 7 Skipped: 127

Q12 Any additional comments? Your responses will remain anonymous.

Answered: 20 Skipped: 114

Q1 Please select your current grade level at Hill City High School.

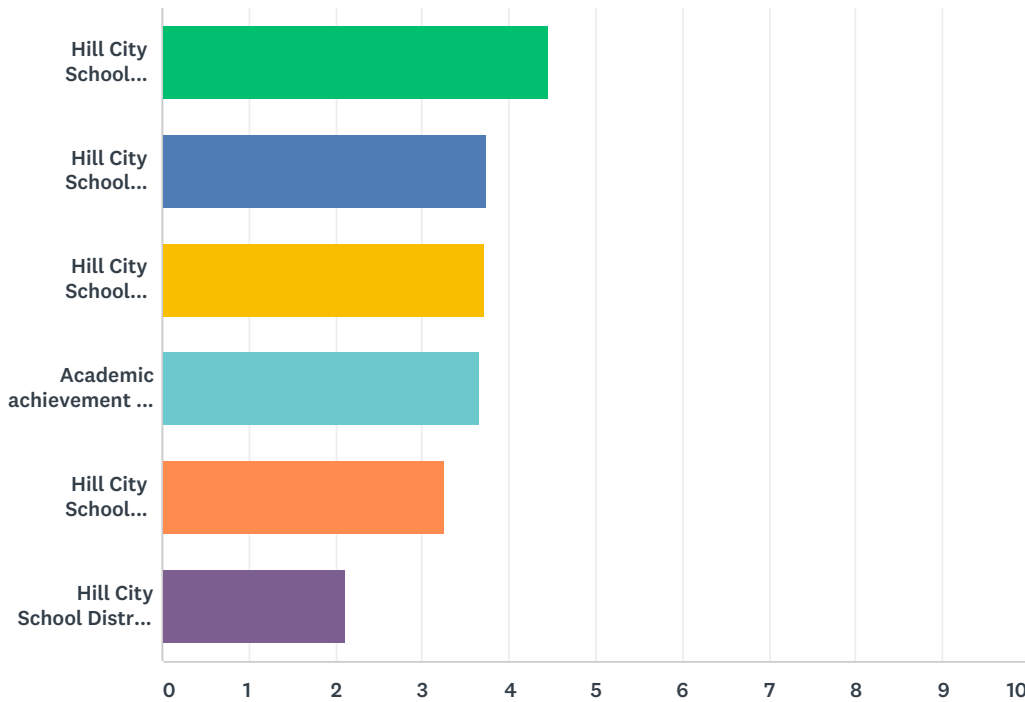
Answered: 107 Skipped: 0



ANSWER CHOICES	RESPONSES
I am a 9th grade student.	33.64% 36
I am a 10th grade student.	30.84% 33
I am an 11th grade student.	14.95% 16
I am a 12th grade student.	20.56% 22
Total Respondents: 107	

Q2 When you think about what makes you most proud about being a student in the Hill City School District, please rank the choices below with 1 being what you are most proud of about our school district. You may slide the options up or down or you may use the arrows to select a number rank.

Answered: 97 Skipped: 10



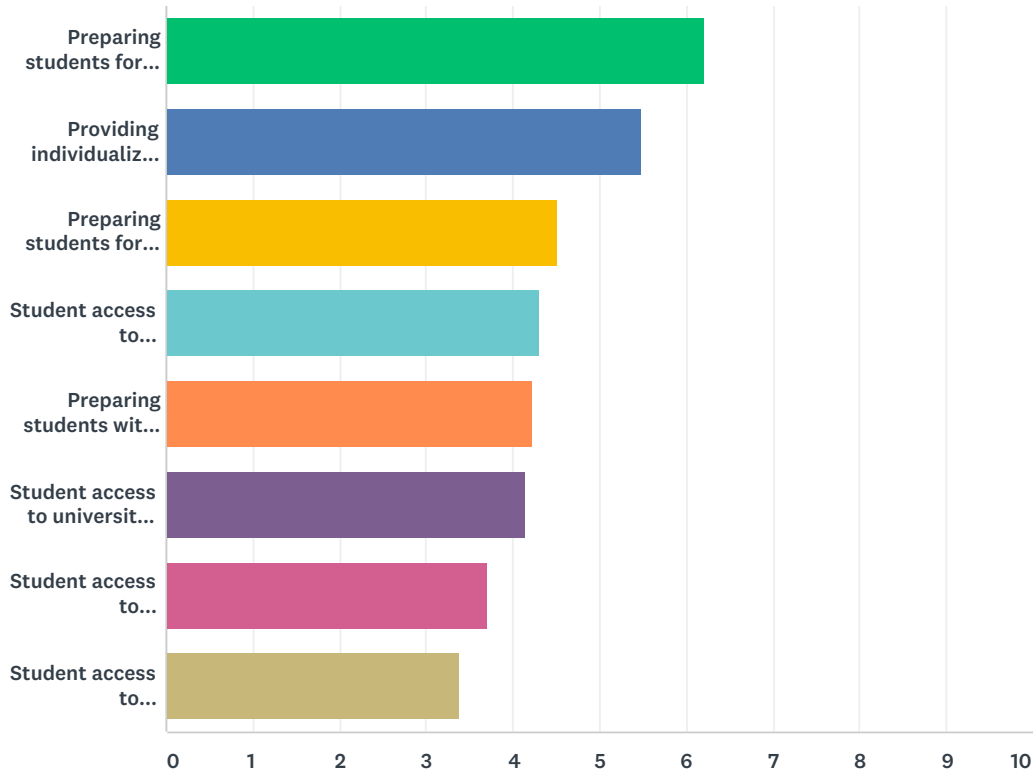
	1	2	3	4	5	6	TOTAL	SCORE
Hill City School District's academic program.	30.93% 30	26.80% 26	16.49% 16	13.40% 13	8.25% 8	4.12% 4	97	4.46
Hill City School District's employees (teachers, paraprofessionals, administrators).	11.34% 11	18.56% 18	28.87% 28	22.68% 22	11.34% 11	7.22% 7	97	3.74
Hill City School District's athletics program.	24.74% 24	16.49% 16	14.43% 14	13.40% 13	13.40% 13	17.53% 17	97	3.73
Academic achievement of Hill City School district students.	14.43% 14	20.62% 20	14.43% 14	25.77% 25	17.53% 17	7.22% 7	97	3.67
Hill City School District's fine arts programs - music, art, theater.	16.49% 16	14.43% 14	13.40% 13	15.46% 15	15.46% 15	24.74% 24	97	3.27
Hill City School District buildings and grounds.	2.06% 2	3.09% 3	12.37% 12	9.28% 9	34.02% 33	39.18% 38	97	2.12

Q3 If you feel your choice was not provided in Question 2, please write it here.

Answered: 12 Skipped: 95

Q4 When you think about what you want our school district to provide our students in our academic programs, please rank the following in order of importance and priority in the district with 1 being most important and the highest priority. You may slide the options up or down or you may use the arrows to select a number rank.

Answered: 90 Skipped: 17



	1	2	3	4	5	6	7	8	TOTAL	SCORE
Preparing students for university/college level study through rigorous and relevant course curriculum.	36.67% 33	20.00% 18	14.44% 13	8.89% 8	7.78% 7	5.56% 5	3.33% 3	3.33% 3	90	6.22
Providing individualized/personalized learning experiences to engage students and meet their needs and interests.	18.89% 17	18.89% 17	16.67% 15	15.56% 14	11.11% 10	8.89% 8	5.56% 5	4.44% 4	90	5.48
Preparing students for technical school/professional trades through district based and Technical School course curriculum.	5.56% 5	17.78% 16	17.78% 16	16.67% 15	6.67% 6	11.11% 10	8.89% 8	15.56% 14	90	4.52
Student access to business/civic internships, job shadowing, school to work opportunities.	8.89% 8	10.00% 9	11.11% 10	13.33% 12	14.44% 13	23.33% 21	10.00% 9	8.89% 8	90	4.31

Hill City School District: Strategic Planning Process HCHS Survey

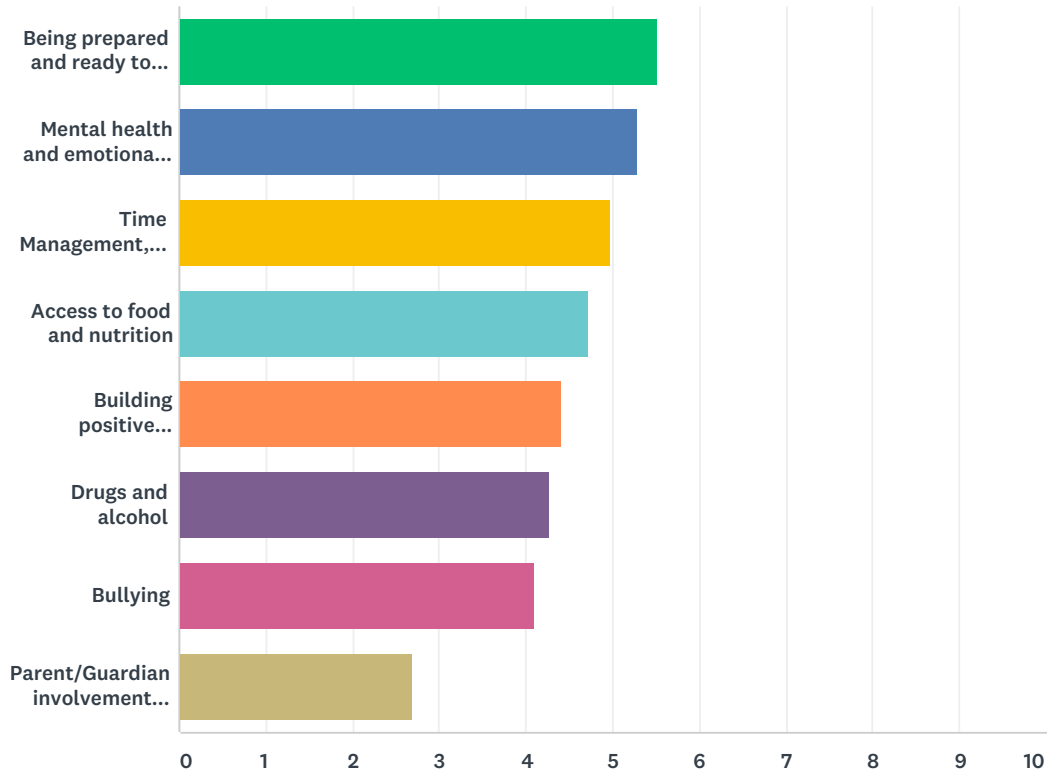
Preparing students with 21st Century technology skills (coding, Cloud based processing, 1:1 PC, multimedia/digital projects).	3.33% 3	13.33% 12	20.00% 18	11.11% 10	16.67% 15	7.78% 7	10.00% 9	17.78% 16	90	4.23
Student access to university and technical school credit through online courses, onsite at HCSD, and/or blended learning	4.44% 4	11.11% 10	8.89% 8	14.44% 13	21.11% 19	15.56% 14	20.00% 18	4.44% 4	90	4.14
Student access to arts/music/theater programs	16.67% 15	7.78% 7	7.78% 7	5.56% 5	3.33% 3	11.11% 10	13.33% 12	34.44% 31	90	3.70
Student access to online/blended learning (online and in class) courses at middle school and high school.	5.56% 5	1.11% 1	3.33% 3	14.44% 13	18.89% 17	16.67% 15	28.89% 26	11.11% 10	90	3.39

Q5 If you feel a choice was not represented in Question 4, please write it below.

Answered: 10 Skipped: 97

Q6 When you think about issues impacting Hill City School District students today, please rank the following issues with 1 being most important or having the highest priority. You may slide the options up or down or you may use the arrows to select a number rank.

Answered: 89 Skipped: 18



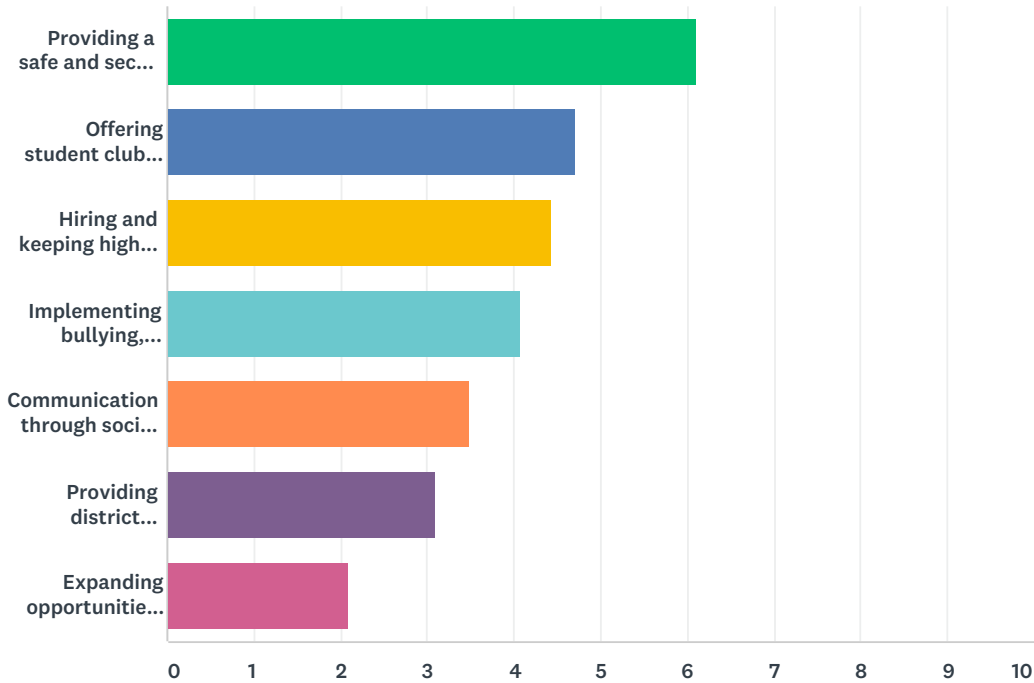
	1	2	3	4	5	6	7	8	TOTAL	SCORE
Being prepared and ready to succeed in college or a career after graduation.	13.48% 12	20.22% 18	25.84% 23	14.61% 13	6.74% 6	13.48% 12	2.25% 2	3.37% 3	89	5.53
Mental health and emotional well being	23.60% 21	10.11% 9	14.61% 13	13.48% 12	12.36% 11	14.61% 13	11.24% 10	0.00% 0	89	5.30
Time Management, Organization, and Study Skills	6.74% 6	17.98% 16	15.73% 14	21.35% 19	19.10% 17	7.87% 7	5.62% 5	5.62% 5	89	4.98
Access to food and nutrition	17.98% 16	12.36% 11	10.11% 9	11.24% 10	10.11% 9	19.10% 17	7.87% 7	11.24% 10	89	4.72
Building positive character traits	6.74% 6	10.11% 9	13.48% 12	20.22% 18	14.61% 13	11.24% 10	19.10% 17	4.49% 4	89	4.42
Drugs and alcohol	24.72% 22	6.74% 6	1.12% 1	6.74% 6	11.24% 10	12.36% 11	21.35% 19	15.73% 14	89	4.26
Bullying	4.49% 4	19.10% 17	10.11% 9	6.74% 6	14.61% 13	11.24% 10	20.22% 18	13.48% 12	89	4.10
Parent/Guardian involvement with school and classes	2.25% 2	3.37% 3	8.99% 8	5.62% 5	11.24% 10	10.11% 9	12.36% 11	46.07% 41	89	2.70

Q7 If you feel a choice was not represented in Question 6, please write it below.

Answered: 7 Skipped: 100

Q8 When you think about the climate and culture of Hill City School District, please rank the following with 1 being the highest priority. You may slide the options up or down or you may use the arrows to select a number rank.

Answered: 88 Skipped: 19



	1	2	3	4	5	6	7	TOTAL	SCORE
Providing a safe and secure learning environment for students and teachers during the school day.	53.41% 47	28.41% 25	9.09% 8	2.27% 2	1.14% 1	3.41% 3	2.27% 2	88	6.11
Offering student clubs and after school/summer school academic enrichment and remedial opportunities.	11.36% 10	20.45% 18	30.68% 27	15.91% 14	11.36% 10	6.82% 6	3.41% 3	88	4.70
Hiring and keeping highly qualified teachers, paraprofessionals, and administrators.	12.50% 11	19.32% 17	19.32% 17	18.18% 16	15.91% 14	7.95% 7	6.82% 6	88	4.43
Implementing bullying, drug/alcohol, mental health prevention programs.	9.09% 8	21.59% 19	14.77% 13	13.64% 12	15.91% 14	12.50% 11	12.50% 11	88	4.07
Communication through social media platforms, topic sessions, open forums, email, mass texts, school website.	2.27% 2	3.41% 3	17.05% 15	30.68% 27	20.45% 18	18.18% 16	7.95% 7	88	3.50
Providing district governance, school funding, district policy, and daily operations information to students through open forum meetings, Lunch and Learn sessions, school website, emails	10.23% 9	6.82% 6	5.68% 5	15.91% 14	15.91% 14	11.36% 10	34.09% 30	88	3.09
Expanding opportunities for students	0	0	0	0	0	0	0	0	0

Hill City School District: Strategic Planning Process HCHS Survey

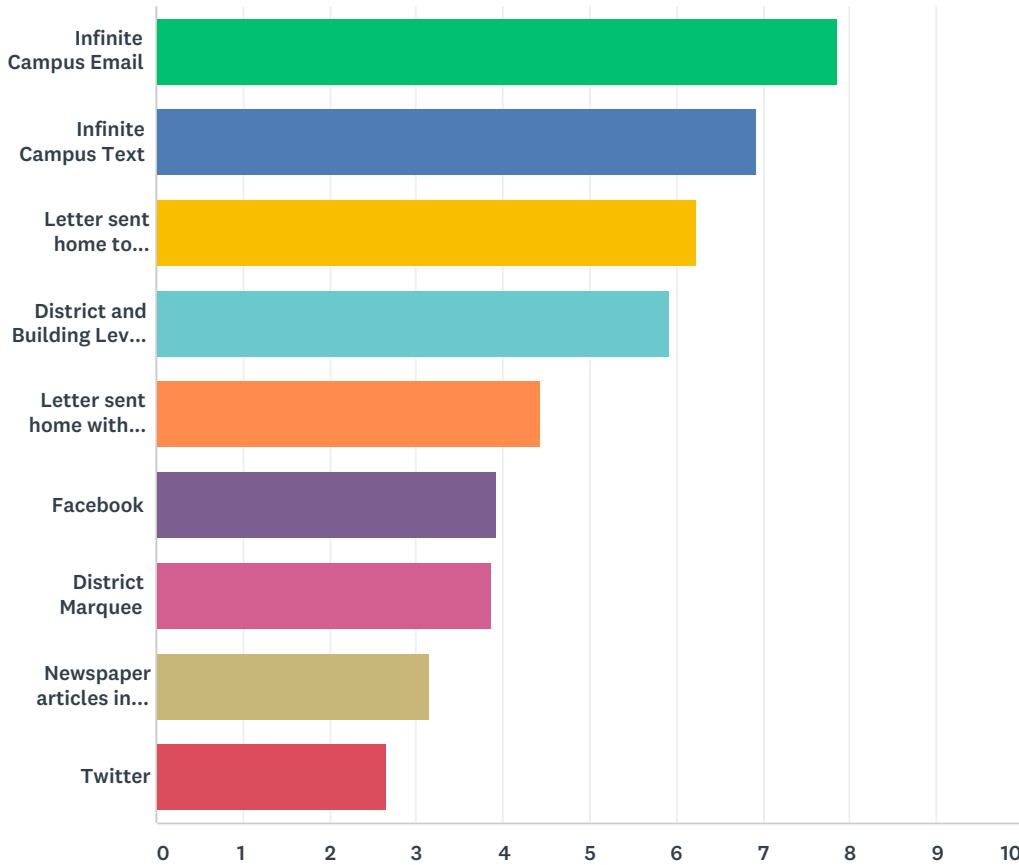
Expanding opportunities for parent/guardian and community involvement in school and classes.	1.14%	0.00%	3.41%	3.41%	19.32%	39.77%	32.95%		
	1	0	3	3	17	35	29	88	2.09

Q9 If you feel a choice was not provided in question 8, please note it below.

Answered: 5 Skipped: 102

Q10 Please rank in order of importance - with 1 being most important - your preferences for district communication with parents/guardians/students/patrons. You may slide the options up or down or you may use the arrows to select a number rank.

Answered: 86 Skipped: 21



	1	2	3	4	5	6	7	8	9	TOTAL	SCORE
Infinite Campus Email	52.33% 45	23.26% 20	13.95% 12	2.33% 2	0.00% 0	2.33% 2	1.16% 1	0.00% 0	4.65% 4	86	7.86
Infinite Campus Text	16.28% 14	39.53% 34	17.44% 15	10.47% 9	3.49% 3	1.16% 1	2.33% 2	6.98% 6	2.33% 2	86	6.93
Letter sent home to Household	12.79% 11	16.28% 14	30.23% 26	15.12% 13	5.81% 5	5.81% 5	3.49% 3	3.49% 3	6.98% 6	86	6.24
District and Building Level Websites	5.81% 5	5.81% 5	19.77% 17	29.07% 25	26.74% 23	8.14% 7	4.65% 4	0.00% 0	0.00% 0	86	5.92
Letter sent home with student in backpack.	4.65% 4	8.14% 7	4.65% 4	11.63% 10	17.44% 15	10.47% 9	22.09% 19	17.44% 15	3.49% 3	86	4.43
Facebook	5.81% 5	3.49% 3	4.65% 4	10.47% 9	12.79% 11	13.95% 12	11.63% 10	25.58% 22	11.63% 10	86	3.93

Hill City School District: Strategic Planning Process HCHS Survey

District Marquee	0.00% 0	1.16% 1	2.33% 2	8.14% 7	20.93% 18	25.58% 22	27.91% 24	9.30% 8	4.65% 4	86	3.88
Newspaper articles in Prevailier	2.33% 2	1.16% 1	4.65% 4	8.14% 7	3.49% 3	19.77% 17	13.95% 12	18.60% 16	27.91% 24	86	3.15
Twitter	0.00% 0	1.16% 1	2.33% 2	4.65% 4	9.30% 8	12.79% 11	12.79% 11	18.60% 16	38.37% 33	86	2.65

Q11 If you feel a choice was not provided in question 10, please write it below.

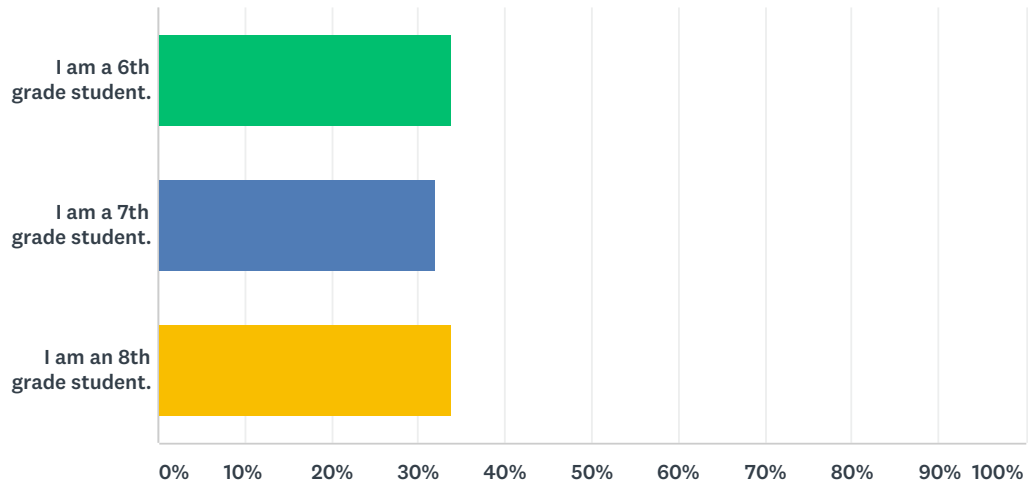
Answered: 6 Skipped: 101

Q12 Any additional comments? Your responses will remain anonymous.

Answered: 21 Skipped: 86

Q1 Please select your current grade level at Hill City High School.

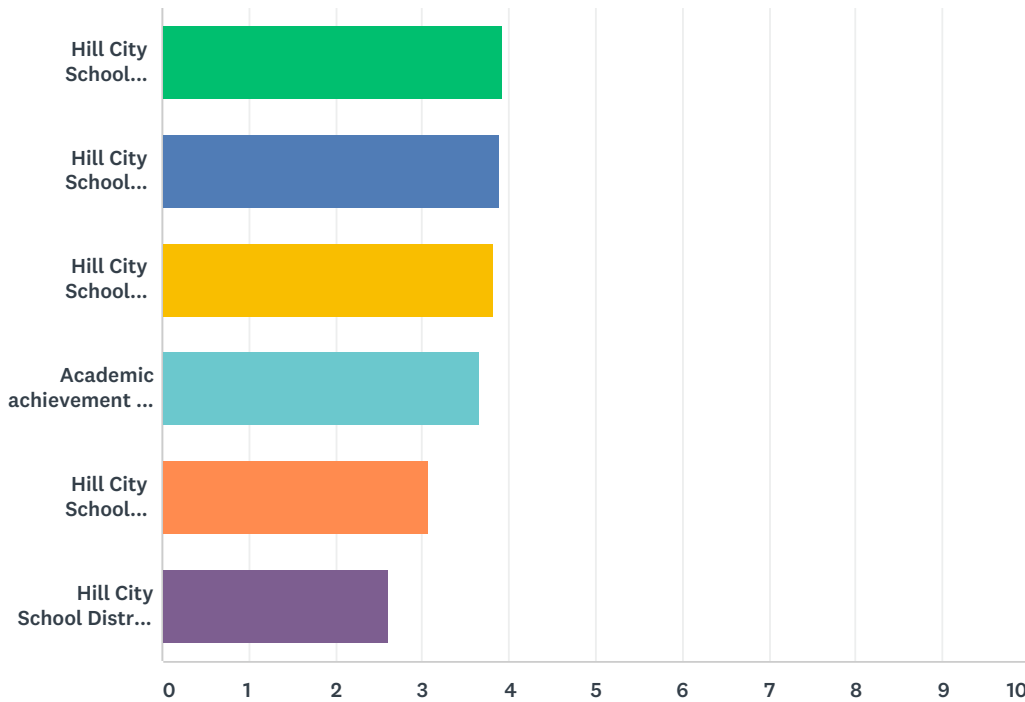
Answered: 103 Skipped: 0



ANSWER CHOICES	RESPONSES	
I am a 6th grade student.	33.98%	35
I am a 7th grade student.	32.04%	33
I am an 8th grade student.	33.98%	35
Total Respondents: 103		

Q2 When you think about what makes you most proud about being a student in the Hill City School District, please rank the choices below with 1 being what you are most proud of about our school district. You may slide the options up or down or you may use the arrows to select a number rank.

Answered: 102 Skipped: 1



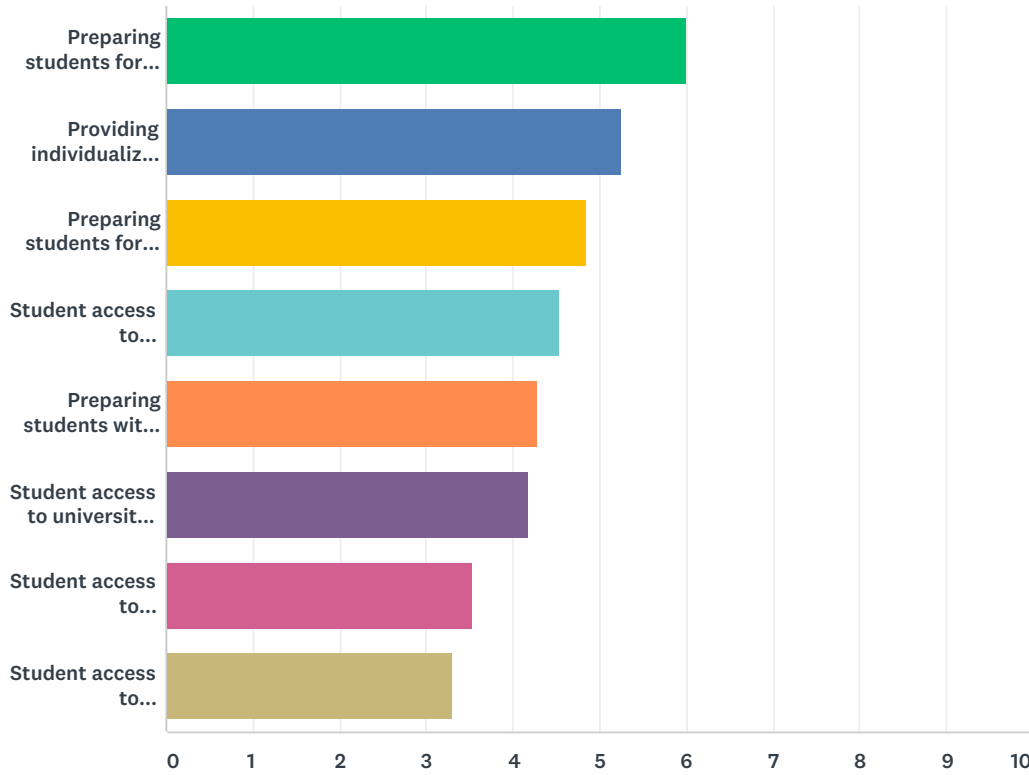
	1	2	3	4	5	6	TOTAL	SCORE
Hill City School District's athletics program.	31.37% 32	16.67% 17	14.71% 15	5.88% 6	13.73% 14	17.65% 18	102	3.93
Hill City School District's academic program.	17.65% 18	24.51% 25	17.65% 18	18.63% 19	12.75% 13	8.82% 9	102	3.89
Hill City School District's employees (teachers, paraprofessionals, administrators).	17.65% 18	14.71% 15	24.51% 25	23.53% 24	15.69% 16	3.92% 4	102	3.83
Academic achievement of Hill City School district students.	9.80% 10	23.53% 24	24.51% 25	15.69% 16	17.65% 18	8.82% 9	102	3.66
Hill City School District's fine arts programs - music, art, theater.	15.69% 16	8.82% 9	10.78% 11	23.53% 24	13.73% 14	27.45% 28	102	3.07
Hill City School District buildings and grounds.	7.84% 8	11.76% 12	7.84% 8	12.75% 13	26.47% 27	33.33% 34	102	2.62

Q3 If you feel your choice was not provided in Question 2, please write it here.

Answered: 25 Skipped: 78

Q4 When you think about what you want our school district to provide our students in our academic programs, please rank the following in order of importance and priority in the district with 1 being most important and the highest priority. You may slide the options up or down or you may use the arrows to select a number rank.

Answered: 102 Skipped: 1



	1	2	3	4	5	6	7	8	TOTAL	SCORE
Preparing students for university/college level study through rigorous and relevant course curriculum.	41.18% 42	12.75% 13	11.76% 12	8.82% 9	9.80% 10	1.96% 2	7.84% 8	5.88% 6	102	6.00
Providing individualized/personalized learning experiences to engage students and meet their needs and interests.	14.71% 15	16.67% 17	16.67% 17	21.57% 22	11.76% 12	6.86% 7	4.90% 5	6.86% 7	102	5.26
Preparing students for technical school/professional trades through district based and Technical School course curriculum.	6.86% 7	21.57% 22	14.71% 15	13.73% 14	13.73% 14	15.69% 16	7.84% 8	5.88% 6	102	4.86
Student access to business/civic internships, job shadowing, school to work opportunities.	6.86% 7	14.71% 15	14.71% 15	14.71% 15	11.76% 12	18.63% 19	13.73% 14	4.90% 5	102	4.55

Hill City School District: Strategic Planning Process HCMS Survey

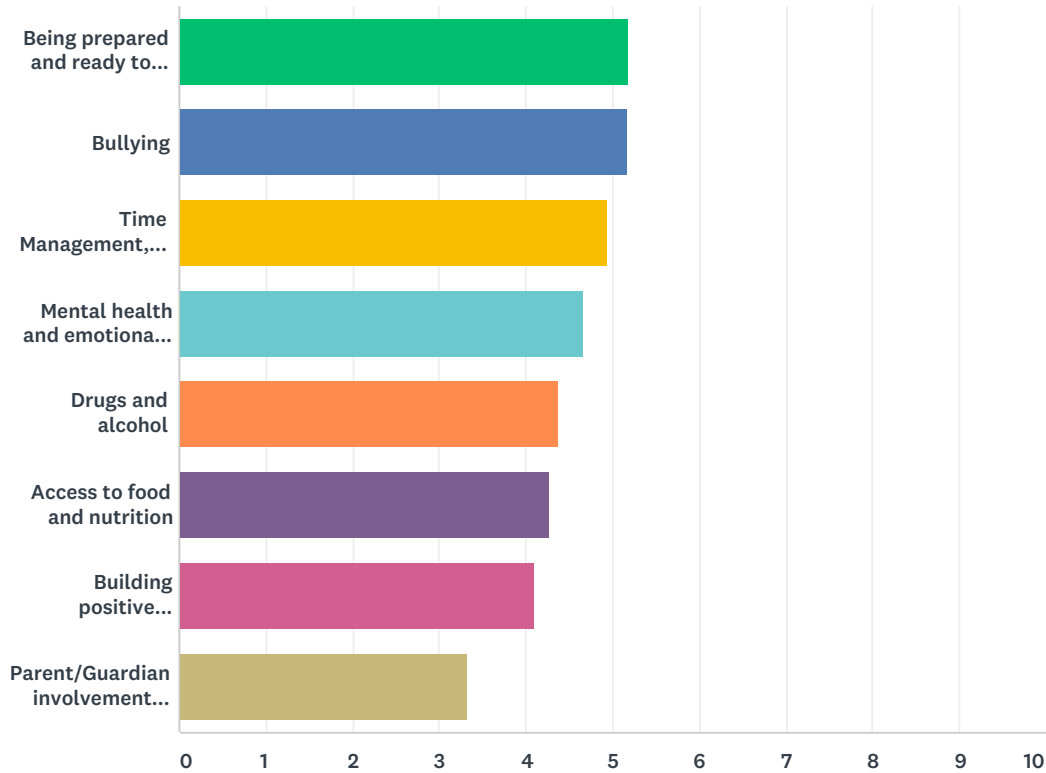
Preparing students with 21st Century technology skills (coding, Cloud based processing, 1:1 PC, multimedia/digital projects).	10.78% 11	12.75% 13	14.71% 15	9.80% 10	8.82% 9	11.76% 12	14.71% 15	16.67% 17	102	4.29
Student access to university and technical school credit through online courses, onsite at HCSD, and/or blended learning	6.86% 7	9.80% 10	13.73% 14	7.84% 8	19.61% 20	16.67% 17	18.63% 19	6.86% 7	102	4.18
Student access to arts/music/theater programs	11.76% 12	7.84% 8	8.82% 9	8.82% 9	5.88% 6	8.82% 9	9.80% 10	38.24% 39	102	3.54
Student access to online/blended learning (online and in class) courses at middle school and high school.	0.98% 1	3.92% 4	4.90% 5	14.71% 15	18.63% 19	19.61% 20	22.55% 23	14.71% 15	102	3.31

Q5 If you feel a choice was not represented in Question 4, please write it below.

Answered: 10 Skipped: 93

Q6 When you think about issues impacting Hill City School District students today, please rank the following issues with 1 being most important or having the highest priority. You may slide the options up or down or you may use the arrows to select a number rank.

Answered: 102 Skipped: 1



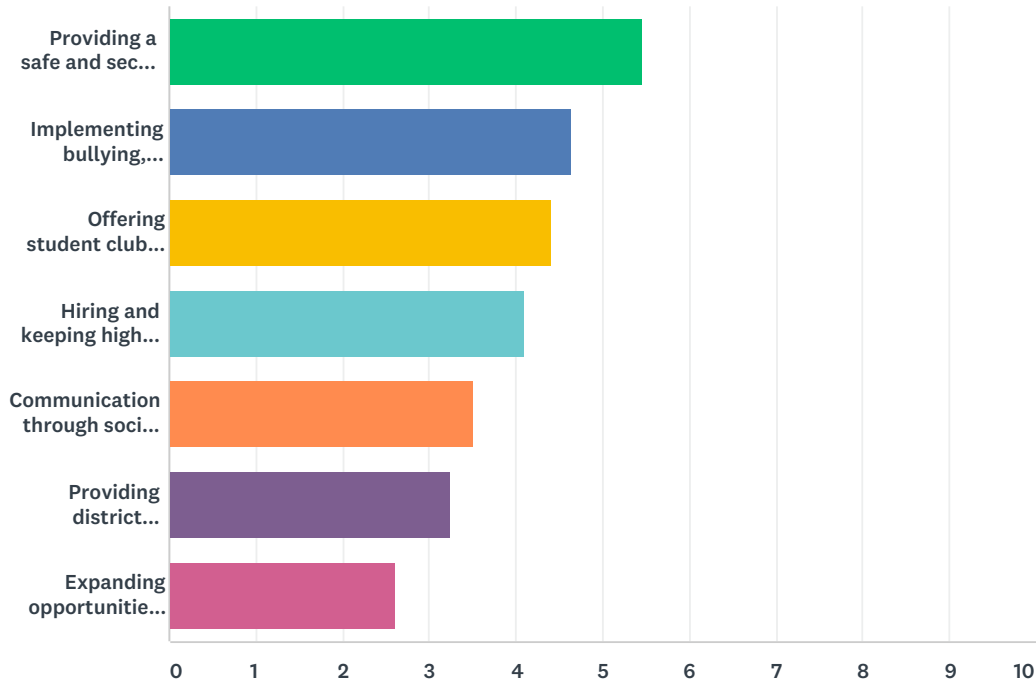
	1	2	3	4	5	6	7	8	TOTAL	SCORE
Being prepared and ready to succeed in college or a career after graduation.	18.63% 19	19.61% 20	14.71% 15	5.88% 6	11.76% 12	14.71% 15	8.82% 9	5.88% 6	102	5.19
Bullying	14.71% 15	28.43% 29	10.78% 11	8.82% 9	5.88% 6	7.84% 8	19.61% 20	3.92% 4	102	5.16
Time Management, Organization, and Study Skills	14.71% 15	8.82% 9	16.67% 17	18.63% 19	18.63% 19	8.82% 9	5.88% 6	7.84% 8	102	4.93
Mental health and emotional well being	11.76% 12	8.82% 9	15.69% 16	19.61% 20	8.82% 9	20.59% 21	6.86% 7	7.84% 8	102	4.67
Drugs and alcohol	23.53% 24	11.76% 12	8.82% 9	5.88% 6	7.84% 8	2.94% 3	5.88% 6	33.33% 34	102	4.38
Access to food and nutrition	4.90% 5	7.84% 8	14.71% 15	17.65% 18	19.61% 20	15.69% 16	10.78% 11	8.82% 9	102	4.26
Building positive character traits	7.84% 8	8.82% 9	9.80% 10	13.73% 14	17.65% 18	11.76% 12	20.59% 21	9.80% 10	102	4.09
Parent/Guardian involvement with school and classes	3.92% 4	5.88% 6	8.82% 9	9.80% 10	9.80% 10	17.65% 18	21.57% 22	22.55% 23	102	3.32

Q7 If you feel a choice was not represented in Question 6, please write it below.

Answered: 5 Skipped: 98

Q8 When you think about the climate and culture of Hill City School District, please rank the following with 1 being the highest priority. You may slide the options up or down or you may use the arrows to select a number rank.

Answered: 100 Skipped: 3



	1	2	3	4	5	6	7	TOTAL	SCORE
Providing a safe and secure learning environment for students and teachers during the school day.	47.00% 47	16.00% 16	12.00% 12	6.00% 6	7.00% 7	3.00% 3	9.00% 9	100	5.45
Implementing bullying, drug/alcohol, mental health prevention programs.	17.00% 17	34.00% 34	10.00% 10	10.00% 10	6.00% 6	10.00% 10	13.00% 13	100	4.64
Offering student clubs and after school/summer school academic enrichment and remedial opportunities.	11.00% 11	19.00% 19	23.00% 23	19.00% 19	12.00% 12	8.00% 8	8.00% 8	100	4.42
Hiring and keeping highly qualified teachers, paraprofessionals, and administrators.	11.00% 11	12.00% 12	17.00% 17	21.00% 21	23.00% 23	8.00% 8	8.00% 8	100	4.11
Communication through social media platforms, topic sessions, open forums, email, mass texts, school website.	2.00% 2	9.00% 9	16.00% 16	22.00% 22	24.00% 24	16.00% 16	11.00% 11	100	3.51
Providing district governance, school funding, district policy, and daily operations information to students through open forum meetings, Lunch and Learn sessions, school website, emails	10.00% 10	8.00% 8	11.00% 11	12.00% 12	13.00% 13	19.00% 19	27.00% 27	100	3.25

Hill City School District: Strategic Planning Process HCMS Survey

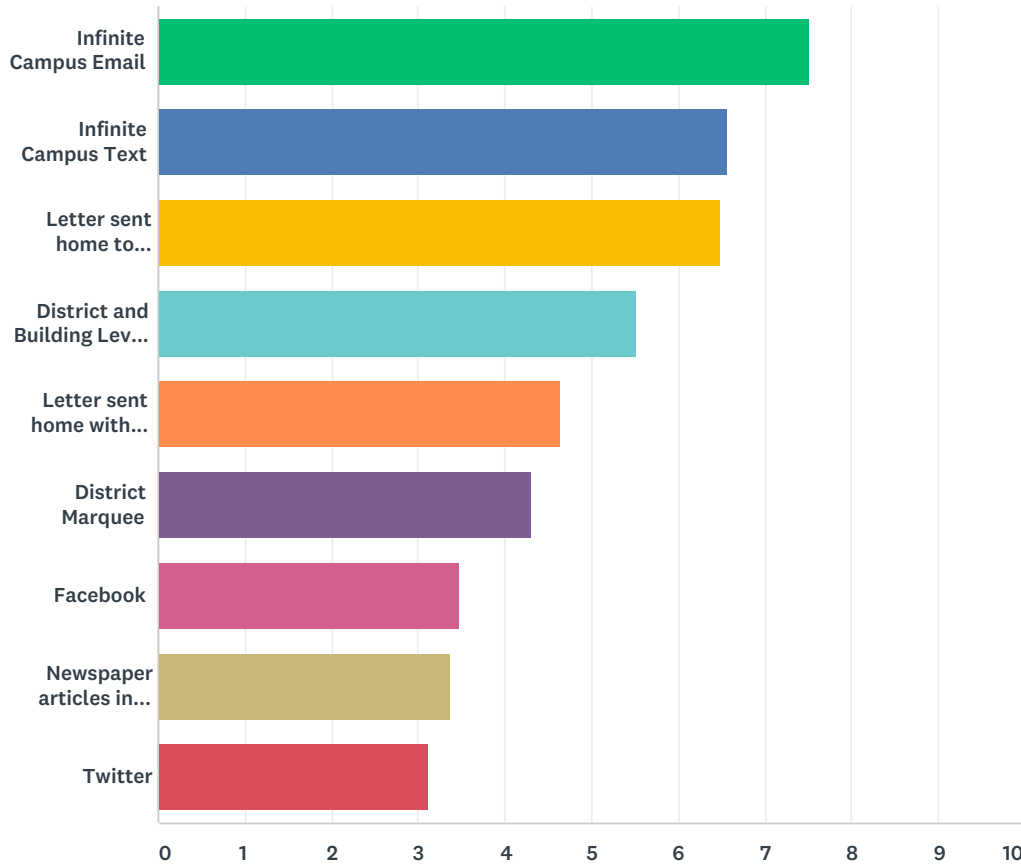
Expanding opportunities for parent/guardian and community involvement in school and classes.	2.00%	2.00%	11.00%	10.00%	15.00%	36.00%	24.00%	100	2.62
--	-------	-------	--------	--------	--------	--------	--------	-----	------

Q9 If you feel a choice was not provided in question 8, please note it below.

Answered: 5 Skipped: 98

Q10 Please rank in order of importance - with 1 being most important - your preferences for district communication with parents/guardians/students/patrons. You may slide the options up or down or you may use the arrows to select a number rank.

Answered: 98 Skipped: 5



	1	2	3	4	5	6	7	8	9	TOTAL	SCORE
Infinite Campus Email	44.90% 44	20.41% 20	15.31% 15	6.12% 6	3.06% 3	2.04% 2	3.06% 3	2.04% 2	3.06% 3	98	7.51
Infinite Campus Text	15.31% 15	31.63% 31	16.33% 16	11.22% 11	5.10% 5	5.10% 5	7.14% 7	8.16% 8	0.00% 0	98	6.56
Letter sent home to Household	16.33% 16	18.37% 18	24.49% 24	14.29% 14	11.22% 11	5.10% 5	4.08% 4	2.04% 2	4.08% 4	98	6.48
District and Building Level Websites	6.12% 6	6.12% 6	20.41% 20	21.43% 21	18.37% 18	13.27% 13	8.16% 8	2.04% 2	4.08% 4	98	5.53
Letter sent home with student in backpack.	4.08% 4	13.27% 13	5.10% 5	11.22% 11	18.37% 18	14.29% 14	9.18% 9	18.37% 18	6.12% 6	98	4.65
District Marquee	6.12% 6	2.04% 2	2.04% 2	16.33% 16	10.20% 10	27.55% 27	21.43% 21	8.16% 8	6.12% 6	98	4.32

Hill City School District: Strategic Planning Process HCMS Survey

Facebook	4.08% 4	3.06% 3	5.10% 5	5.10% 5	15.31% 15	9.18% 9	11.22% 11	25.51% 25	21.43% 21	98	3.47
Newspaper articles in Prevailer	2.04% 2	1.02% 1	7.14% 7	8.16% 8	13.27% 13	10.20% 10	19.39% 19	7.14% 7	31.63% 31	98	3.37
Twitter	1.02% 1	4.08% 4	4.08% 4	6.12% 6	5.10% 5	13.27% 13	16.33% 16	26.53% 26	23.47% 23	98	3.11

Q11 If you feel a choice was not provided in question 10, please write it below.

Answered: 7 Skipped: 96

Q12 Any additional comments? Your responses will remain anonymous.

Answered: 32 Skipped: 71

HCSD Strategic Planning Committee Survey: Open Ended Responses Themed by Type of Survey

Stakeholder Survey

Question 3: Discipline, Shop classes, Teachers, Administration, Relationships between students and teachers, Food Service, Best Teachers, Students best

Question 5: Opportunities for athletics, Life Skills/Respect/personal finance/Life needs, Innovative opportunities/connected learning/individualize to student need, Career exploration, 21st century technology, Employment skills

Question 7: Bullying -age appropriate interventions

Question 9: Strong budget leadership, Character instruction

Question 11: Phone calls, Email, Texts

Additional Comments: Communication, Effective budgeting, College and career instruction and opportunities, Additional foreign languages, Shop courses, Innovation, Technology, Partnerships, Life skills instruction

HCSD Strategic Planning Committee Survey: Open Ended Responses Themed by Type of Survey

High School Survey

Question 3: HC does a great job. Fund and support the arts programs. Keep working to improve academics, arts, athletics programs. Our students get along well.

Question 5: Technology important for students. Additional foreign languages to curriculum. More science classes topics. Personalized learning opportunities. Life skills instruction

Question 7: Mental health opportunities. Keep parents engaged. Expand food service options for students.

Question 9: Mental health opportunities. Lunch program important.

Question 11: Use planbook.com and other online platforms. School app. Use school email.

Additional Comments: Equal effort to ensure opportunities in athletics, academics, arts. Great teachers. Keep everyone informed. Very good programs in district. Positive atmosphere. Food options outside of lunch time. Personalized learning to take high interest classes along with other classes.

HCSD Strategic Planning Committee Survey: Open Ended Responses Themed by Type of Survey

Middle School Survey

Question 3: PIPTO, Sports, Students and Teachers, School Spirit, Athletics, All fine.

Question 5: Mechanics instruction/Trades, Life Skills, Blended Learning, All important.

Question 7: Bullying

Question 9: Clubs, Sports, Activities

Question 11: Instagram, Text message, All important.

Additional Comments: Clubs/activities, Health and Wellness opportunities, technology important, Academics important, Add more sports, After School Clubs, Small classes important, field trip opportunities, Safe schools and fun schools, Teachers fun,