

2017-18 School Report Card



Anaconda Sr High School

515 Main Street
Anaconda, MT 59711

Grades Served: 9-12

Student Enrollment: 321

Montana Accountability System

As required under the Every Student Succeeds Act (ESSA), Montana developed an accountability system to meaningfully differentiate schools by the support needed.

Schools are identified as one of the following:

- Comprehensive Support & Improvement (CSI) Schools
- Targeted Support & Improvement (TSI) Schools
- Universal Support Schools

[Click here for more detail about Accountability](#)

School Identification

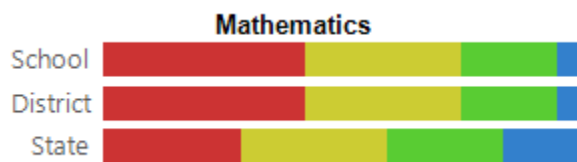
Targeted Support

The school is identified as Second Year Targeted for White students having low proficiency rates on the statewide assessment in reading at 35% and mathematics at 25%. In addition, the school is identified for Economically Disadvantaged students having low proficiency rates on the statewide assessment in reading at 25% and mathematics at 25%.

Report Card Definitions & Methodology

Due to rounding, percentages on each page may not add up to 100%. An asterisk (*) indicates this number has been suppressed for student privacy and security reasons (Privacy & Security Details).

Student Achievement Scores



	Novice	Nearing Proficient	Proficient	Advanced
School	42%	33%	20%	5%
District	42%	33%	20%	5%
State	29%	30%	24%	17%



	Novice	Nearing Proficient	Proficient	Advanced
School	36%	30%	26%	8%
District	36%	30%	26%	8%
State	26%	24%	31%	19%



	Novice	Nearing Proficient	Proficient	Advanced
School	12%	37%	27%	24%
District	12%	37%	27%	24%
State	11%	28%	42%	18%

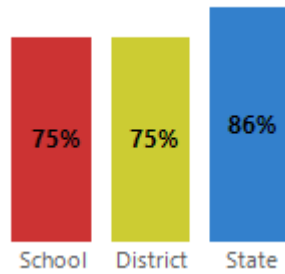
■ Novice
 ■ Nearing Proficient
 ■ Proficient
 ■ Advanced

[Click here for more detail about Student Achievement](#)

Due to rounding, percentages on each page may not add up to 100%. An asterisk (*) indicates this number has been suppressed for student privacy and security reasons (Privacy & Security Details).

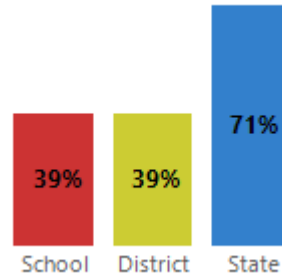
Student Achievement Progress Scores

% of students graduating high school in four years



[Click for more information](#)

% of students who are college or career ready



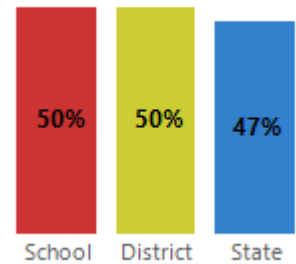
[Click for more information](#)

English Learners

# English Learners	*
% Achieved Proficiency	*
% Students Showing Progress on the EL Assessment	*

School Attendance

% of students with at least 95% attendance for the entire school year



Educator Qualifications

[Click here for details on Educator Qualifications \(inexperienced educators, emergency provisional licenses, educators working out of field\)](#)

School Quality, Climate, and Safety

Source: Civil Rights Data Collection as published by the US Department of Education Office of Civil Rights.

An asterisk (*) indicates this number has been suppressed for student privacy and security reasons ([Privacy & Security Details](#)).

[Click here for details on Montana Civil Rights Data Collection](#)

School Finance

Data on school level expenditures for 2017-18 was not required to be reported. School level expenditures for 2018-19 will be reported on the 2018-19 Report Card.

Due to rounding, percentages on each page may not add up to 100%.

An asterisk (*) indicates this number has been suppressed for student privacy and security reasons ([Privacy & Security Details](#)).