



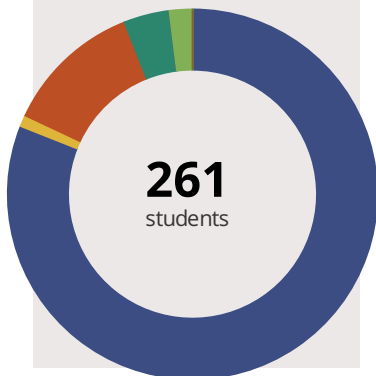
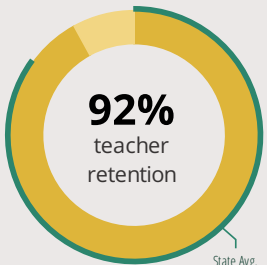
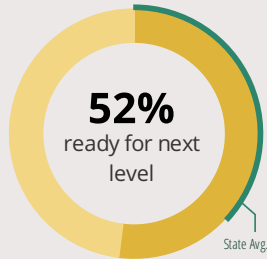
Pleasant Lane Elem School

401 N Main St Lombard, IL 60148 (630) 827-4640

Grades: K - 5
District: Lombard SD 44

Principal: Stephanie Loth
Superintendent: Mr.Theodore Sec

FAST FACTS



Academic Success

Elementary All Illinois students in grades 3-8 take the PARCC assessment each year. High school students take the SAT in Math and English Language Arts.

School	Fewer than 10 students
District	Fewer than 10 students
State	Fewer than 10 students

■ Did Not Meet
 ■ Partially Met
 ■ Approached
 ■ Met
 ■ Exceeded

Success by Student Group

This display shows PARCC performance levels for each student group. No data is shown for groups with fewer than 10 students.

White	Fewer than 10 students
Black	Fewer than 10 students
Hispanic	Fewer than 10 students
Low Income	Fewer than 10 students
English Learners	Fewer than 10 students
With Disabilities	Fewer than 10 students

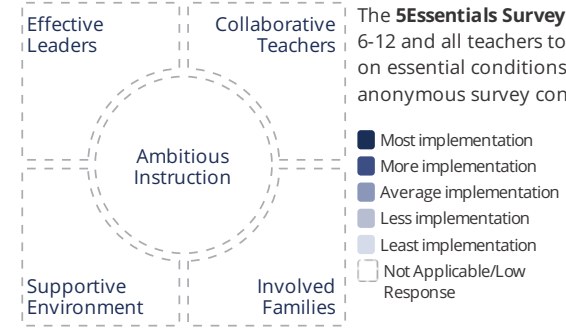
■ Did Not Meet
 ■ Partially Met
 ■ Approached
 ■ Met
 ■ Exceeded

Student Characteristics

■ White	81%	■ Low Income	20%
■ Black	1%	■ English Learners	8%
■ Hispanic	12%	■ With Disabilities	15%
■ Asian	4%	■ Homeless	0%
■ American Indian	0%		
■ Two or More Races	2%		
■ Pacific Islander	0%		

School Environment

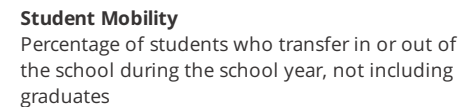
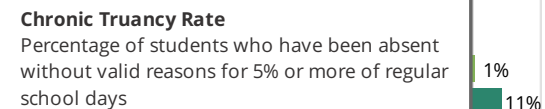
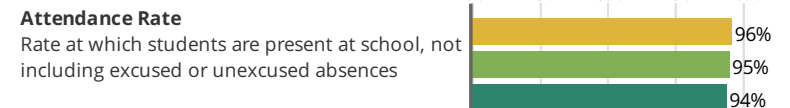
The **5Essentials Survey** allows students in grades 6-12 and all teachers to share their perspectives on essential conditions for learning. The anonymous survey consists of 5 components.



Response Rates	
Students	-
Teachers	-

- Effective Leaders**
Do principals and teachers implement a shared vision for success?
- Collaborative Teachers**
Do teachers collaborate to promote professional growth?
- Ambitious Instruction**
Are the classes challenging and engaging?
- Supportive Environment**
Is the school safe, demanding, and supportive?
- Involved Families**
Does the entire staff build strong external relationships?

Student Attendance and Mobility





Pleasant Lane Elem School

School Highlights

Academic Courses

Band, English Language Support, Orchestra

Career Development Courses and Programs

Physical Education, Health and Wellness

Child Assault Prevention Program, Health Education Courses, Human Growth and Development Program, Nutrition

Athletics

Kids on the Run Club, Tennis Club

Other Programs and Activities

Before & After School Care, Family Nights, Fire Safety/Prevention, Junior Achievement, Kiwanis Club Programs, PTA, Smile Squad, Drama Club, iMovie Club, Book Look--Book Reviews, Chess Club, Differentiated Math & Reading Support, Junior Great Books, National Geographic Geography Bee, Student Council

School Personnel Resources

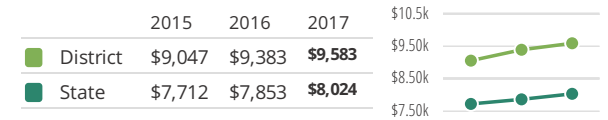
English as a Second Language Teacher, Paraprofessional, Reading Teacher, School Nurse, School Psychologist, Special Education Teacher, Speech Language Pathologist-non teaching, Technology Specialist

School Awards

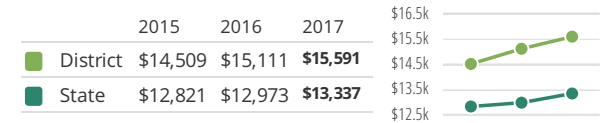
Facilities

District Finance

Instructional Spending per Pupil includes only the activities directly dealing with the teaching of students or the interaction between teachers and students.



Operational Spending per Pupil includes all costs for overall operations in this school's district, including Instructional Spending, but excluding summer school, adult education, capital expenditures, and long-term debt payments.



Educator Measures

This school has had **1 principal(s)** over the past 6 years. In the last three years, an average of **92% of teachers** return to this school each year.

FOR MORE INFORMATION

Visit IllinoisReportCard.com to see additional details about each item of information for this school. There you will find charts spanning multiple years, detailed explanations, resources, more of the school's programs and activities, and powerful tools that let you dig deeper into data.

Most of this data has been collected by ISBE from school districts through data systems. Some information, such as the School Highlights, is entered directly by principals and can be updated throughout the year.